



STATE OF LOUISIANA  
**EXECUTIVE BUDGET**  
FISCAL YEAR 2023-2024

**Governor John Bel Edwards**

Commissioner of Administration Jay Dardenne





---

# Table of Contents

---

<b>Table of Contents</b> .....	<b>i</b>
<b>GOVERNOR’S MESSAGE</b> .....	<b>vii</b>
<b>FOREWORD</b> .....	<b>ix</b>
<b>Acknowledgments</b> .....	<b>xi</b>
<b>Comparative Statement</b> .....	<b>1</b>
<b>Economic Outlook</b> .....	<b>3</b>
<b>Revenue Loss Summary</b> .....	<b>25</b>
<b>Incentive Expenditure Programs</b> .....	<b>27</b>
<b>Statewide State General Fund Revenues and Expenditures</b> .....	<b>29</b>
State General Fund - General Operating Appropriation .....	31
Total Means of Financing - General Operating Appropriations.....	32
<b>Comparison of Existing Operating Budget to Recommended Budget Summary by MOF</b> 33	
Recommended Budget by Agency and Means of Finance .....	35
<b>Position Analysis</b> .....	<b>45</b>
<b>Comparative Health Care and Higher Education</b> .....	<b>47</b>
<b>Comparison of Existing Operating Budget to Recommended by Functional Area</b> .....	<b>49</b>
<b>Statewide Discretionary and Non-Discretionary Expenditures</b> .....	<b>55</b>
<b>Historical Trends</b> .....	<b>59</b>
<b>Executive Department</b> .....	<b>63</b>
100-Executive Office .....	63
101-Office of Indian Affairs .....	65
102-Office of the State Inspector General .....	66
103-Mental Health Advocacy Service .....	66
106-Louisiana Tax Commission .....	68
107-Division of Administration .....	69
109-Coastal Protection & Restoration Authority .....	70
111-Governor's Office of Homeland Security and Emergency Preparedness .....	72
112-Department of Military Affairs .....	73
116-Louisiana Public Defender Board .....	75
124-Louisiana Stadium and Exposition District.....	76

129-Louisiana Commission on Law Enforcement and the Administration of Criminal Justice ..... 77

133-Office of Elderly Affairs..... 79

254-Louisiana State Racing Commission..... 80

255-Office of Financial Institutions..... 81

**Department of Veterans Affairs ..... 83**

130-Department of Veterans Affairs ..... 83

131-Louisiana Veterans Home ..... 85

132-Northeast Louisiana Veterans Home..... 86

134-Southwest Louisiana Veterans Home..... 86

135-Northwest Louisiana Veterans Home..... 87

136-Southeast Louisiana Veterans Homes ..... 88

**Secretary of State ..... 91**

139-Secretary of State..... 92

**Office of the Attorney General ..... 95**

141-Office of the Attorney General..... 95

**Lieutenant Governor ..... 97**

146-Lieutenant Governor..... 97

**State Treasurer ..... 99**

147-State Treasurer..... 99

**Public Service Commission ..... 101**

158-Public Service Commission..... 101

**Agriculture and Forestry ..... 103**

160-Agriculture and Forestry..... 103

**Commissioner of Insurance ..... 105**

165-Commissioner of Insurance ..... 105

**Department of Economic Development..... 107**

251-Office of the Secretary..... 108

252-Office of Business Development..... 109

**Culture Recreation and Tourism ..... 111**

261-Office of the Secretary..... 112

262-Office of the State Library of Louisiana..... 113

263-Office of State Museum..... 114

264-Office of State Parks..... 115

265-Office of Cultural Development ..... 116

267-Office of Tourism ..... 117





<b>Transportation and Development .....</b>	<b>119</b>
273-Administration .....	120
276-Engineering and Operations .....	120
<b>Corrections Services .....</b>	<b>123</b>
400-Corrections - Administration .....	124
402-Louisiana State Penitentiary .....	125
405-Raymond Laborde Correctional Center.....	126
406-Louisiana Correctional Institute for Women.....	127
407-Winn Correctional Center.....	128
408-Allen Correctional Center.....	129
409-Dixon Correctional Institute .....	130
413-Elayn Hunt Correctional Center .....	131
414-David Wade Correctional Center .....	132
415-Adult Probation and Parole .....	133
416-B.B. "Sixty" Rayburn Correctional Center.....	134
<b>Public Safety Services.....</b>	<b>137</b>
418-Office of Management and Finance .....	138
419-Office of State Police.....	139
420-Office of Motor Vehicles.....	140
422-Office of State Fire Marshal .....	141
423-Louisiana Gaming Control Board .....	142
424-Liquefied Petroleum Gas Commission.....	143
425-Louisiana Highway Safety Commission .....	144
<b>Youth Services .....</b>	<b>147</b>
403-Office of Juvenile Justice .....	148
<b>Louisiana Department of Health .....</b>	<b>149</b>
300-Jefferson Parish Human Services Authority.....	149
301-Florida Parishes Human Services Authority .....	150
302-Capital Area Human Services District .....	151
303-Developmental Disabilities Council.....	152
304-Metropolitan Human Services District.....	153
305-Medical Vendor Administration.....	154
306-Medical Vendor Payments .....	156
307-Office of the Secretary.....	158
309-South Central Louisiana Human Services Authority .....	159
310-Northeast Delta Human Services Authority .....	160
320-Office of Aging and Adult Services .....	161
324-Louisiana Emergency Response Network.....	162
325-Acadiana Area Human Services District.....	164
326-Office of Public Health.....	165
330-Office of Behavioral Health .....	167

340-Office for Citizens with Developmental Disabilities ..... 168

350-Office On Women's Health and Community Health..... 170

375-Imperial Calcasieu Human Services Authority ..... 171

376-Central Louisiana Human Services District ..... 171

377-Northwest Louisiana Human Services District ..... 172

**Children and Family Services..... 175**

360-DCFS - Office for Children and Family Services ..... 175

**Department of Natural Resources ..... 179**

431-Office of the Secretary..... 180

432-Office of Conservation ..... 181

434-Office of Mineral Resources..... 182

435-Office of Coastal Management..... 182

**Department of Revenue ..... 183**

440-Office of Revenue..... 184

**Department of Environmental Quality ..... 185**

856-Office of Environmental Quality ..... 186

**Louisiana Workforce Commission ..... 189**

474-Workforce Support and Training..... 189

**Department of Wildlife and Fisheries ..... 193**

511-Management and Finance ..... 194

512-Office of the Secretary..... 195

513-Office of Wildlife ..... 196

514-Office of Fisheries ..... 197

**Department of Civil Service ..... 199**

560-State Civil Service ..... 199

561-Municipal Fire and Police Civil Service ..... 200

562-Ethics Administration ..... 201

563-State Police Commission ..... 202

565-Board of Tax Appeals..... 203

**Higher Education..... 205**

671-Board of Regents ..... 206

600-Louisiana State University Board of Supervisors ..... 208

615-Southern University Board of Supervisors ..... 210

620-University of Louisiana Board of Supervisors ..... 212

649-Louisiana Community & Technical Colleges Board of Supervisors ..... 216

**Special Schools and Commissions ..... 221**



656-Special School District .....	221
657-Jimmy D. Long, Sr. Louisiana School for Math, Science, and the Arts .....	222
658-Thrive Academy .....	223
659-École Pointe-au-Chien.....	224
662-Louisiana Educational Television Authority.....	225
666-Board of Elementary and Secondary Education.....	226
673-New Orleans Center for the Creative Arts.....	227
<b>Department of Education.....</b>	<b>229</b>
678-State Activities.....	229
681-Subgrantee Assistance .....	231
682-Recovery School District.....	233
695-Minimum Foundation Program .....	234
697-Nonpublic Educational Assistance .....	235
<b>LSU Health Care Services Division .....</b>	<b>237</b>
610-LA Health Care Services Division .....	237
<b>Other Requirements .....</b>	<b>239</b>
451-Local Housing of State Adult Offenders .....	239
452-Local Housing of State Juvenile Offenders.....	241
901-Sales Tax Dedications .....	241
903-Parish Transportation.....	242
905-Interim Emergency Board .....	243
906-District Attorneys and Assistant District Attorney.....	244
923-Corrections Debt Service.....	245
924-Video Draw Poker - Local Government Aid.....	246
925-Unclaimed Property Leverage Fund - Debt Service.....	247
930-Higher Education - Debt Service and Maintenance .....	248
931-Louisiana Economic Development -Debt Service and State Commitments .....	249
932-Two Percent Fire Insurance Fund.....	250
933-Governor's Conferences and Interstate Compacts.....	251
939-Prepaid Wireless 911 Service .....	252
940-Emergency Medical Services-Parishes and Municipalities.....	253
941-Agriculture and Forestry - Pass Through Funds.....	254
945-State Aid to Local Government Entities.....	255
950-Judgments .....	256
966-Supplemental Payments to Law Enforcement Personnel.....	257
977-DOA- Debt Service And Maintenance.....	258
XXX-Funds.....	259
<b>Ancillary Appropriations .....</b>	<b>261</b>
800-Office of Group Benefits .....	261
804-Office of Risk Management .....	262
806-Louisiana Property Assistance .....	263
807-Louisiana Federal Property Assistance .....	264



811-Prison Enterprises .....	265
815-Office of Technology Services .....	266
816-Division of Administrative Law .....	267
820-Office of State Procurement .....	268
829-Office of Aircraft Services .....	269
860-Environmental State Revolving Loan Funds.....	270
861-Safe Drinking Water Revolving Loan .....	271
<b>Non-Appropriated Requirements .....</b>	<b>273</b>
917-Severance Tax Dedication .....	274
918-Parish Royalty Fund Payments.....	274
919-Highway Fund Number Two Motor Vehicle .....	275
920-Interim Emergency Fund .....	276
921-Revenue Sharing - State .....	277
922-General Obligation Debt Service.....	278
<b>Judicial Expense.....</b>	<b>279</b>
949-Louisiana Judiciary .....	279
<b>Legislative Expense .....</b>	<b>281</b>
951-House of Representatives .....	281
952-Senate .....	282
954-Legislative Auditor .....	283
955-Legislative Fiscal Office.....	284
960-Legislative Budgetary Control Council.....	285
962-Louisiana State Law Institute .....	286
<b>Capital Outlay .....</b>	<b>287</b>
115-Facility Planning and Control.....	287
279-DOTD-Capital Outlay/Non-State .....	288

# GOVERNOR'S MESSAGE

---

Mr. President Mr. Speaker and Honorable Members of the Legislature:

Today, I submit to you the Executive Budget for Fiscal Year 2024 – the final budget of my two terms as governor of this great state.

This budget is based on conservative fiscal policies and prioritizes education, healthcare and initiatives aimed at improving the lives of Louisiana residents.

It continues my commitment to good stewardship of the state's financial resources. I've been mindful to not leave my successor with the financial mess of the \$2 billion deficit my administration inherited seven years ago. The budget is balanced based on the Revenue Estimating Conference forecast. There are no budget gimmicks or accounting tricks.

The spending plan continues the sound budget development practices that my administration has used, practices that have led to budget surpluses and hundreds of millions of dollars in payments on state debts. The state's "rainy day" fund will be the healthiest it has ever been with the upcoming deposit of Fiscal Year 2022 surplus dollars. One-time revenues have only been used to take care of needs that do not require annual funding.

The budget has been developed with an emphasis on improved funding for education at all levels.

Teachers and support personnel will get the largest pay raise they have received in years. Funding for childcare assistance will bring the program to above pre-pandemic levels.

My administration's investment in higher education is once again at a historic high including faculty pay raises, an increase in formula funding to be distributed throughout the system, and more GO Grant dollars to help needy students pay for school.

As federal funds return to pre-pandemic levels my budget provides the Medicaid funding to preserve healthcare for those in need.

There is more money allocated to hire additional child welfare workers.

As you are aware, I have been proposing to raise the state minimum wage from its dismal \$7.25 an hour. I will again support a raise in the upcoming legislative session. But for now, I will use my executive power to raise the minimum pay for state employees to \$10 an hour. That raise is reflected in my budget.

I believe the budget I submit to you sets Louisiana and its residents on a path to prosperity as it invests in education and healthcare. I look forward to working with you during the 2023 legislative session in our efforts to continue advancing Louisiana.

Governor John Bel Edwards





THIS PAGE INTENTIONALLY LEFT BLANK



# FOREWORD

---

As authorized by Act 247 of the Regular Legislative Session of 2005, this publication presents the Governor's Executive Budget in a concise manner. This streamlined format features a statewide summary of revenues, expenditures, and authorized positions, followed by Executive Budget recommendations, by budget schedule and budget unit, with a comparison to Existing Operating Budget, and a discussion of significant budget items.

Users who are seeking more detailed information about budget recommendations and program performance are urged to consult the FY 2023-2024 Executive Budget Supporting Document on the Office of Planning and Budget website <https://www.doa.la.gov/doa/opb/budget-documents/executive-budgets/>. The Supporting Document contains detailed financial and performance information at department, agency, and program levels.

To compare the Governor's budget recommendations to the Existing Operating Budget (EOB), it is necessary to identify a particular date in the current fiscal year as the comparison point. For the development of the FY 2023-2024 Executive Budget, FY 2022-2023 EOB was "frozen" on December 1, 2022.

For information about state government expenditures, visit the Louisiana Checkbook. This online state spending database is available to provide citizens a tool for tracking government spending. It can be accessed at: <https://checkbook.la.gov>.



THIS PAGE INTENTIONALLY LEFT BLANK

# Acknowledgments

---

**John Bel Edwards**

Governor

**Jay Dardenne**

Commissioner of Administration

**Barbara Goodson**

Deputy Commissioner of Administration

**Randy Davis**

Assistant Commissioner  
Policy & Personnel

**Rick McGimsey**

Executive Counsel

**Mark Moses**

Assistant Commissioner  
Facility Planning & Control

**Desireé Honoré Thomas**

Assistant Commissioner  
Statewide Services

The Executive Budget was prepared by the staff of the Office of Planning and Budget

**Ternisa Hutchinson**

State Director of Planning and Budget

**Ryan Guidry**

State Deputy Director of Planning and Budget

***State Economist***

Manfred Dix

***State Planning Manager***

LaKesha Hart

***State Budget Managers***

Rachel Broussard

Blake Ruiz

Paul Fernandez

Karen Smith

Julia Gradney

Al St. Pierre

Sam Roubique

***Budget Analysts***

Jolene Applegate

Chris Hoffman

Millicent Primas

Andrew Bennett

Ramya Iyer

Zach Rau

Joshua Benoit

Edeassa Lawson

Amanda Tevis

Brent Eilts

Jeremy McDaniel

Jaime Thomas

Darrilyn Favorite

Leslye Milano

Emily VanNatta

Colleen Gil

Jeffery Mumhrey

Jakob Ward

Matt Gillen

Trang Nguyen

Jessica Warner

Lana Goldsmith

***Administrative Staff***

Tanitta Chambers

Karen Hedges





THIS PAGE INTENTIONALLY LEFT BLANK



**PART ONE:**  
**STATEWIDE**  
**SUMMARY**



THIS PAGE INTENTIONALLY LEFT BLANK

# Comparative Statement

## COMPARATIVE STATEMENT FISCAL YEARS 2021-2022 THROUGH 2023-2024 (Exclusive of Double Counts) (Dollars in Millions)

	ACTUAL FY 2021-2022 (1)	EXISTING AS OF 12/01/2022 FY 2022-2023 (2)	EXECUTIVE BUDGET FY 2023-2024 (3)
<b>REVENUE</b>			
AVAILABLE GENERAL FUND REVENUE (4)	\$12,995.8	\$11,039.8	\$11,442.1
UNDESIGNATED GENERAL FUND CASH BALANCE	\$699.2	\$0.0	\$0.0
USE OF BUDGET STABILIZATION FUND	\$0.0	\$0.0	\$0.0
STATE GENERAL FUND CARRYFORWARD	\$183.6	\$404.9	\$0.0
SELF-GENERATED REVENUE	\$3,283.5	\$3,663.7	\$3,679.8
STATUTORY DEDICATIONS	\$5,932.8	\$7,682.7	\$6,818.2
FEDERAL FUNDS	\$19,752.1	\$23,537.9	\$23,754.7
TOTAL FUNDS AVAILABLE	\$42,847.0	\$46,329.0	\$45,694.8
<b>EXPENDITURES</b>			
GENERAL APPROPRIATIONS BILL (5)	\$35,582.0	\$42,016.8	\$41,595.6
ANCILLARY APPROPRIATIONS	\$71.8	\$183.5	\$183.5
NON-APPROPRIATED REQUIREMENTS	\$597.4	\$585.6	\$592.9
JUDICIAL EXPENSE	\$169.7	\$184.8	\$189.1
LEGISLATIVE EXPENSE	\$91.5	\$102.9	\$102.3
SPECIAL ACTS	\$0.0	\$0.0	\$0.0
CAPITAL OUTLAY (6)	\$2,798.8	\$3,081.3	\$3,031.3
TOTAL EXPENDITURES	\$39,311.2	\$46,154.9	\$45,694.8
<b>FUNDS LESS EXPENDITURES</b>			
HSDRRS REPAYMENT FUND TRANSFER (7)	(\$400.0)	\$0.0	\$0.0
MEGAPROJECTS LEVERAGE FUND TRANSFER (8)	(\$600.0)	\$0.0	\$0.0
TRANSFERS PER LEGISLATIVE ACTS (9)	(\$411.9)	(\$170.5)	\$0.0
OTHER TRANSFERS (10)	(\$12.8)	\$0.0	\$0.0
UNAPPROPRIATED USE OF FY21 SURPLUS	(\$2.8)	\$0.0	\$0.0
USE OF FY21 SURPLUS (11)	(\$174.8)	\$0.0	\$0.0
REVENUE STABILIZATION FUND TRANSFERS (12)	(\$802.2)	\$0.0	\$0.0
GENERAL FUND - DIRECT CARRYFORWARDS TO FY23	(\$404.9)	\$0.0	\$0.0
FUNDS LESS EXPENDITURES AFTER ADJUSTMENTS	\$726.5	\$3.6	\$0.0

- (1) The Actual FY 2021-2022 amounts reflect the Legislative Auditor reviewed revenues and expenditures made per the fiscal status summary presented to the Joint Legislative Committee on the Budget (JLCB) on January 20, 2023, as required by R.S. 39:75(A)(3)(a).
- (2) The Existing Operating Budget (EOB) column for FY 2022-2023 reflects the Official Revenue Forecast from the May 9, 2022, meeting of the Revenue Estimating Conference (REC) for available State General Fund revenue.
- (3) The recommended Executive Budget column for FY 2023-2024 reflects the Official Revenue Forecast from the December 15, 2022, meeting of the Revenue Estimating Conference for available State General Fund revenue.
- (4) For FY 2021-2022, includes \$17,628,489 from reclassification of remote sellers taxes remitted in FY 2022-2023, \$9,415,175 in corrections to reversions, \$39,500,596 in audit adjustments, and \$30,316,476 in other transfers.
- (5) For FY 2021-2022, includes \$69,921,947 in payments to retirement systems from FY 2020-2021 surplus and \$75,998,330 in transfers out to various funds in 20-XXX.
- (6) For FY 2021-2022, includes use of \$451,684,281 from FY 2020-2021 surplus authorized by Act 117 of the 2022 RLS, \$147,500,000 in transfers authorized by Act 170 of the 2022 RLS, and \$42,981,996 in transfers authorized by Act 485 of the 2021 RLS.
- (7) "HSDRRS" is the acronym for "Hurricane & Storm Damage Risk Reduction System." For FY 2021-2022, this transfer is authorized by Act 448 of the 2021 RLS. Monies in this fund are exclusively for use to repay the US Army Corps of Engineers for costs associated with HSDRRS.
- (8) For FY 2021-2022, this transfer is authorized by Act 167 of the 2022 RLS. For reference, monies in this fund may be used exclusively for road and bridge infrastructure projects throughout the state.
- (9) For FY 2021-2022 and FY 2022-2023, these transfers are authorized by Act 167 of the 2022 RLS, and are comprised of various deposits into statutorily dedicated funds.
- (10) For FY 2021-2022, other transfers are authorized by R.S. 49:214.5.4 and other corrective actions.
- (11) For FY 2021-2022, the total amount shown reflects deposits made to the Budget Stabilization Fund.
- (12) For FY 2021-2022, transfers are authorized by LA Constitution Art. VII, Section 10.15.



THIS PAGE INTENTIONALLY LEFT BLANK

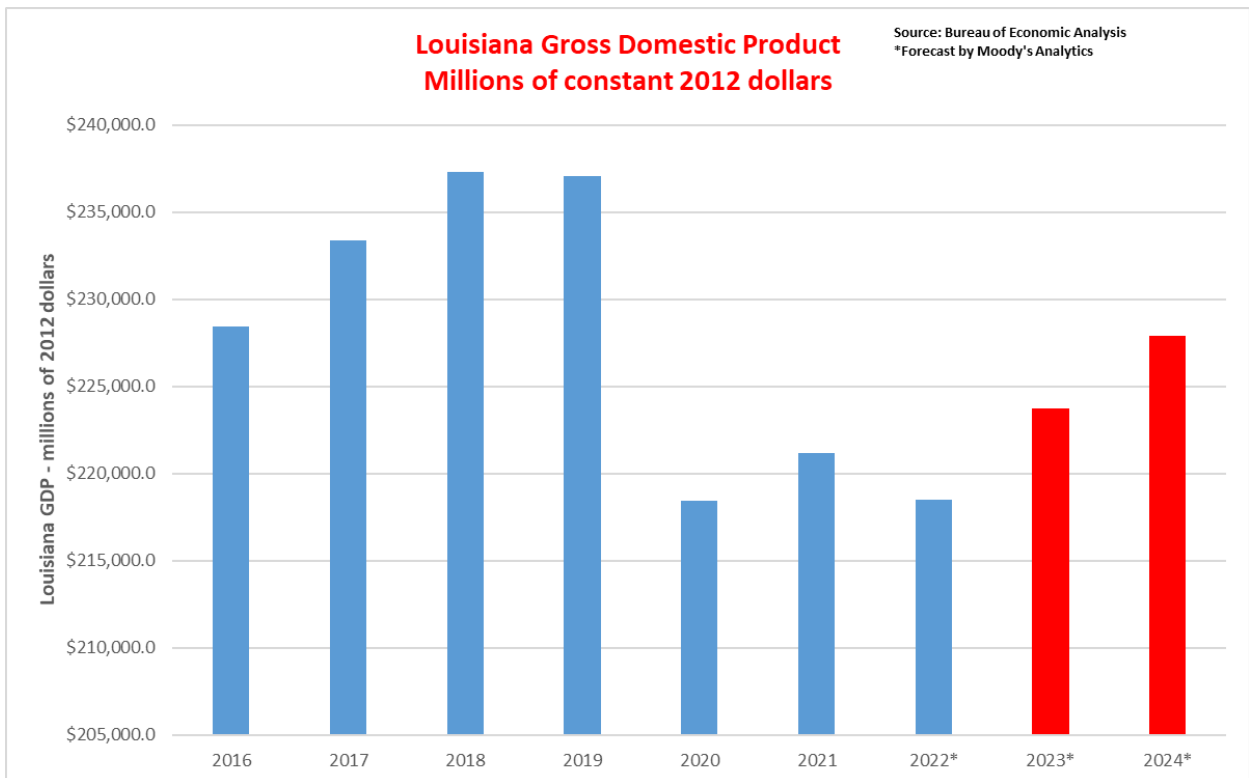
# Economic Outlook

## Louisiana Production & Income

### Louisiana Gross Domestic Product

	In millions of constant 2012 dollars			Forecast -----		
	2019	2020	2021	2022*	2023*	2024*
Louisiana Real GDP	\$237,044.6	\$218,421.7	\$221,152.7	\$218,520.1	\$223,741.3	\$227,913.4
Growth rate	-0.1%	-7.9%	1.3%	-1.2%	2.4%	1.9%
*Forecast by Moody's Analytics						

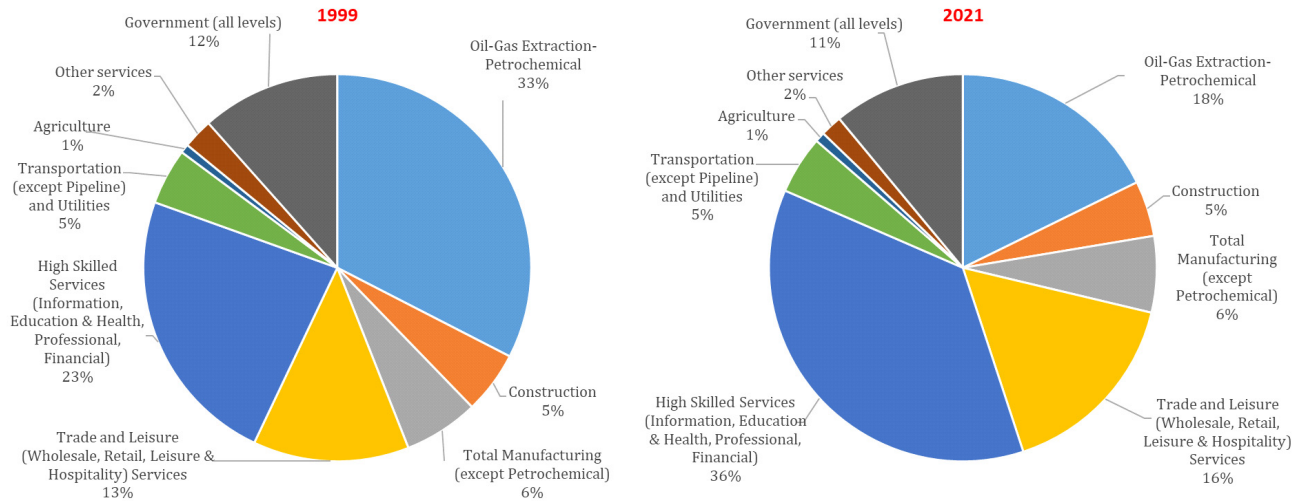
Louisiana Real Gross Domestic Product (as measured in constant 2012 dollars) reached \$221.2 billion in 2021, which was a slight improvement (1.3%) from the year before. In 2020, Louisiana real GDP had fallen almost 8% - the reason for this decrease was the pandemic, which officially started in March 2020. The pandemic and the lockdowns and temporary closures of businesses it entailed caused economic activity to plummet nationwide. Louisiana was not immune to such decrease. In 2021, the Louisiana economy recovered slightly. As of this writing, official data for 2022 have not been published. Moody's Analytics forecasts a slight decrease of 1.2% for 2022, but a nontrivial recovery for 2023 and 2024 (2.4% and 1.9% respectively).





The following chart shows the composition of Louisiana Real GDP, and noting its evolution over the last few years.

### Louisiana Gross Domestic Product Composition



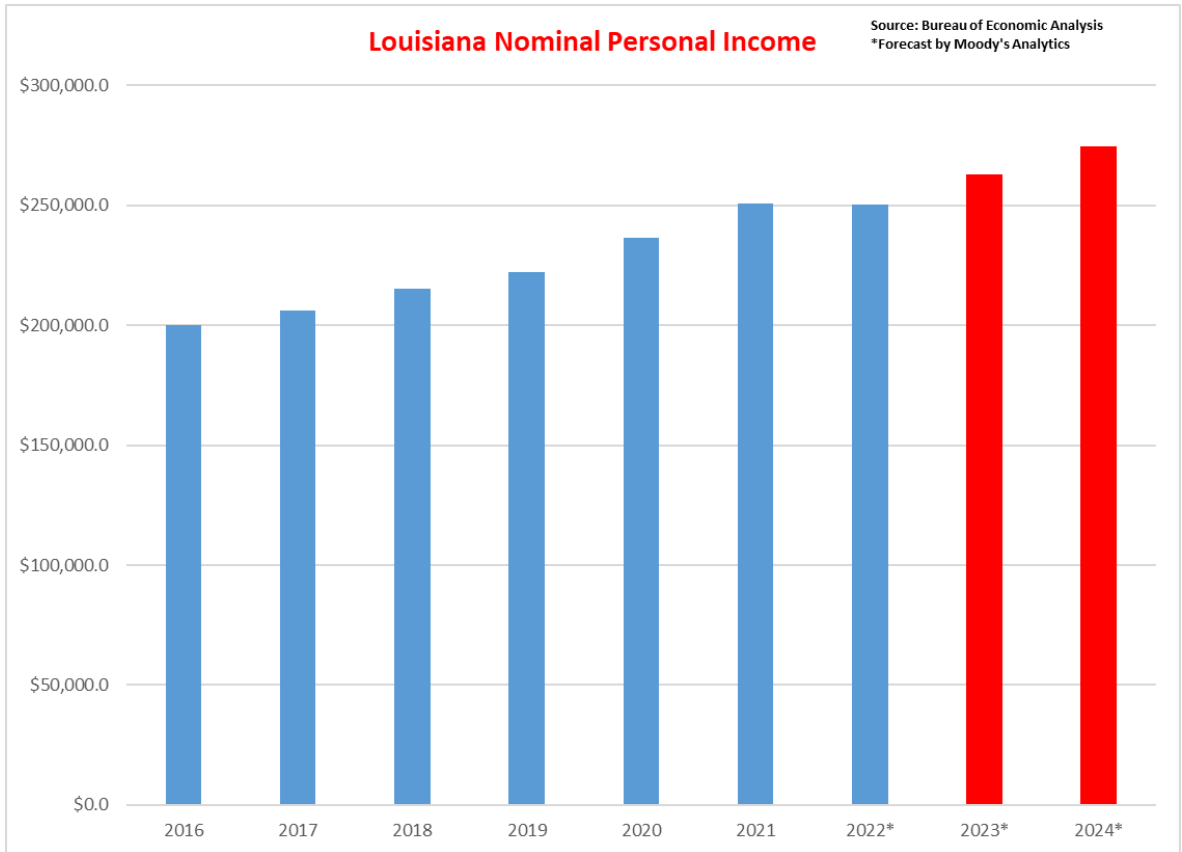
The above pie charts show the evolution of Louisiana Real GDP over the span of about twenty-two years. What stands out is the contraction of the Oil/Gas/Petrochemical sector. In 1999, this sector covered about one-third of Louisiana’s Gross Domestic Product. In 2021, the last full year of data available, this share had shrunk to less than a fifth. This must mean that other sectors in the economy have expanded in their share. The sector of most expansion is the so-called “high skilled” sector – encompassing Education & Health, Professional Services, Information, and the Financial sectors. In 1999 the share of this super-sector was about 23% of GDP, and it expanded to about 36%. The Trade & Leisure super-sector (Wholesale and Retail Trade, and Leisure & Hospitality sectors) also expanded significantly, from 13% to 16% of overall GDP.

### Louisiana Personal Income

	In millions of dollars			Forecast		
	2019	2020	2021	2022*	2023*	2024*
Louisiana Nominal Personal Income	\$222,349.1	\$236,324.2	\$250,700.7	\$250,158.7	\$263,114.9	\$274,614.2
Growth rate	3.4%	6.3%	6.1%	-0.2%	5.2%	4.4%

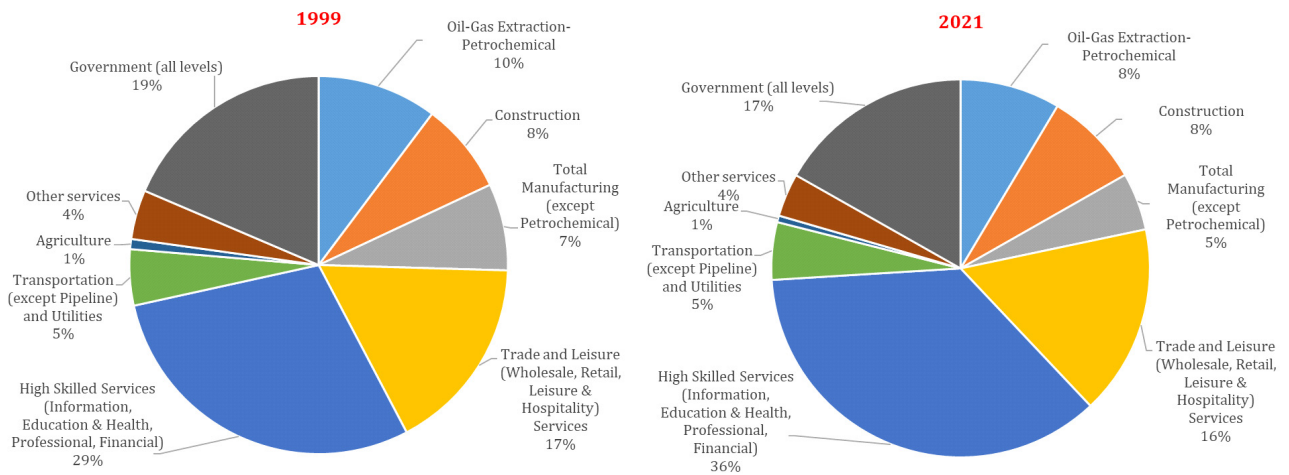
\*Forecast by Moody's Analytics

Louisiana nominal (current dollar) Personal Income has seen significant increases over the last few years. (Unfortunately, there are no good data on real Personal Income.) In 2019, it rose 3.4%, in 2020 (year of the pandemic) it increased by 6.3%, and by another 6.1% the following year. The upturns in 2020 and 2021 are explained by significant increases in Transfer Receipts, mostly from the federal government (CARES Act in 2020, ARP Act in 2021). Moody’s Analytics projects that for 2022 Personal Income will stay more or less constant (a very slight decrease of 0.2%), but will continue increasing by 2023 and 2024 (5.2% and 4.4% respectively).



As with Real GDP above, the pie charts below show the evolution of (nominal) Personal Income over the last few years.

### Louisiana Personal Income Composition



In 1999, the Oil/Gas/Petrochemical sector covered a share of about 10% of Personal Income. By 2021, it shrank to 8%. The “high skilled” super-sector (Education & Health, Professional, Information and Financial) expanded from 29% to 36%. Interestingly, the Government sector (at all levels) reduced its share by 2 percentage points, from 19% to 17%.

### US Real GDP

	In billions of constant 2012 dollars		2021	Forecast -----		
	2019	2020		2022*	2023*	2024*
US Real GDP	\$19,036.1	\$18,509.1	\$19,609.8	\$20,015.4	\$20,272.8	\$20,700.6
Growth rate	2.3%	-2.8%	5.9%	2.1%	1.3%	2.1%

\*Forecast by Moody's Analytics

In the decade of the 2010s, US Real GDP grew at a steady pace between 2% and 3%, depending on the year. When the global pandemic hit, and thus businesses had to close and economic activity came to a halt, the growth rate fell significantly into negative territory, to -2.8%. However, the following year it rebounded quickly, reaching a healthy growth rate of almost 6%. Moody’s Analytics forecasts that for 2022 the growth rate for US Real GDP will be 2.1%, slow down to 1.3% in 2023, and rebound to 2.1% in 2024. Thus, as of this writing, Moody’s Analytics does not forecast a recession for 2023, but a soft landing of the US economy.



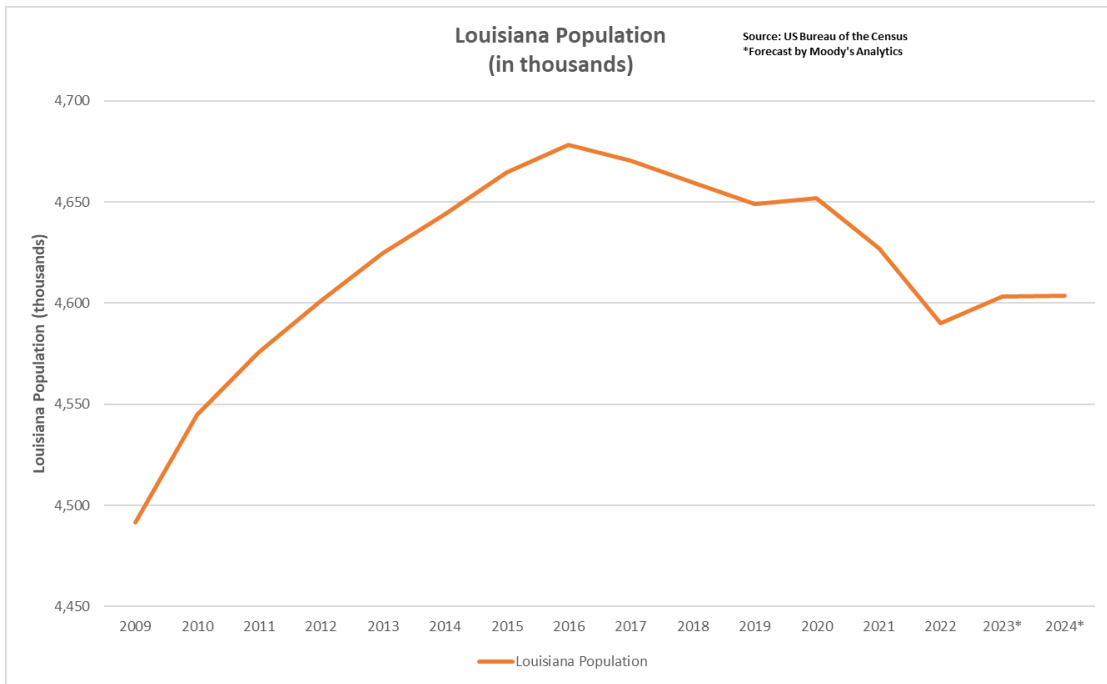
# Population, Labor Force and Employment

## Louisiana Population

	2019	2020	2021	2022	Forecast -----	
					2023*	2024*
Louisiana Population	4,648,794	4,651,664	4,627,098	4,590,241	4,603,184	4,603,654
Growth rate	-0.2%	0.1%	-0.5%	-0.8%	0.3%	0.0%

\*Forecast by Moody's Analytics

Louisiana population had been increasing steadily in the years after Hurricane Katrina. It reached a peak of almost 4.7 million in 2016. In the years after, it started to decrease on average between 0.2% and 0.3% per year. The latest data available from the US Bureau of the Census (as of July 1, 2022) put the total population of the state at 4.59 million. Moody's Analytics forecasts a slight increase for 2023 and staying constant in 2024.

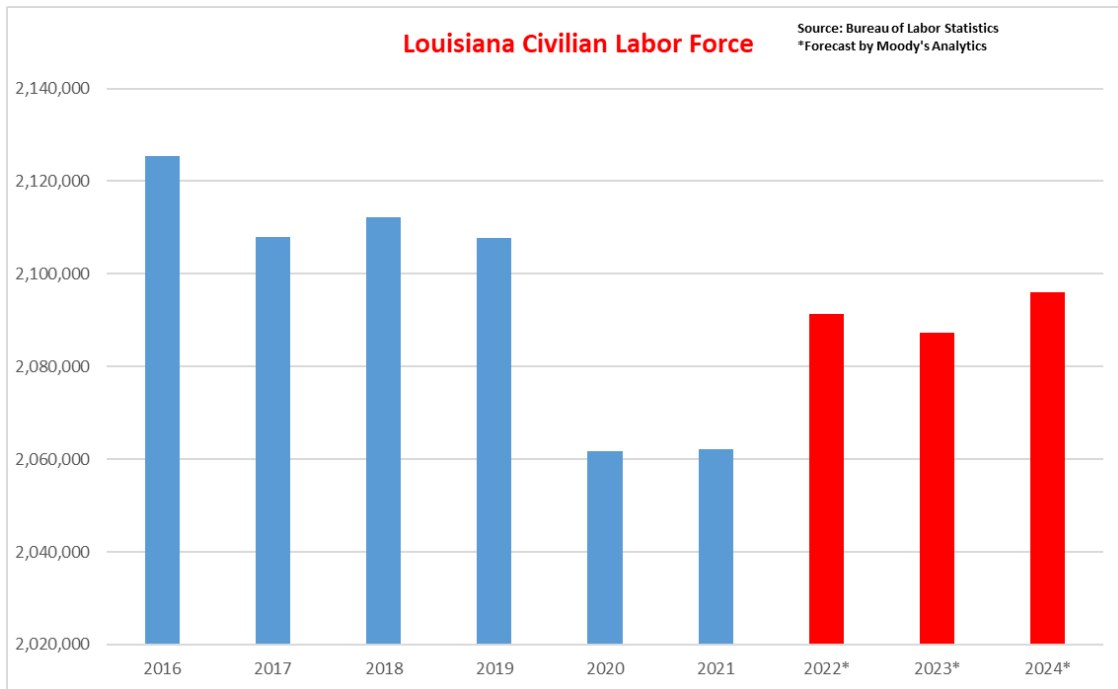


### Louisiana Civilian Labor Force

	2019	2020	2021	Forecast -----		
				2022*	2023*	2024*
Louisiana Labor Force	2,107,831	2,061,788	2,062,160	2,091,438	2,087,220	2,096,063
Growth rate	-0.2%	-2.2%	0.0%	1.4%	-0.2%	0.4%

\*Forecast by Moody's Analytics

The labor force includes all people age 16 and older who are classified as either employed or unemployed. Conceptually, the labor force level is the number of people who are either working or actively looking for work. In the years after Hurricane Katrina, the labor force in Louisiana hovered around 2.1 million people. It reached a peak in 2015, with 2.16 million, and in the years since, it fell again to its norm of 2.1 million. The global pandemic that hit in 2020 caused the labor force to fall significantly to about 2.06 million. As of this writing, official data for 2022 have not been released. Moody's Analytics projects a recovery in the labor force by 2024, but it will still be below the norm of 2.1 million.



### Labor Force Participation Rate

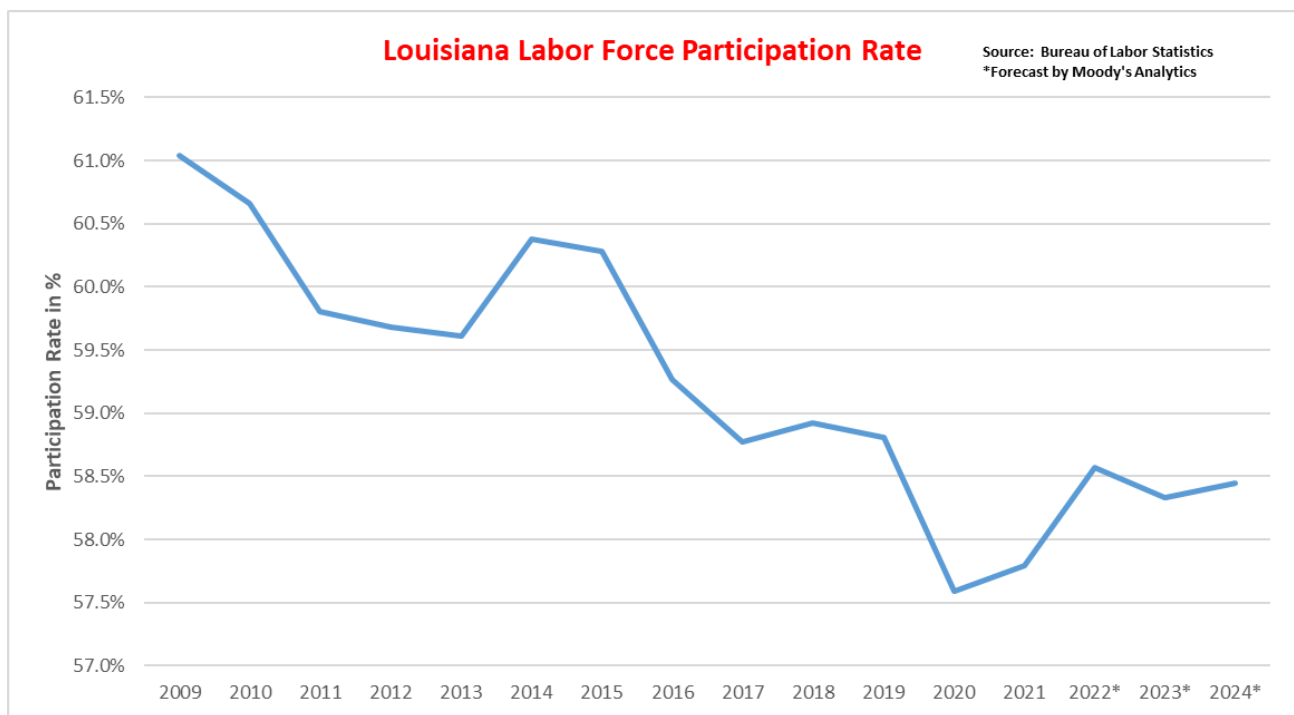
	2019	2020	2021	Forecast -----		
				2022*	2023*	2024*
LA Labor Participation Rate	58.8%	57.6%	57.8%	58.6%	58.3%	58.5%

\*Forecast by Moody's Analytics



The labor force participation rate represents the number of people in the labor force as a percentage of the civilian non-institutional population. [The civilian non-institutional population age 16 and older is the base population group considered by the Bureau of Labor Statistics. It excludes people in the Armed Forces, people in jail and in residential care facilities.]

The labor force participation rate in Louisiana has been decreasing gradually in the decade of the 2010s (with a brief exception in the middle of the decade). In the year before the pandemic, 2019, it reached a low of 58.8%. The pandemic, of course, did not help, causing the participation rate to fall even further. In 2021 it was 57.8%. Moody’s Analytics forecasts a small recovery in the participation rate to an average of 58.5% for the following three years.



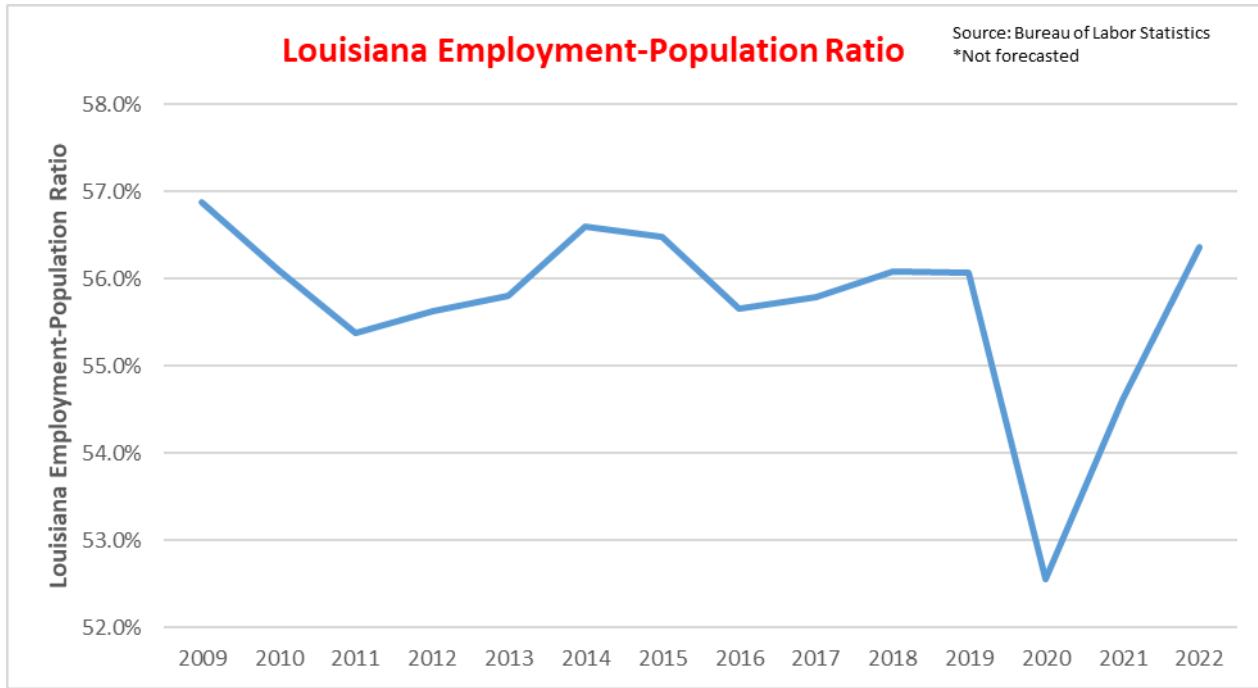
### Louisiana Employment-Population Ratio

	2019	2020	2021	Forecast -----		
				2022	2023*	2024*
LA Employment Population Ratio	56.1%	52.6%	54.6%	56.4%	n/a	n/a

The employment-population ratio embodies the number of employed people as a percentage of the civilian non-institutional population. In other words, it is the percentage of the population that is currently working. The employment-population ratio, because it is unaffected by voluntary changes in labor force participation, is a useful indicator of current labor market conditions. For Louisiana it hovered around 56% for most of the 2010 decade, until the global pandemic hit. In 2020 it fell to a low of 52.6%, but recovered to its previous level in 2022. This statistic is not forecast by Moody’s Analytics.







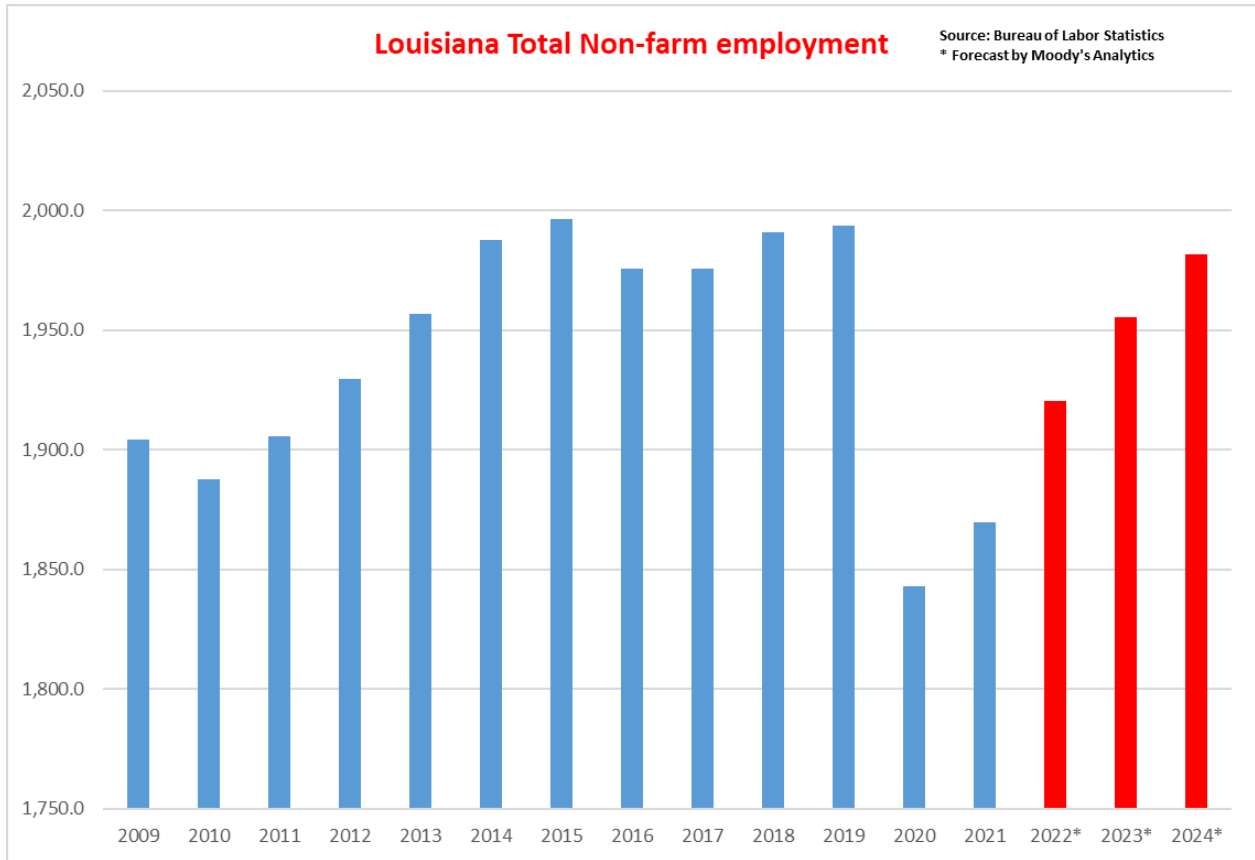
### Louisiana Employment

	2019	2020	2021	2022*	Forecast -----	
					2023*	2024*
Louisiana Employment	1,993,717	1,842,892	1,869,717	1,920,468	1,955,411	1,981,522
Growth rate	0.1%	-7.6%	1.5%	2.7%	1.8%	1.3%

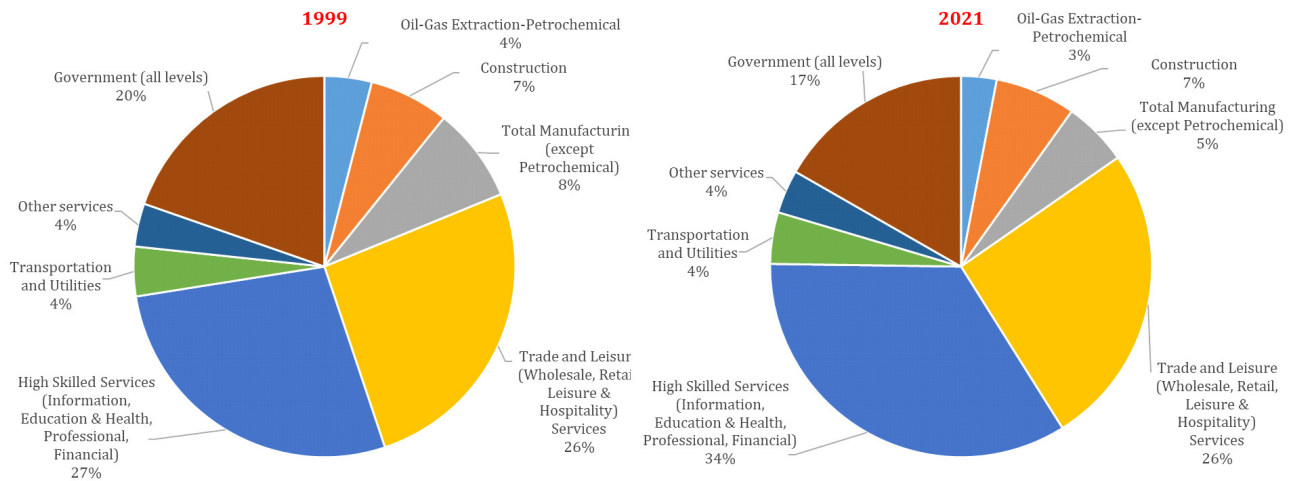
\*Forecast by Moody's Analytics

Louisiana total non-farm employment, as measured by the Bureau of Labor Statistics’ Establishment survey, increased steadily from 2010 until 2015. After that year, it hovered right under two million people employed. This employment level was abruptly interrupted by the COVID-19 pandemic emergence in March 2020, when widespread unemployment developed in the state, and across the globe. State employment fell suddenly, from a February 2020 peak of 1.99 million jobs to an April 2020 low of 1.7 million jobs, a loss of almost 284,000 jobs, or 14.2%. The most affected sectors were Leisure & Hospitality and Arts & Entertainment, sectors that depend on tourism (which dropped almost to zero) and have many independent businesses that had to reduce activity or shut down. As of November 2022, State employment stood at 1.937 million, 97% of the pre-COVID-19 peak and a recovery of 228,000 jobs from the April 2020 low. As of this writing, a full number for 2022 is not available. Moody’s Analytics forecasts an employment level of 1.92 million for 2022, 1.96 million for 2023 and 1.98 million in 2024.





### Louisiana Employment Composition



Over the last twenty-plus years Louisiana employment gradually shifted toward a service oriented economy. Trade & Leisure and the High Skilled Services sectors took about 53% of employment in 1999. By 2021, these two super sectors had a share of 60%, with the High Skilled Services super sector expanding its share. Government employment (at all levels) shrank by three percentage points (from



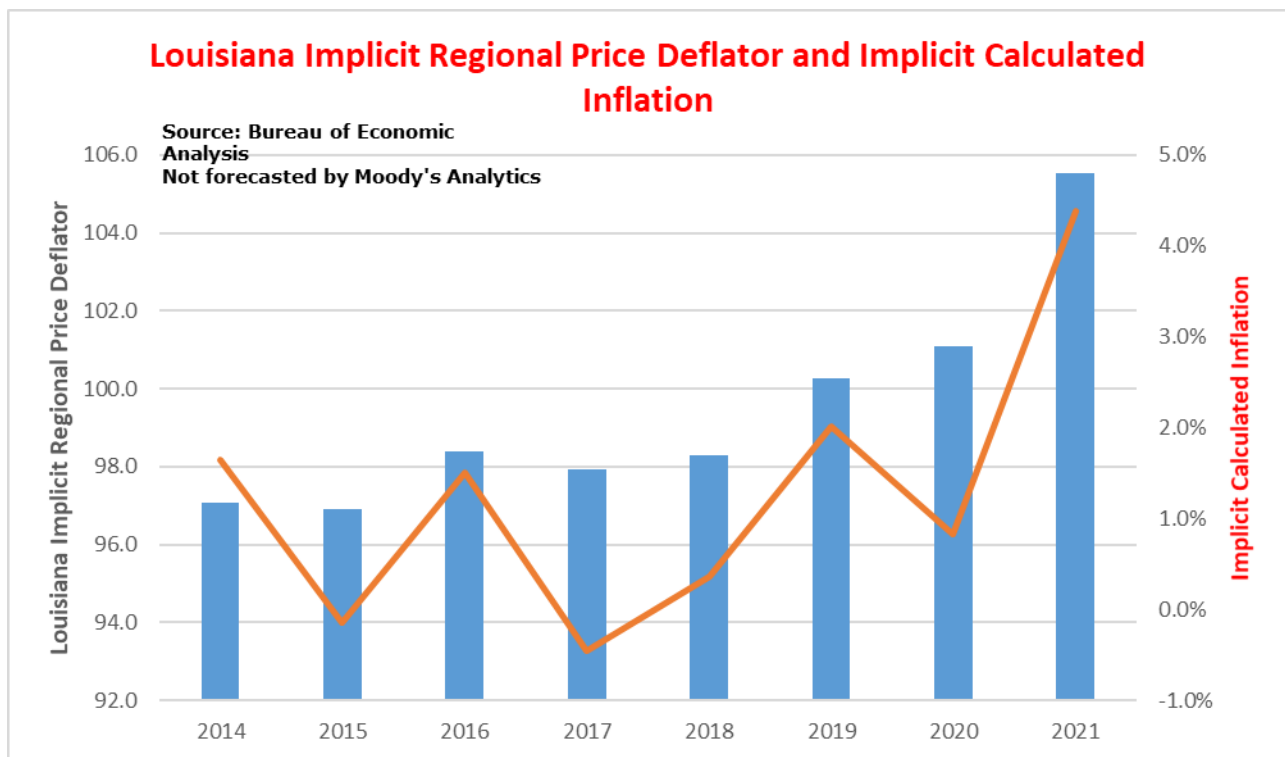
20% to 17%) and Total Manufacturing (except Petrochemical) also saw its stake reduced from 8% to 5%.

## Prices

### Implicit Regional Price Deflator

Unfortunately, there are no good price index statistics for states (and thus, for Louisiana). Most of the price indices provided by the federal government are calculated nationwide only. However, the Bureau of Economic Analysis provides a regional (state) price index. This index, called the Implicit Regional Price Deflator, is computed for each state. The growth rate, or year-to-year change in the Implicit Regional Price Deflators, is a measure of regional inflation. The Price Deflator is provided once a year in December.

The chart below shows the Price Deflator level and growth rate for the state of Louisiana. According to this measure, inflation was between 1% and 2% in the previous decade, but then, in the last year of available data, 2021, it shot up to over 4%. This is consistent with the fact that, in that year, the US inflation rate accelerated significantly, as shown below.

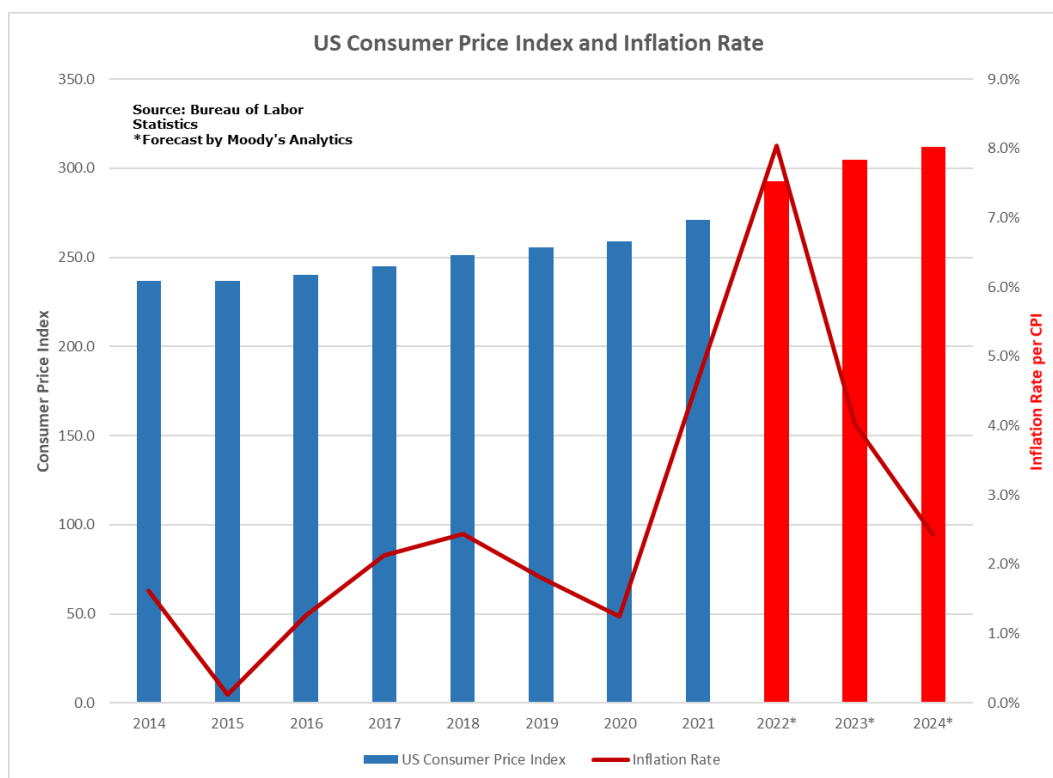


## US Consumer Price Index

Base Year: 1982-84=100				Forecast -----		
	2019	2020	2021	2022*	2023*	2024*
US Consumer Price Index	255.6	258.8	271.0	292.7	304.5	311.9
Growth rate	1.8%	1.2%	4.7%	8.0%	4.0%	2.4%

\*Forecast by Moody's Analytics

One index that is widely followed to measure inflation is the US Consumer Price Index for all urban areas, produced by the Bureau of Labor Statistics. The inflation rate (changes in the index) fluctuated between 1% and 2% throughout the 2010 decade. In 2020, the inflation rate was 1.2%. The following year, 2021, it increased notably to 4.7%. As of this writing, full data for 2022 have not been published. Moody’s Analytics estimates that 2022 will end up with an 8% inflation rate, which then will fall to 4% in 2023 and to 2.4% in 2024.



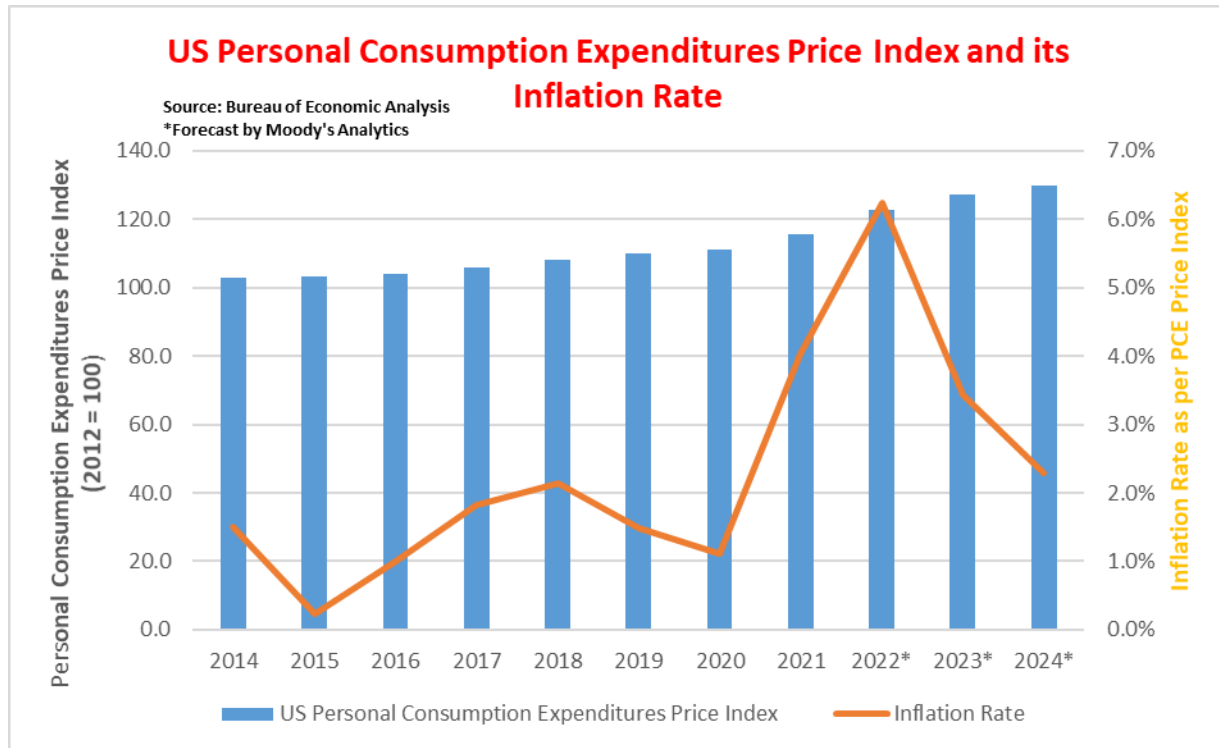
## US Personal Consumption Expenditures Price Index

Base year: 2012=100				Forecast -----		
US Personal Consumption	2019	2020	2021	2022*	2023*	2024*
Expenditures Price Index	109.9	111.1	115.6	122.8	127.1	130.0
Growth rate	1.5%	1.1%	4.0%	6.2%	3.4%	2.3%

\*Forecast by Moody's Analytics

Another widely used measure of the inflation rate is the change in the US Personal Consumption Expenditures Price Index (or PCE Index for short), as calculated by the Bureau of Economic Analysis. This is the preferred measure of the Federal Reserve to implement its monetary policy. It is also the index used by the Office of Planning & Budget whenever a measure of inflation is utilized. The PCE Index is a broader measure of inflation since it encompasses many more goods and services than the Consumer Price Index.

Very similarly to the Consumer Price Index, the PCE Index rate of change hovered around 1% and 2% for most of the last decade. In 2021 it increased to 4%. Data for 2022 are not out as of this writing. Moody's Analytics forecasts that the inflation rate based on this Index will be 6.2% in 2022, 3.4% in 2023 and 2.3% in 2024.



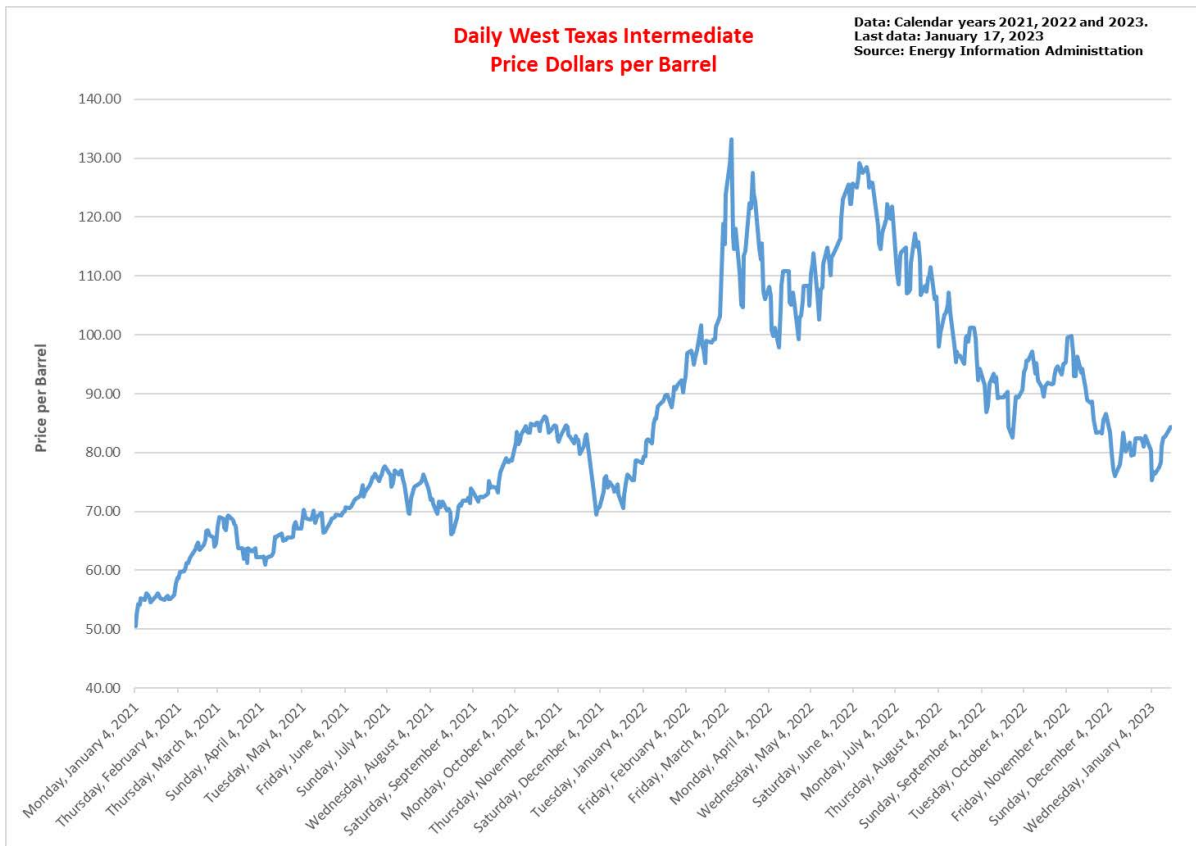
### West Texas Intermediate (WTI) Oil Price

	FY2019-2020	FY2020-2021	FY2021-2022	FY2022-2023*	FY2023-2024*
WTI Oil Price Annual Average	\$46.72	\$51.81	\$87.81	\$89.97	\$79.43
	*Forecast by REC				

The crude oil price continues to be an important focal point for policymakers in Louisiana. This is the reason why the Revenue Estimating Conference (REC) still adopts a projection of the oil price every time it revises the forecast.

The box above shows the fiscal year annual average of the West Texas Intermediate crude oil type, dollars per barrel. In FY2019-2020, the annual average was \$46.72. The following fiscal year, FY2020-2021, it increased to \$51.81. In the last completed fiscal year, FY2021-2022, the average shot up to \$87.81. The chart below shows some detail for this increase. Of course, the war in Ukraine played a big role, as did production decisions by the Organization of Petroleum Exporting Countries (OPEC).

The latest Revenue Estimating Conference from December 15, 2022 adopted a forecast for the crude oil price for the current fiscal year FY2022-2023 of \$89.97 and for the ensuing fiscal year FY2023-2024 of \$79.43.

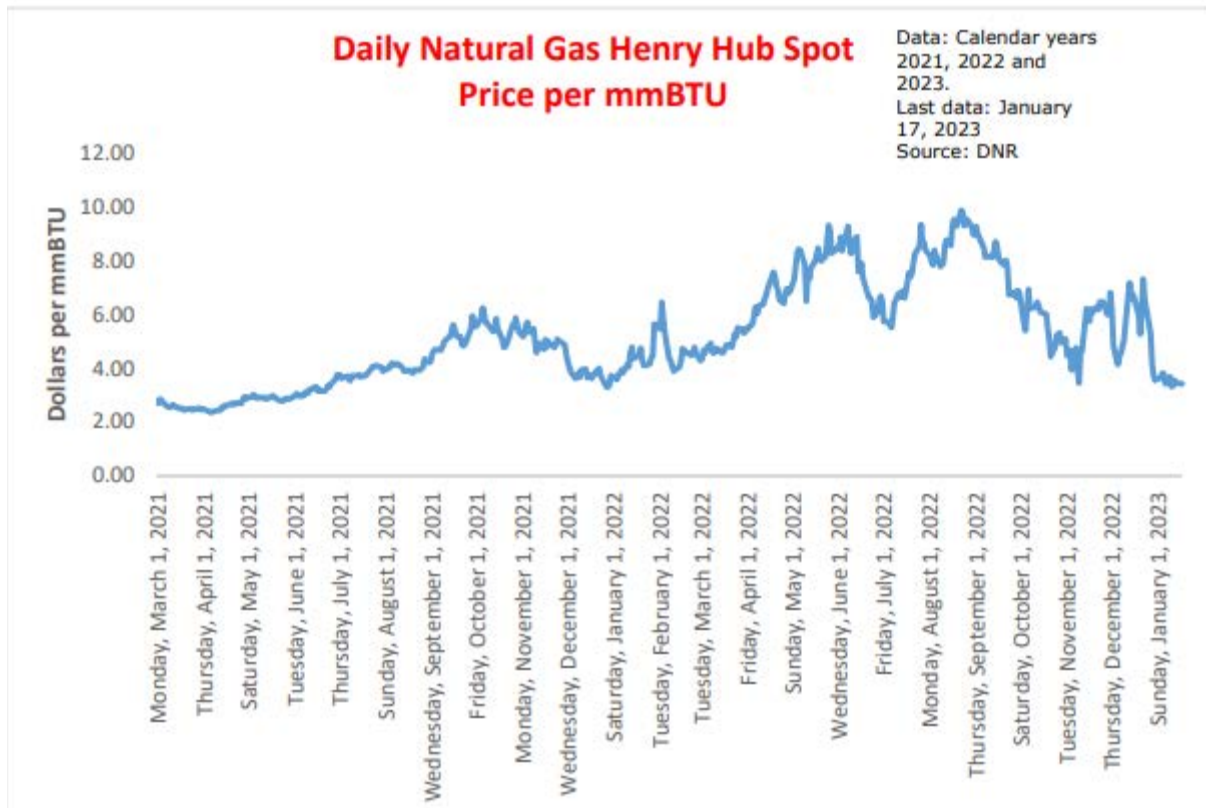




### Henry Hub Natural Gas Spot Price

	FY2019-2020	FY2020-2021	FY2021-2022	FY2022-2023*	FY2023-2024*
Henry Hub Natural Gas Price	\$2.10	\$2.76	\$5.32	\$6.83	\$5.80
	*Forecast by REC				

Another important price for Louisiana is the natural gas price, usually measured by the Henry Hub Spot price. A forecast for this price is also adopted by the Revenue Estimating Conference, which is why the box above shows annual averages by fiscal year. Throughout the 2010 decade, this price fluctuated around \$2 per million British Thermal Units (mmBTU), but with the war in Ukraine and the following threat of Russia to cut off natural gas supplies to Europe, this price increased significantly during the year 2022. During fiscal year FY2021-2022 the average price was about \$5.32. The REC adopted a forecast of \$6.83 for the current fiscal year FY2022-2023 and \$5.80 for FY2023-2024.



# Revenue

## Taxes, Licenses and Fees

	FY2019-2020	FY2020-2021	FY2021-2022	Forecast -----	
				FY2022-2023*	FY2023-2024*
Taxes, Licenses & Fees (TLF)	\$12,242.8	\$13,232.6	\$15,602.4	\$15,208.5	\$14,461.1
Dedications	\$2,411.4	\$2,767.8	\$3,867.5	\$3,243.8	\$3,019.0
State General Fund (SGF)	\$9,831.4	\$10,464.8	\$11,734.9	\$11,964.7	\$11,442.1

## Revenue Summary

### Fiscal Year 2021 – 2022

FY2021-2022 saw a significant increase in revenue collections as measured by Taxes, Licenses & Fees (TLF), compared to FY2020-2021. This broad measure tracked by the Revenue Estimating Conference (REC) increased by almost 18.0%. In addition, Statutory Dedications rose by almost 40% compared to the previous fiscal year. However, these include a one-time dedication of \$400 million to the Hurricane and Storm Reduction Repayment Fund. The State General Fund collection, therefore, increased by 12.1%.

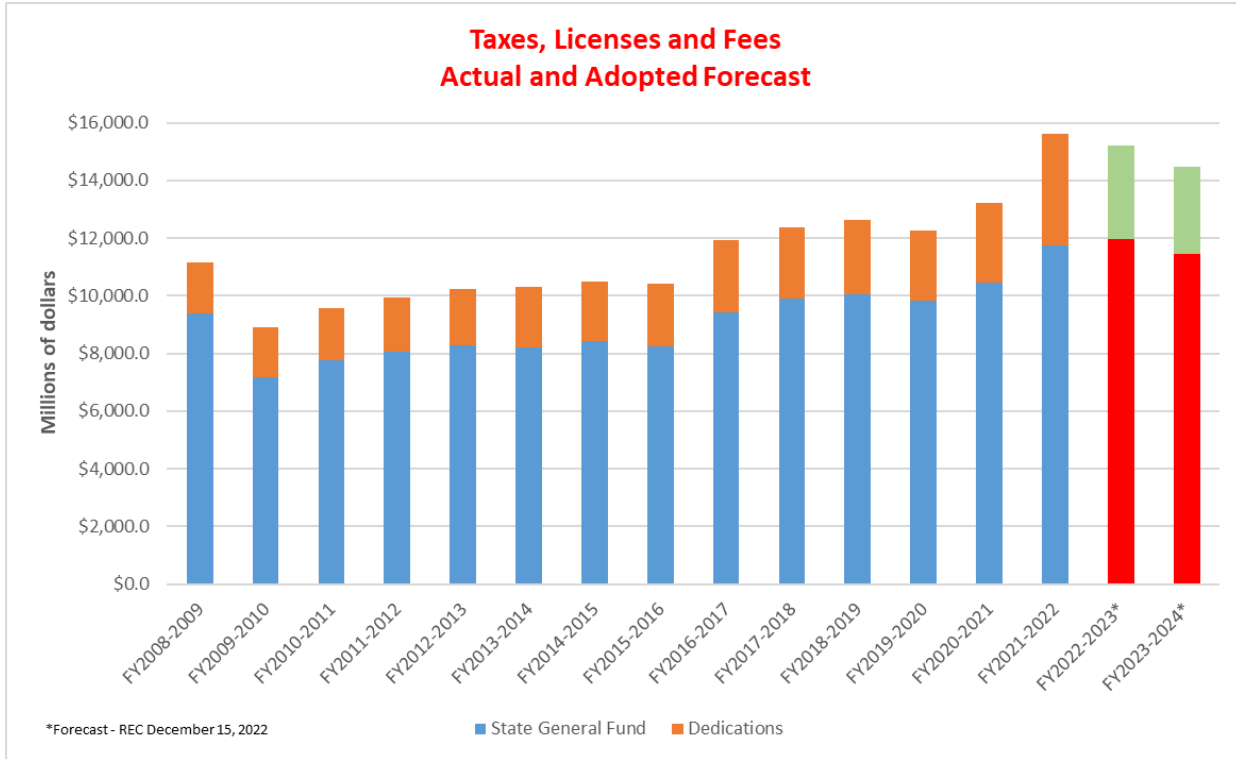
### Fiscal Year 2022 – 2023

The Revenue Estimating Conference met December 15, 2022 and adopted a forecast for Taxes, Licenses & Fees for FY2022-2023 that was about \$393.9 million lower than the actual collections in FY2021-2022. The reduced TLF denotes a cautionary approach by the REC with respect to the forecast for current (and also ensuing) fiscal year. All indications are that the U.S. economy may enter into a slowdown (given the current monetary policy), and the REC projections reflect this fact. Statutory Dedications are projected to fall, because the Hurricane and Storm Reduction Repayment Fund is no longer present. Thus, the State General Fund is forecast to have a small increase of 2%, compared to the actual collection in FY2021-2022.

### Fiscal Year 2023 – 2024

The REC on December 15, 2022 also revised the forecast for FY2023-2024. It projects a decrease of 4.9% in Taxes, Licenses & Fees (TLF), compared to the projection for FY2022-2023, and a State General Fund (SGF) that is 3.0% lower than the estimate for the previous fiscal year. As mentioned in the previous paragraph, this reflects a cautious approach by the Revenue Estimating Conference to account for a possible slowdown in the economy, especially in the second half of Calendar Year 2023 (which is the first half of Fiscal Year 2023-2024).

The following chart shows the evolution of Taxes, Licenses & Fees over the last few years, including the latest REC projections.

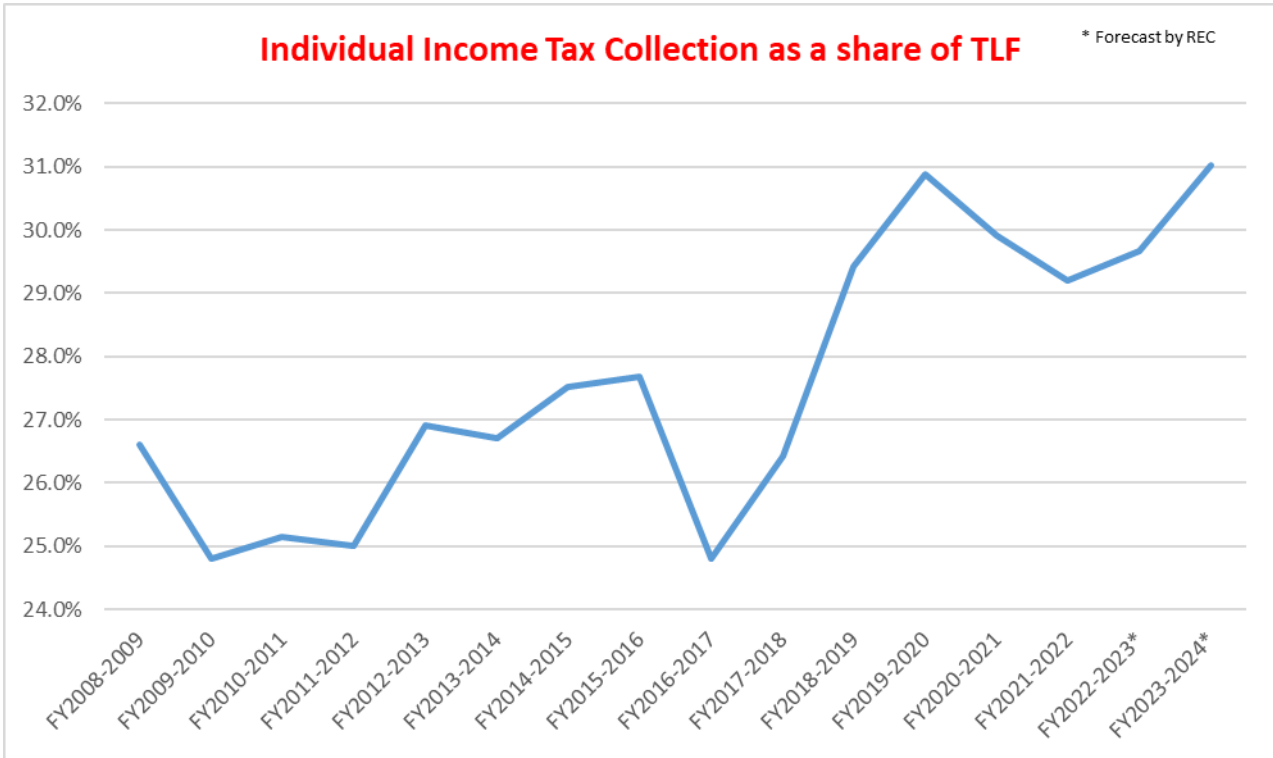
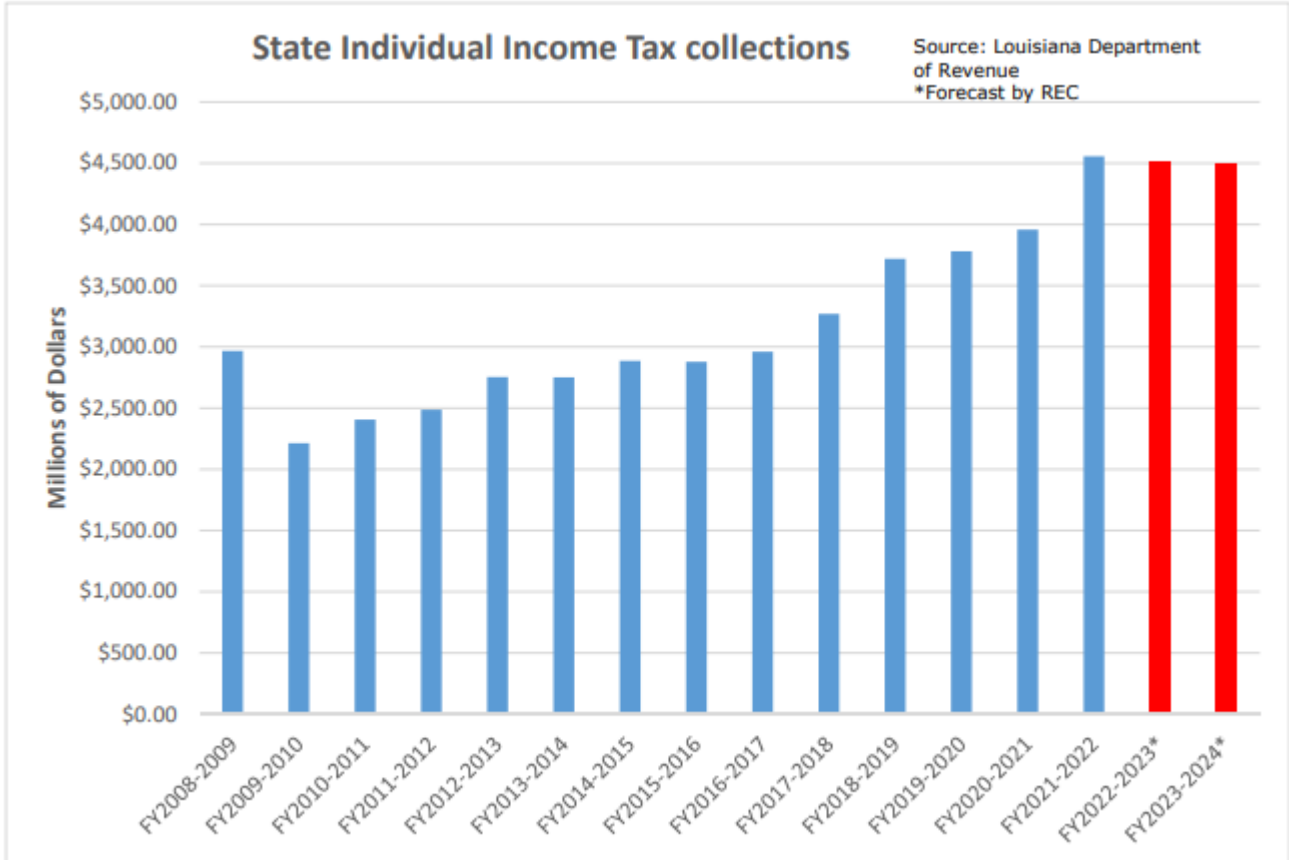


The sections that follow provide greater detail on some of the most important revenue streams that support TLF.

### Individual Income Tax

	FY2019-2020	FY2020-2021	FY2021-2022	Forecast -----	
				FY2022-2023*	FY2023-2024*
<b>Individual Income Tax</b>	\$3,780.3	\$3,956.6	\$4,556.1	\$4,510.5	\$4,486.1

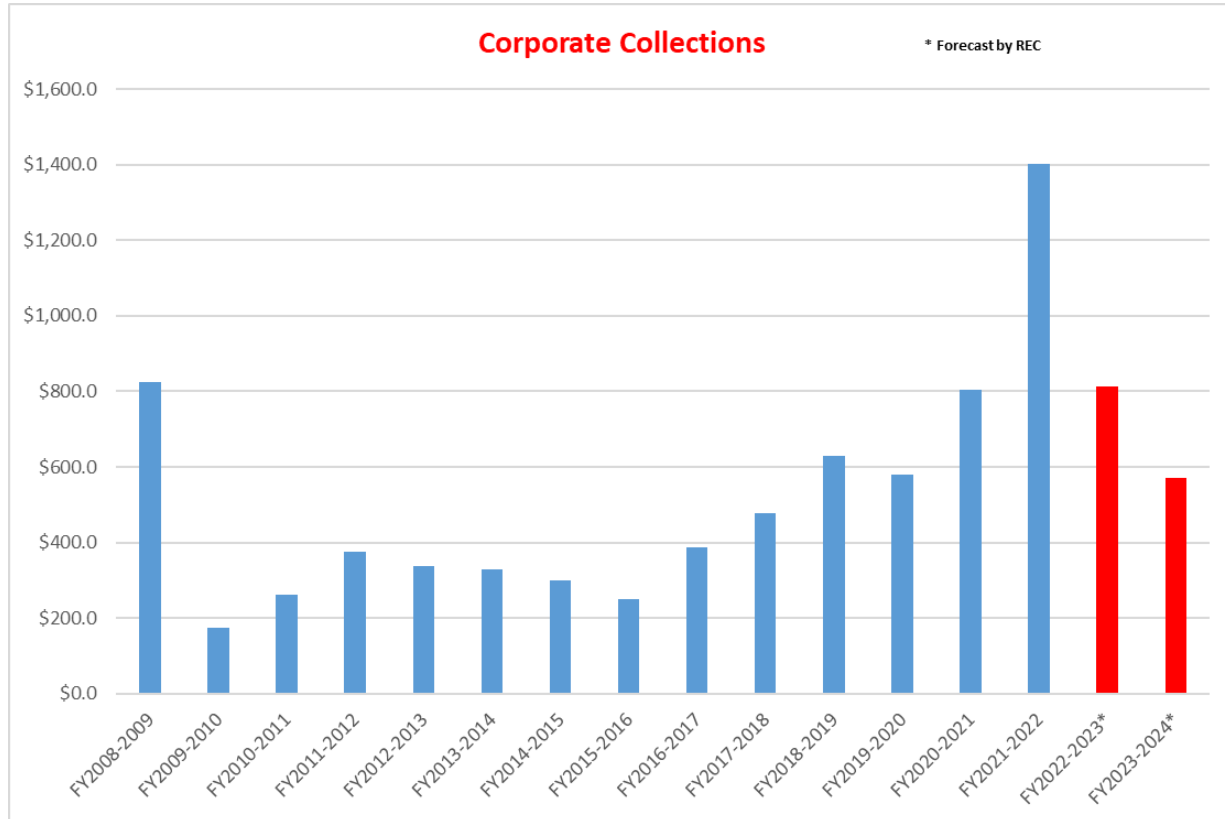
The Individual Income Tax represents between 25% and 30% of the total collection of Taxes, Licenses and Fees. It has no significant dedications, and this means that it supports the State General Fund in a significant share as well. The collection of this tax has consistently increased in recent years. Should the projection for FY2023-2024 pan out, this would be the first time that the collection of this levy fell (however so slightly).

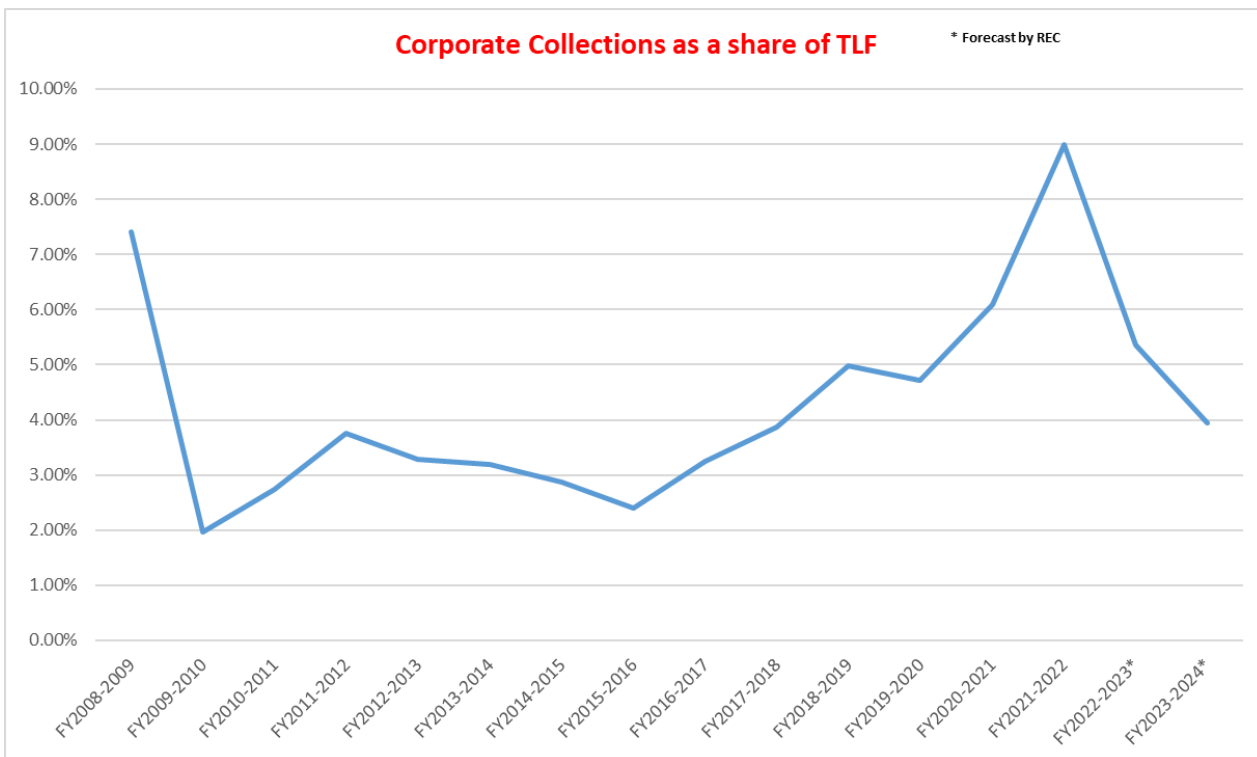


### Corporate Collections

	FY2019-2020	FY2020-2021	FY2021-2022	Forecast -----	
				FY2022-2023*	FY2023-2024*
<b>Corporate Collections</b>	\$578.5	\$805.4	\$1,402.2	\$813.7	\$569.6

Corporate collections are comprised of revenues from the Corporate Income Tax and the Corporate Franchise Tax. Historically, out of the total, 75% come from the Income Tax and the rest from the Franchise Tax. As one can see in the diagrams below, it is a collection that can be very volatile. In the immediate years after Hurricane Katrina, Corporate collections reached almost a billion dollars. This was due to the rebuilding effort in the aftermath of the storm. But, then collections fell rapidly and hovered between 2% and 4% of TLF. This changed after FY2015-2016, when the Legislature enacted changes to the legislation regarding the Corporate Income and Franchise Taxes. For example, the legislation expanded the tax base of the Franchise Tax and also provided for reductions in the credits charged against the Corporate Income Tax. These changes, and an increase in economic activity, caused a steady increase in Corporate collections. It reached a peak in FY2021-2022 with a total of \$1.4 billion. The REC forecasts a collection of \$813.7 million in FY2022-2023 and \$569.6 million the following fiscal year. This reflects a conservative approach to the forecast, since the economy may enter into a slowdown during those years. One element that needs mention is that all Corporate collections over \$600 million are dedicated to the Revenue Stabilization Trust Fund.





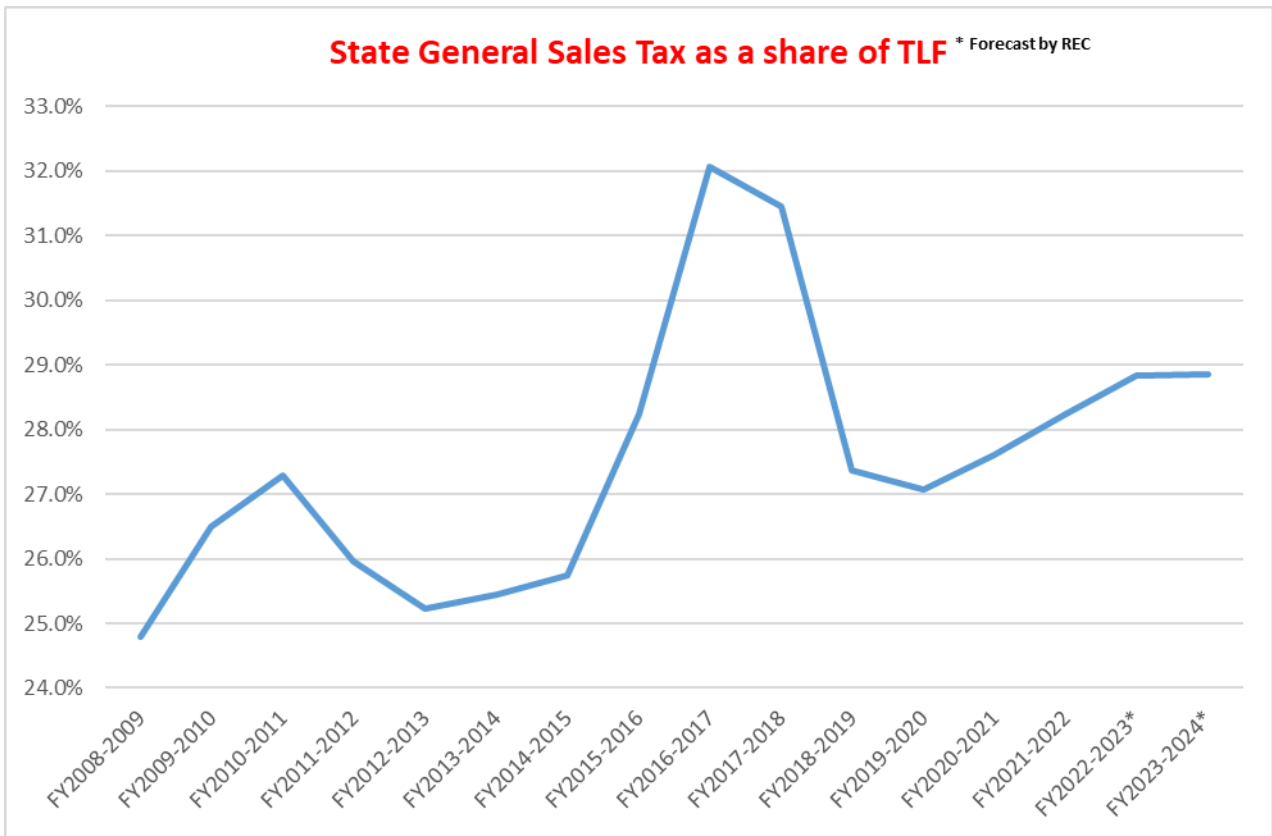
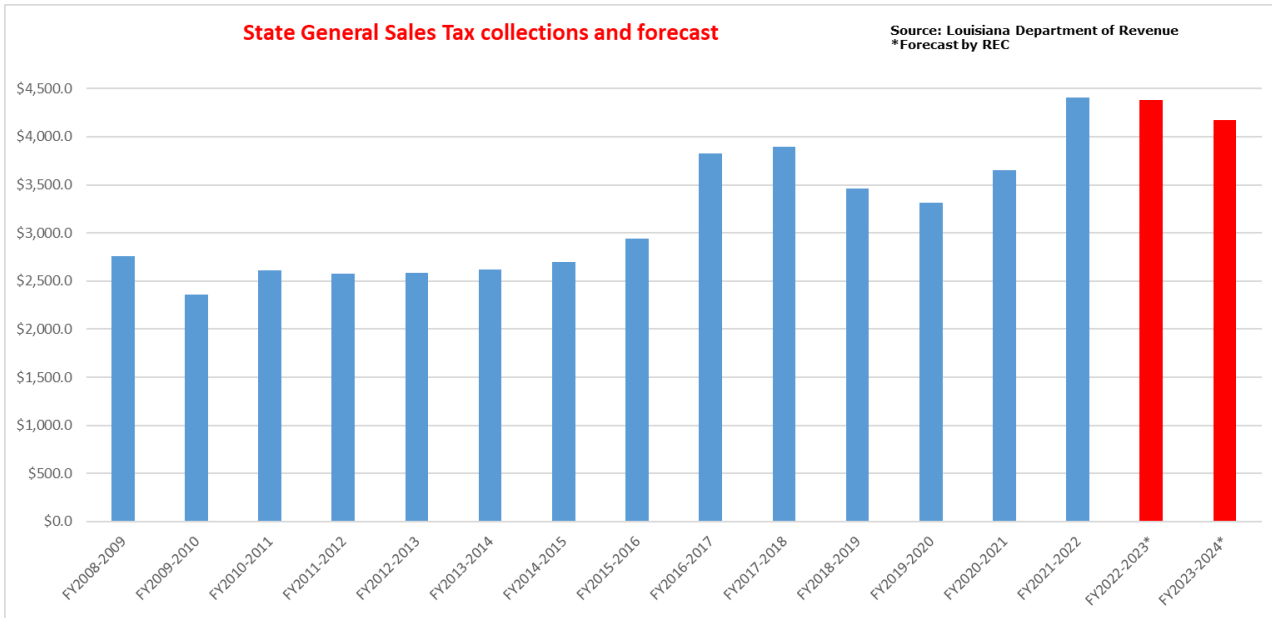
### General Sales Tax

	FY2019-2020	FY2020-2021	FY2021-2022	Forecast -----	
				FY2022-2023*	FY2023-2024*
<b>State General Sales Tax</b>	\$3,313.7	\$3,653.1	\$4,406.4	\$4,384.4	\$4,171.2

Another important revenue stream sustaining TLF is the General Sales Tax. Its share of TLF fluctuated in recent years between 24% and 28%, but reaching occasionally over 30%. The collection of this tax has been generally increasing in recent years, but it was affected by rate changes enacted by the Legislature. For example, Act 62 of the 2016 First Extraordinary Session increased the state sales tax rate from 4% to 5%, starting April 1<sup>st</sup>, 2016 to expire June 30, 2018. Thus, this rate increase encompassed the last few months of FY2015-2016, and the two following fiscal years. This is the spike seen on the bar chart below in those fiscal years. When the 1% sales tax rate expired, the Legislature agreed to keep an increase in the rate of 0.45%. This reduction in the rate can be seen in the collections for FY2018-2019 and FY2019-2020. The fiscal years after the state sales tax collection showed a significant increase. This was mostly driven by a big support from the federal government during the global pandemic. The REC adopted prudent forecasts, expecting a small reduction in the collection by FY2023-2024 because of the expected slowdown in the economy.





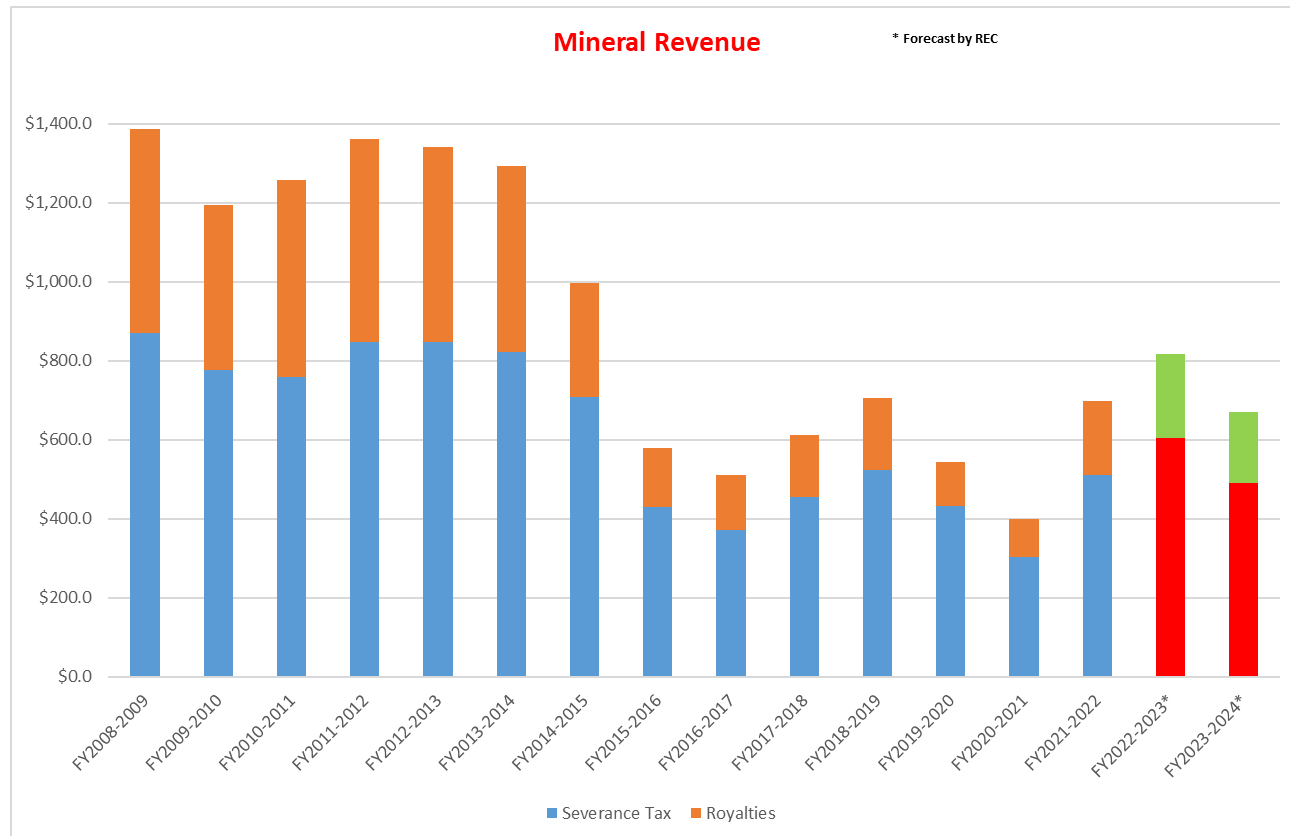


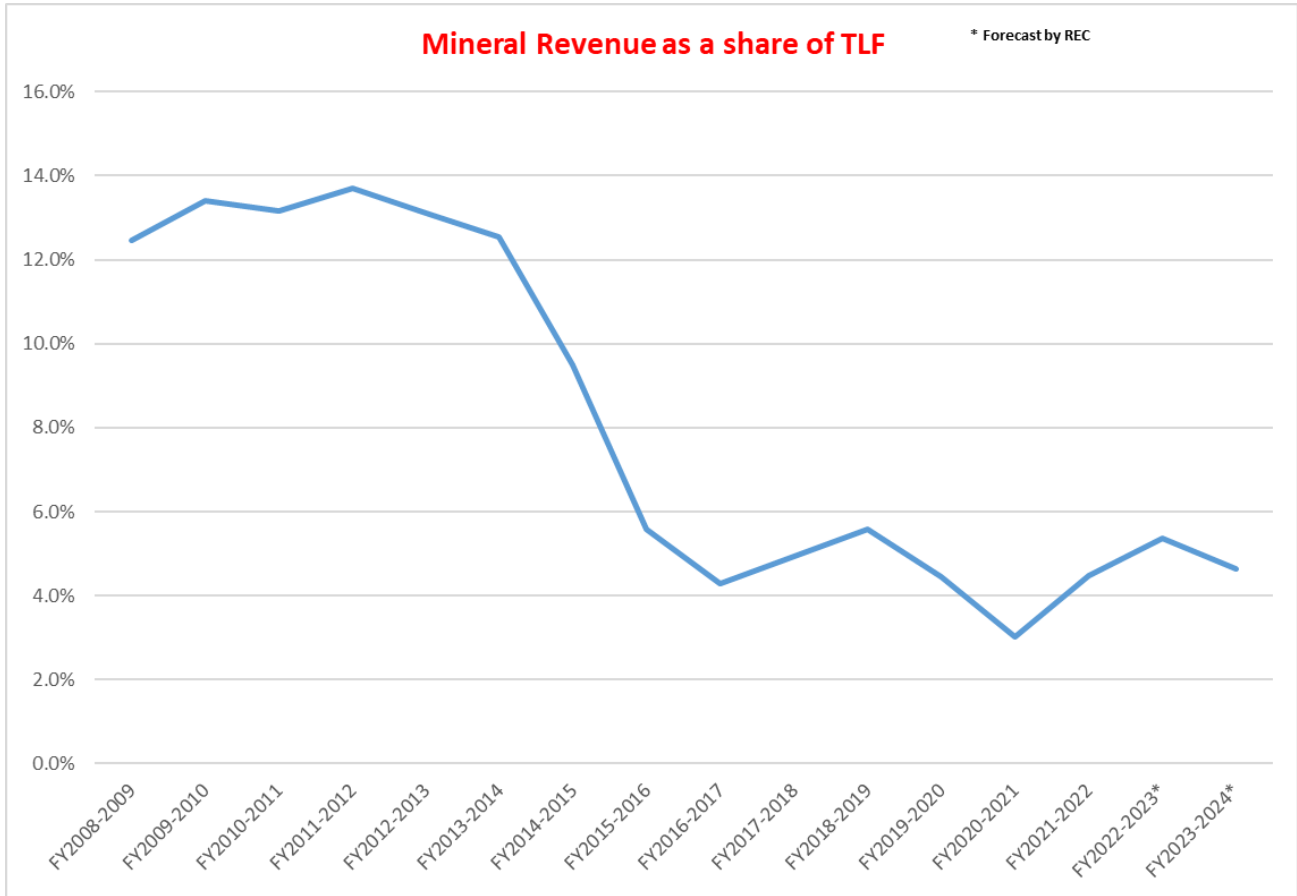
### Mineral Revenue

	FY2019-2020	FY2020-2021	FY2021-2022	Forecast -----	
				FY2022-2023*	FY2023-2024*
Severance Tax	\$431.6	\$302.3	\$511.4	\$603.5	\$491.6
Royalty Collection	\$113.5	\$97.9	\$186.5	\$213.8	\$179.9

As a crude oil and natural gas producing state, mineral revenue from these two resources has traditionally been a focal point for state policymakers. Forty years ago, Mineral Revenue comprised over 40% of the tax base, but a lot has changed since then. By the late 2000s, the share of Mineral Revenue fell to right over 10%, and a few years later, it fell to about 5%. This dramatic fall was mostly due to the decrease in the price of crude oil in 2015, but a low natural gas price also played a role. In addition, crude oil production in Louisiana fell significantly – in 2010 Louisiana was still producing over 60 million barrels of crude oil, but in recent times no more than 36 million barrels were produced. Natural gas production had a big push when the Haynesville Shale was developed in the second half of the first decade of this century. However, much of this natural gas extraction was not subject to tax because of the horizontal drilling exemption.

Should the collection of Mineral Revenue reach levels higher than \$660 million (after accounting for dedications of Severance Tax and Royalty collections to parishes), the amount between \$660 million and \$950 million is dedicated to the Revenue Stabilization Trust Fund. The revenue over \$950 million is dedicated to the Budget Stabilization Fund.





## Revenue Loss Summary

Tax Type (Listed in order of magnitude by FYE 6-21)	FYE 6-19	FYE 6-20	FYE 6-21	FYE 6-22 (Projected)	FYE 6-23 (Projected)
1 Sales Tax <sup>1</sup>	\$2,357,976,983	\$2,350,520,386	\$2,391,259,339	\$2,333,087,000	\$2,390,832,000
2 Income Tax - <i>Individual</i> <sup>2</sup>	1,820,917,879	1,767,031,635	2,082,508,476	1,903,781,000	1,568,860,000
3 Income Tax - <i>Corporation</i> <sup>3</sup>	1,108,037,501	1,204,568,060	1,083,965,960	1,133,845,000	1,107,528,000
4 Tax Incentive and Exemption Contracts <sup>4</sup>	417,310,970	333,941,531	458,146,542	491,133,000	552,907,000
5 Petroleum Products Tax	275,458,219	275,001,972	260,865,786	308,779,000	319,972,000
6 Natural Resources - <i>Severance Tax</i>	257,710,039	247,065,794	244,850,056	192,033,000	192,791,000
7 Corporation Franchise Tax <sup>5</sup>	145,545,615	166,309,809	154,024,120	175,533,000	169,905,000
8 Tobacco Tax	166,134,740	169,586,953	150,504,744	117,855,000	113,901,000
9 Fiduciary Income Tax <sup>2</sup>	12,413,414	14,135,747	28,227,373	37,921,000	27,050,000
10 Liquors - <i>Alcoholic Beverage Tax</i>	3,150,297	4,781,179	7,030,291	7,203,000	7,774,000
11 Public Utilities and Carriers Taxes <sup>6,7</sup>	2,351,057	2,191,404	1,395,923	2,360,000	2,030,000
12 Telecommunication Tax for the Deaf <sup>7</sup>	71,580	71,825	76,257	76,000	78,000
13 Oil Spill Contingency Fee <sup>7</sup>	39,736	36,332	24,868	25,000	22,000
14 Hazardous Waste Disposal Tax <sup>7</sup>	14,608	Negligible	Negligible	11,000	10,000
15 Industrial Hemp-Derived CBD Tax <sup>7</sup>	***	NRR	NRR	NRR	NRR
<b>Total Tax Revenue Loss</b>	<b>\$6,567,132,638</b>	<b>\$6,535,242,627</b>	<b>\$6,862,879,735</b>	<b>\$6,703,642,000</b>	<b>\$6,453,660,000</b>

### Footnotes for Summary of all Taxes

- 1 Due to the potential of taxpayer reporting errors on Form R-1029, *Louisiana Department of Revenue Sales Tax Return*, there is a risk of classification errors for sales tax revenue losses reported in the Tax Exemption Budget document.
- 2 The estimated revenue loss for FYE 6-23 does not reflect the lower tax rate as provided by Acts 2021, No. 395. The exception to this is the Federal Income Tax deduction.
- 3 The estimated revenue loss for credits for FYE 6-23 does not reflect the lower tax rate as provided by Acts 2021, No. 396.
- 4 If applicable, the estimated revenue loss for FYE 6-23 does not reflect the lower tax rate as provided by Acts 2021, No. 389, 395 and 396.
- 5 The estimated revenue loss for FYE 6-23 does not reflect the lower tax rate as provided by Acts 2021, No. 389.
- 6 The FYE 6-20 revenue loss has been revised in order to reflect the correct revenue loss.
- 7 [The revenue loss is included in the Miscellaneous Tax table. https://revenue.louisiana.gov/NewsAndPublications/Publications](https://revenue.louisiana.gov/NewsAndPublications/Publications)



THIS PAGE INTENTIONALLY LEFT BLANK

# Incentive Expenditure Programs

## INCENTIVE EXPENDITURE FORECAST HISTORICAL AND CURRENT PROJECTIONS AND ACTUALS

Incentive Expenditure	Legal Authority	Adm. Agency	FYE 6-23 (YTD Actual)
Tax Credit for Rehabilitation of Historic Structures	R.S. 47:6019	CRT/LDR	\$17,630,590
Atchafalaya Trace Heritage Area Development Zone	R.S. 25:1226	CRT/LED	\$0
Cane River Heritage Tax Credit	R.S. 47:6026	CRT	\$0
		<b>Subtotal</b>	<b>\$17,630,590</b>
Brownfields Investor Tax Credit	R.S. 47:6021	DEQ	\$0
		<b>Subtotal</b>	<b>\$0</b>
Louisiana Quality Jobs Program Act	R.S. 51:2451	LED	\$100,686,495
Motion Picture Investor Tax Credit (See Note 1)	R.S. 47:6007	LED	\$87,691,301
Louisiana Enterprise Zone Act	R.S. 51:1781	LED	\$10,086,734
Digital Interactive Media and Software Act	R.S. 47:6022	LED	\$9,367,682
Research and Development Tax Credit	R.S. 47:6015	LED	\$2,936,329
Industrial Tax Equalization Program	R.S. 47:3201-3205	LED	\$1,952,489
Exemptions for Manufacturing Establishments	R.S. 47:4301-4306	LED	\$1,002,950
Musical and Theatrical Productions Income Tax Credit	R.S. 47:6034	LED	\$748,841
Angel Investor Tax Credit Program	R.S. 47:6020	LED	\$559,564
Retention and Modernization Act	R.S. 51:2399.1-.6	LED	\$162,000
Sound Recording Investor Tax Credit	R.S. 47:6023	LED	\$27,628
New Markets Tax Credit (See Note 2)	R.S. 47:6016	LED/LDR	\$0
Competitive Projects Payroll Incentive Program	R.S. 51:3121	LED	\$0
Ports of Louisiana Tax Credits	R.S. 47:6036	LED	\$0
Corporate Headquarters Relocation Program	R.S. 51:3111	LED	Not in effect
Louisiana Community Economic Development Act	R.S. 47:6031	LED	Not in effect
Louisiana Motion Picture Incentive Act	R.S. 47:1121	LED/OFI	Not in effect
Tax Credit for Green Jobs Industries	R.S. 47:6037	LED	Not in effect
Technology Commercialization Credit and Jobs Program	R.S. 51:2351	LED	Not in effect
University Research and Development Parks	R.S. 17:3389	LED	Not in effect
Urban Revitalization Tax Incentive Program	R.S. 51:1801	LED	Not in effect
		<b>Subtotal</b>	<b>\$215,222,013</b>
Procurement Processing Company Rebate Program	R.S. 47:6351	LDR	\$31,957,070
Louisiana Capital Companies Tax Credit Program (See Note 3)	R.S. 51:1921	LDR	\$0
		<b>Subtotal</b>	<b>\$31,957,070</b>
Tax Credit for Donations to School Tuition Organizations	R.S. 47:6301	DOE	\$7,063,742
		<b>Subtotal</b>	<b>\$7,063,742</b>
		<b>TOTAL</b>	<b>\$271,873,415</b>

"Negligible" means less than \$10,000; Sorted on FYE 6-23 (YTD Actual)

**Note 1** - Motion Picture Investor Credits sold to the state under the buy back provisions of R.S. 47:6007 are accounted for based on when the check associated with the buy back is issued rather than the date the credit is transferred to the state for buy back. Projections are limited to the \$180,000,000 credit cap set forth in Acts 2015, No. 134. Actuals are also limited to the cap but due to deferrals not claimed in the proper fiscal year, the amount issued may be different.

**Note 2** - The New Markets Jobs Act reduces insurance premium taxes and an additional \$75M of investment authority was authorized by Act 17 (1ES2020).

**Note 3** - Louisiana Capital Companies Tax Credit Program also allows a credit against insurance premium taxes, reducing insurance premium taxes by \$19,864 in FYE 6/19 and \$1,040 in FYE 6/20.

**This report was prepared in accordance with LA R.S. 39:24.1 for use at the Revenue Estimating Conference scheduled for December 15, 2022.**



THIS PAGE INTENTIONALLY LEFT BLANK



# Statewide State General Fund Revenues and Expenditures

**REVENUES:**

State General Fund Revenue Projection - (REC as of 12/15/2022) For Fiscal Year 2023-2024	\$11,442,100,000
---	------------------

<b>TOTAL STATE GENERAL FUND REVENUES</b>	<b>\$11,442,100,000</b>
--	-------------------------

**EXPENDITURES:**

General Operating Appropriations	\$10,648,293,198
Ancillary Operating Appropriations	\$0
Non-Appropriated Requirements	\$529,145,269
Judicial Operating Appropriations	\$178,883,689
Legislative Operating Appropriations	\$85,777,844
Capital Outlay Appropriations	\$0

<b>TOTAL STATE GENERAL FUND EXPENDITURES</b>	<b>\$11,442,100,000</b>
--	-------------------------

<b>Revenues to Expenditures Excess/(Deficiency)</b>	<b>\$0</b>
---	------------



THIS PAGE INTENTIONALLY LEFT BLANK

## State General Fund - Appropriations and Requirements

	Existing Operating Budget (EOB) as of 12/01/22	Recommended FY 2023-2024	Recommended Over/(Under) EOB	Percent of Change
Executive Department	\$338,884,560	\$247,316,309	(\$91,568,251)	(27.02%)
Department of Veterans Affairs	14,275,356	14,420,070	144,714	1.01
Secretary of State	66,778,307	72,444,915	5,666,608	8.49
Office of the Attorney General	16,434,798	16,029,913	(404,885)	(2.46%)
Lieutenant Governor	3,376,931	1,379,553	(1,997,378)	(59.15%)
State Treasurer	0	0	0	0.00
Public Service Commission	0	0	0	
Agriculture and Forestry	26,255,486	23,597,342	(2,658,144)	(10.12%)
Commissioner of Insurance	0	0	0	
Department of Economic Development	57,580,524	36,061,332	(21,519,192)	(37.37%)
Culture Recreation and Tourism	56,490,802	44,117,278	(12,373,524)	(21.90%)
Transportation and Development	11,338,531	8,000,000	(3,338,531)	(29.44%)
Corrections Services	646,257,774	640,224,812	(6,032,962)	(0.93%)
Public Safety Services	9,831,779	38,137,051	28,305,272	287.90
Youth Services	146,428,607	144,300,938	(2,127,669)	(1.45%)
Louisiana Department of Health	2,674,175,811	2,879,188,302	205,012,491	7.67
Children and Family Services	258,232,483	280,423,360	22,190,877	8.59
Department of Natural Resources	10,584,407	19,743,223	9,158,816	86.53
Department of Revenue	0	0	0	
Department of Environmental Quality	4,568,830	14,079,535	9,510,705	208.17
Louisiana Workforce Commission	11,095,933	14,810,048	3,714,115	33.47
Department of Wildlife and Fisheries	27,864,289	0	(27,864,289)	(100.00%)
Department of Civil Service	6,862,368	6,837,485	(24,883)	(0.36%)
Retirement Systems	0	0	0	0.00
Higher Education	1,259,842,606	1,289,089,051	29,246,445	2.32
Special Schools and Commissions	63,025,630	55,134,235	(7,891,395)	(12.52%)
Department of Education	3,921,749,242	4,195,304,063	273,554,821	6.98
LSU Health Care Services Division	25,530,111	25,829,112	299,001	1.17
Other Requirements	775,805,466	581,825,271	(193,980,195)	(25.00%)
<b>Total General Operating Appropriations</b>	<b>\$10,433,270,631</b>	<b>\$10,648,293,198</b>	<b>\$215,022,567</b>	<b>2.06</b>
Ancillary Appropriations	\$0	\$0	\$0	
Non-Appropriated Requirements	526,904,967	529,145,269	2,240,302	0.43
Judicial Expense	174,577,666	178,883,689	4,306,023	2.47
Legislative Expense	85,777,844	85,777,844	0	0.00
Capital Outlay	50,000,000	0	(50,000,000)	(100.00%)
<b>Grand Total</b>	<b>\$11,270,531,108</b>	<b>\$11,442,100,000</b>	<b>\$171,568,892</b>	<b>1.52</b>

## Total Means of Finance - Appropriations and Requirements

	Existing Operating Budget (EOB) as of 12/01/22	Recommended FY 2023-2024	Recommended Over/(Under) EOB	Percent of Change
Executive Department	\$5,685,806,186	\$4,831,191,019	(\$854,615,167)	(15.03%)
Department of Veterans Affairs	87,504,224	91,034,735	3,530,511	4.03
Secretary of State	102,153,438	108,069,656	5,916,218	5.79
Office of the Attorney General	93,357,138	86,111,045	(7,246,093)	(7.76%)
Lieutenant Governor	12,617,775	10,620,397	(1,997,378)	(15.83%)
State Treasurer	14,802,528	13,456,913	(1,345,615)	(9.09%)
Public Service Commission	10,501,315	10,653,943	152,628	1.45
Agriculture and Forestry	89,674,787	84,541,161	(5,133,626)	(5.72%)
Commissioner of Insurance	36,969,637	39,668,168	2,698,531	7.30
Department of Economic Development	73,250,920	50,919,031	(22,331,889)	(30.49%)
Culture Recreation and Tourism	160,366,049	120,117,360	(40,248,689)	(25.10%)
Transportation and Development	768,022,032	732,736,276	(35,285,756)	(4.59%)
Corrections Services	703,751,290	700,050,293	(3,700,997)	(0.53%)
Public Safety Services	528,459,698	533,462,560	5,002,862	0.95
Youth Services	167,697,538	165,569,869	(2,127,669)	(1.27%)
Louisiana Department of Health	20,343,103,590	20,683,493,460	340,389,870	1.67
Children and Family Services	889,830,230	902,355,917	12,525,687	1.41
Department of Natural Resources	106,051,111	174,390,081	68,338,970	64.44
Department of Revenue	122,943,940	118,358,376	(4,585,564)	(3.73%)
Department of Environmental Quality	147,329,230	152,284,765	4,955,535	3.36
Louisiana Workforce Commission	309,039,125	307,695,319	(1,343,806)	(0.43%)
Department of Wildlife and Fisheries	219,327,946	182,261,547	(37,066,399)	(16.90%)
Department of Civil Service	25,386,016	25,242,392	(143,624)	(0.57%)
Retirement Systems	0	0	0	0.00
Higher Education	3,274,215,721	3,334,122,022	59,906,301	1.83
Special Schools and Commissions	99,558,614	98,017,335	(1,541,279)	(1.55%)
Department of Education	8,078,069,701	8,236,667,476	158,597,775	1.96
LSU Health Care Services Division	74,246,070	75,166,109	920,039	1.24
Other Requirements	1,318,497,830	957,562,857	(360,934,973)	(27.37%)
<b>Total General Operating Appropriations</b>	<b>\$43,542,533,679</b>	<b>\$42,825,820,082</b>	<b>(\$716,713,597)</b>	<b>(1.65%)</b>
Ancillary Appropriations	\$3,081,107,906	\$3,146,460,176	\$65,352,270	2.12
Non-Appropriated Requirements	585,604,967	592,928,001	7,323,034	1.25
Judicial Expense	194,211,441	198,517,464	4,306,023	2.22
Legislative Expense	119,657,231	119,657,231	0	0.00
Capital Outlay	3,212,563,712	3,162,563,712	(50,000,000)	(1.56%)
<b>Grand Total</b>	<b>\$50,735,678,936</b>	<b>\$50,045,946,666</b>	<b>(\$689,732,270)</b>	<b>(1.36%)</b>

# Comparison of Existing Operating Budget to Recommended Budget Summary by MOF

**COMPARISON: Fiscal Year 2022-2023 Budgeted To Fiscal Year 2023-2024 Recommended  
Total Funding and Positions  
(Exclusive of Double Counts) (Exclusive of Contingencies)**

	As of 12/01/2022 Budgeted 2022-2023	Recommended 2023-2024	Recommended Over/(Under) Budgeted	Percent Of Change
<b>STATE GENERAL FUND, DIRECT</b>	<b>\$11,270.5</b>	<b>\$11,442.1</b>	<b>\$171.6</b>	<b>1.52%</b>
<b>STATE GENERAL FUND BY:</b>				
<b>FEES AND SELF-GENERATED REVENUES</b>	<b>\$3,663.7</b>	<b>\$3,679.8</b>	<b>\$16.1</b>	<b>0.44%</b>
<b>STATUTORY DEDICATIONS</b>	<b>\$7,682.7</b>	<b>\$6,818.2</b>	<b>(\$864.5)</b>	<b>-11.25%</b>
<b>TOTAL STATE FUNDS</b>	<b>\$22,616.9</b>	<b>\$21,940.1</b>	<b>(\$676.8)</b>	<b>-2.99%</b>
<b>FEDERAL FUNDS</b>	<b>\$23,537.9</b>	<b>\$23,754.7</b>	<b>\$216.7</b>	<b>0.92%</b>
<b>GRAND TOTAL</b>	<b>\$46,154.9</b>	<b>\$45,694.8</b>	<b>(\$460.1)</b>	<b>-1.00%</b>
<b>TOTAL AUTHORIZED POSITIONS</b>	<b>34,356</b>	<b>34,468</b>	<b>112</b>	<b>0.33%</b>
<b>TOTAL AUTHORIZED OTHER CHARGES POSITIONS</b>	<b>1,719</b>	<b>1,706</b>	<b>(13)</b>	<b>-0.76%</b>
<b>TOTAL NON-TO FTE POSITIONS</b>	<b>1,410</b>	<b>1,332</b>	<b>(78)</b>	<b>-5.53%</b>
<b>TOTAL POSITIONS</b>	<b>37,485</b>	<b>37,506</b>	<b>21</b>	<b>0.06%</b>
<i>NOTE: POSITIONS ARE AUTHORIZED, NOT FILLED POSITIONS.</i>				
<b>Total Double Counts</b>				
Ancillary Self-Generated	\$1,883,923,053	\$1,883,615,341	(\$307,712)	-0.02%
Legislative Ancillary Enterprise Fund	\$350,000	\$350,000	\$0	0.00%
Legislative Auditor Fees	\$16,425,888	\$16,977,449	\$551,561	3.36%
LA Military Family Assistance Fund	\$100,000	\$0	(\$100,000)	-100.00%
Louisiana Public Defender Fund	\$46,157,831	\$47,262,791	\$1,104,960	2.39%
DNA Testing Post-Conviction Relief for Indigents Fund	\$50,000	\$50,000	\$0	0.00%
Innocence Compensation Fund	\$1,400,000	\$1,400,000	\$0	0.00%
State Emergency Response Fund (01-107)	\$100,000	\$100,000	\$0	0.00%
State Emergency Response Fund (01-111)	\$11,560,172	\$1,000,000	(\$10,560,172)	-91.35%
Medicaid Trust Fund	\$19,640	\$19,640	\$0	0.00%
Louisiana Cybersecurity Talent Initiative Fund	\$1,000,000	\$1,000,000	\$0	0.00%
M.J. Foster Promise Program Fund	\$10,500,000	\$10,500,000	\$0	0.00%
Higher Education Initiatives Fund	\$25,000,000	\$5,000,000	(\$20,000,000)	-80.00%
Major Events Fund	\$4,000,000	\$4,000,000	\$0	0.00%
Interagency Transfers	\$2,580,239,387	\$2,379,918,093	(\$200,321,294)	-7.76%





THIS PAGE INTENTIONALLY LEFT BLANK

## Recommended Budget by Agency and Means of Finance

Agency Name	General Fund (Direct)	Total Interagency Transfers	Fees and Self-generated Revenue	Statutory Dedications	Federal Funds	Total Funds
100 Executive Office	\$11,861,586	\$3,290,203	\$1,699,743	\$150,000	\$4,091,452	\$21,092,984
101 Office of Indian Affairs	0	0	18,000	0	0	18,000
102 Office of Inspector General	2,297,713	0	0	0	16,330	2,314,043
103 Mental Health Advocacy Service	5,959,206	672,055	0	0	0	6,631,261
106 Louisiana Tax Commission	1,968,912	0	3,348,704	0	0	5,317,616
107 Division of Administration	66,174,219	68,680,419	86,825,460	110,130,000	715,844,245	1,047,654,343
109 Coastal Protection and Restoration Authority	0	8,432,420	0	114,445,957	54,418,161	177,296,538
111 Office of Homeland Security & Emergency Preparedness	70,843,906	801,087	1,265,396	101,000,000	2,958,456,033	3,132,366,422
112 Department of Military Affairs	49,094,747	3,757,196	5,929,747	50,000	68,440,139	127,271,829
116 Louisiana Public Defender Board	0	813,054	0	47,312,791	38,000	48,163,845
124 Louisiana Stadium and Exposition District	0	0	88,404,327	18,199,331	0	106,603,658
129 Louisiana Commission on Law Enforcement	3,493,909	4,270,376	371,273	8,929,425	37,852,300	54,917,283
133 Office of Elderly Affairs	35,622,111	0	12,500	0	33,592,753	69,227,364
254 Louisiana State Racing Commission	0	0	6,085,527	10,238,418	0	16,323,945
255 Office of Financial Institutions	0	0	15,991,888	0	0	15,991,888
<b>Executive Department</b>	<b>\$247,316,309</b>	<b>\$90,716,810</b>	<b>\$209,952,565</b>	<b>\$410,455,922</b>	<b>\$3,872,749,413</b>	<b>\$4,831,191,019</b>
130 Department of Veterans Affairs	\$12,372,588	\$1,794,664	\$1,418,774	\$215,528	\$1,345,073	\$17,146,627
131 Louisiana War Veterans Home	2,047,482	0	2,244,727	0	7,766,741	12,058,950





Agency Name	General Fund (Direct)	Total Interagency Transfers	Fees and Self-generated Revenue	Statutory Dedications	Federal Funds	Total Funds
132 Northeast Louisiana War Veterans Home	0	0	2,400,000	0	12,354,659	14,754,659
134 Southwest Louisiana War Veterans Home	0	201,260	3,138,587	0	13,594,663	16,934,510
135 Northwest Louisiana War Veterans Home	0	0	2,723,792	0	12,344,794	15,068,586
136 Southeast Louisiana War Veterans Homes	0	483,506	2,931,413	0	11,656,484	15,071,403
<b>Department of Veterans Affairs</b>	<b>\$14,420,070</b>	<b>\$2,479,430</b>	<b>\$14,857,293</b>	<b>\$215,528</b>	<b>\$59,062,414</b>	<b>\$91,034,735</b>
139 Secretary of State	\$72,444,915	\$728,622	\$34,783,041	\$113,078	\$0	\$108,069,656
<b>Secretary of State</b>	<b>\$72,444,915</b>	<b>\$728,622</b>	<b>\$34,783,041</b>	<b>\$113,078</b>	<b>\$0</b>	<b>\$108,069,656</b>
141 Office of the Attorney General	\$16,029,913	\$24,799,916	\$11,777,446	\$24,793,450	\$8,710,320	\$86,111,045
<b>Office of the Attorney General</b>	<b>\$16,029,913</b>	<b>\$24,799,916</b>	<b>\$11,777,446</b>	<b>\$24,793,450</b>	<b>\$8,710,320</b>	<b>\$86,111,045</b>
146 Lieutenant Governor	\$1,379,553	\$1,095,750	\$0	\$0	\$8,145,094	\$10,620,397
<b>Lieutenant Governor</b>	<b>\$1,379,553</b>	<b>\$1,095,750</b>	<b>\$0</b>	<b>\$0</b>	<b>\$8,145,094</b>	<b>\$10,620,397</b>
147 State Treasurer	\$0	\$1,718,452	\$10,927,006	\$811,455	\$0	\$13,456,913
<b>State Treasurer</b>	<b>\$0</b>	<b>\$1,718,452</b>	<b>\$10,927,006</b>	<b>\$811,455</b>	<b>\$0</b>	<b>\$13,456,913</b>
158 Public Service Commission	\$0	\$0	\$10,653,943	\$0	\$0	\$10,653,943
<b>Public Service Commission</b>	<b>\$0</b>	<b>\$0</b>	<b>\$10,653,943</b>	<b>\$0</b>	<b>\$0</b>	<b>\$10,653,943</b>
160 Agriculture and Forestry	\$23,597,342	\$402,992	\$8,425,159	\$38,342,456	\$13,773,212	\$84,541,161
<b>Agriculture and Forestry</b>	<b>\$23,597,342</b>	<b>\$402,992</b>	<b>\$8,425,159</b>	<b>\$38,342,456</b>	<b>\$13,773,212</b>	<b>\$84,541,161</b>
165 Commissioner of Insurance	\$0	\$0	\$38,472,497	\$0	\$1,195,671	\$39,668,168
<b>Commissioner of Insurance</b>	<b>\$0</b>	<b>\$0</b>	<b>\$38,472,497</b>	<b>\$0</b>	<b>\$1,195,671</b>	<b>\$39,668,168</b>
251 Office of the Secretary	\$20,085,905	\$0	\$0	\$0	\$0	\$20,085,905
252 Office of Business Development	15,975,427	175,000	6,132,364	2,000,000	6,550,335	30,833,126
<b>Department of Economic Development</b>	<b>\$36,061,332</b>	<b>\$175,000</b>	<b>\$6,132,364</b>	<b>\$2,000,000</b>	<b>\$6,550,335</b>	<b>\$50,919,031</b>
261 Office of the Secretary	\$11,393,982	\$1,639,129	\$0	\$919,551	\$0	\$13,952,662
262 Office of the State Library of Louisiana	4,972,828	821,436	90,000	0	2,689,040	8,573,304

Agency Name	General Fund (Direct)	Total Interagency Transfers	Fees and Self-generated Revenue	Statutory Dedications	Federal Funds	Total Funds
263 Office of State Museum	5,950,864	1,440,474	1,196,043	0	0	8,587,381
264 Office of State Parks	18,956,994	224,122	19,728,011	0	5,910,990	44,820,117
265 Office of Cultural Development	2,340,714	2,501,590	802,230	0	2,787,116	8,431,650
267 Office of Tourism	501,896	43,216	31,107,134	4,000,000	100,000	35,752,246
<b>Culture Recreation and Tourism</b>	<b>\$44,117,278</b>	<b>\$6,669,967</b>	<b>\$52,923,418</b>	<b>\$4,919,551</b>	<b>\$11,487,146</b>	<b>\$120,117,360</b>
273 Administration	\$0	\$21,976	\$26,505	\$55,053,174	\$0	\$55,101,655
276 Engineering and Operations	8,000,000	50,846,516	29,816,370	558,359,572	30,612,163	677,634,621
<b>Transportation and Development</b>	<b>\$8,000,000</b>	<b>\$50,868,492</b>	<b>\$29,842,875</b>	<b>\$613,412,746</b>	<b>\$30,612,163</b>	<b>\$732,736,276</b>
400 Corrections - Administration	\$100,136,598	\$13,740,466	\$1,565,136	\$0	\$2,230,697	\$117,672,897
402 Louisiana State Penitentiary	159,497,971	172,500	12,292,611	0	0	171,963,082
405 Raymond Laborde Correctional Center	39,384,253	144,859	2,261,861	0	0	41,790,973
406 Louisiana Correctional Institute for Women	28,531,792	72,430	1,707,734	0	0	30,311,956
407 Winn Correctional Center	288,970	0	289,105	0	0	578,075
408 Allen Correctional Center	30,970,535	78,032	1,793,048	0	0	32,841,615
409 Dixon Correctional Institute	54,505,910	1,715,447	2,790,159	0	0	59,011,516
413 Elayn Hunt Correctional Center	76,336,766	243,048	2,595,783	0	0	79,175,597
414 David Wade Correctional Center	34,039,138	77,283	2,012,844	0	0	36,129,265
415 Adult Probation and Parole	84,963,769	0	10,854,000	960,000	0	96,777,769
416 B.B. Sixty Rayburn Correctional Center	31,569,110	156,064	2,072,374	0	0	33,797,548
<b>Corrections Services</b>	<b>\$640,224,812</b>	<b>\$16,400,129</b>	<b>\$40,234,655</b>	<b>\$960,000</b>	<b>\$2,230,697</b>	<b>\$700,050,293</b>
418 Office of Management and Finance	\$0	\$3,766,719	\$19,477,818	\$7,764,726	\$0	\$31,009,263



Agency Name	General Fund (Direct)	Total Interagency Transfers	Fees and Self-generated Revenue	Statutory Dedications	Federal Funds	Total Funds
419 Office of State Police	37,777,741	29,749,443	200,880,418	88,122,905	13,894,158	370,424,665
420 Office of Motor Vehicles	0	472,500	68,666,288	0	1,890,750	71,029,538
422 Office of State Fire Marshal	359,310	1,259,721	6,481,072	26,099,064	90,600	34,289,767
423 Louisiana Gaming Control Board	0	0	0	1,017,696	0	1,017,696
424 Liquefied Petroleum Gas Commission	0	0	1,630,778	0	0	1,630,778
425 Louisiana Highway Safety Commission	0	412,350	903,131	0	22,745,372	24,060,853
<b>Public Safety Services</b>	<b>\$38,137,051</b>	<b>\$35,660,733</b>	<b>\$298,039,505</b>	<b>\$123,004,391</b>	<b>\$38,620,880</b>	<b>\$533,462,560</b>
403 Office of Juvenile Justice	\$144,300,938	\$19,452,626	\$924,509	\$0	\$891,796	\$165,569,869
<b>Youth Services</b>	<b>\$144,300,938</b>	<b>\$19,452,626</b>	<b>\$924,509</b>	<b>\$0</b>	<b>\$891,796</b>	<b>\$165,569,869</b>
300 Jefferson Parish Human Services Authority	\$15,271,320	\$2,180,166	\$2,725,000	\$0	\$0	\$20,176,486
301 Florida Parishes Human Services Authority	16,027,773	7,863,344	2,754,288	0	0	26,645,405
302 Capital Area Human Services District	16,919,894	11,100,731	3,553,108	0	0	31,573,733
303 Developmental Disabilities Council	507,517	0	0	0	1,823,311	2,330,828
304 Metropolitan Human Services District	18,402,595	9,339,786	1,229,243	0	2,355,052	31,326,676
305 Medical Vendor Administration	170,214,887	499,672	4,200,000	929,940	493,810,934	669,655,433
306 Medical Vendor Payments	2,237,910,794	164,449,291	636,024,003	1,441,537,787	13,692,817,499	18,172,739,374
307 Office of the Secretary	60,238,917	11,781,441	2,869,401	9,557,250	21,495,464	105,942,473
309 South Central Louisiana Human Services Authority	16,652,483	7,943,733	3,000,000	0	0	27,596,216
310 Northeast Delta Human Services Authority	11,143,605	4,483,420	773,844	0	0	16,400,869
320 Office of Aging and Adult Services	26,716,561	33,732,440	782,680	3,508,434	181,733	64,921,848



Agency Name	Geneal Fund (Direct)	Total Interagency Transfers	Fees and Self-generated Revenue	Statutory Dedications	Federal Funds	Total Funds
324 Louisiana Emergency Response Network Board	2,453,234	40,000	0	0	0	2,493,234
325 Acadiana Area Human Services District	14,658,889	5,107,914	1,536,196	0	1,000,000	22,302,999
326 Office of Public Health	60,167,535	87,213,926	56,721,419	18,000,320	632,785,539	854,888,739
330 Office of Behavioral Health	139,243,459	140,585,475	952,760	5,713,461	91,077,979	377,573,134
340 Office for Citizens w/ Developmental Disabilities	42,697,714	150,454,364	3,987,634	419,000	7,816,547	205,375,259
350 Office on Women's Health and Community Health	1,548,858	1,819,695	0	0	0	3,368,553
375 Imperial Calcasieu Human Services Authority	8,788,854	3,185,171	1,300,000	0	125,000	13,399,025
376 Central Louisiana Human Services District	10,296,243	6,712,519	1,000,000	0	0	18,008,762
377 Northwest Louisiana Human Services District	9,327,170	6,247,244	1,200,000	0	0	16,774,414
<b>Louisiana Department of Health</b>	<b>\$2,879,188,302</b>	<b>\$654,740,332</b>	<b>\$724,609,576</b>	<b>\$1,479,666,192</b>	<b>\$14,945,289,058</b>	<b>\$20,683,493,460</b>
360 DCFS - Office for Children and Family Services	\$280,423,360	\$16,502,907	\$16,634,991	\$1,724,294	\$587,070,365	\$902,355,917
<b>Children and Family Services</b>	<b>\$280,423,360</b>	<b>\$16,502,907</b>	<b>\$16,634,991</b>	<b>\$1,724,294</b>	<b>\$587,070,365</b>	<b>\$902,355,917</b>
431 Office of the Secretary	\$16,455,473	\$7,392,720	\$2,082,113	\$28,668,111	\$90,499,820	\$145,098,237
432 Office of Conservation	3,287,750	1,499,417	17,408,341	2,980,336	4,116,000	29,291,844
434 Office of Mineral Resources	0	0	0	0	0	0



Agency Name	General Fund (Direct)	Total Interagency Transfers	Fees and Self-generated Revenue	Statutory Dedications	Federal Funds	Total Funds
435 Office of Coastal Management	0	0	0	0	0	0
<b>Department of Natural Resources</b>	<b>\$19,743,223</b>	<b>\$8,892,137</b>	<b>\$19,490,454</b>	<b>\$31,648,447</b>	<b>\$94,615,820</b>	<b>\$174,390,081</b>
440 Office of Revenue	\$0	\$515,000	\$117,285,462	\$557,914	\$0	\$118,358,376
<b>Department of Revenue</b>	<b>\$0</b>	<b>\$515,000</b>	<b>\$117,285,462</b>	<b>\$557,914</b>	<b>\$0</b>	<b>\$118,358,376</b>
856 Office of Environmental Quality	\$14,079,535	\$4,490,227	\$103,059,076	\$10,373,471	\$20,282,456	\$152,284,765
<b>Department of Environmental Quality</b>	<b>\$14,079,535</b>	<b>\$4,490,227</b>	<b>\$103,059,076</b>	<b>\$10,373,471</b>	<b>\$20,282,456</b>	<b>\$152,284,765</b>
474 Workforce Support and Training	\$14,810,048	\$3,200,000	\$72,219	\$114,568,895	\$175,044,157	\$307,695,319
<b>Louisiana Workforce Commission</b>	<b>\$14,810,048</b>	<b>\$3,200,000</b>	<b>\$72,219</b>	<b>\$114,568,895</b>	<b>\$175,044,157</b>	<b>\$307,695,319</b>
511 Wildlife and Fisheries Management and Finance	\$0	\$19,500	\$10,450	\$23,800,737	\$229,315	\$24,060,002
512 Office of the Secretary	0	329,304	242,975	39,900,020	3,142,419	43,614,718
513 Office of Wildlife	0	4,370,863	4,424,882	27,211,378	27,542,011	63,549,134
514 Office of Fisheries	0	12,232,128	5,241,496	23,239,111	10,324,958	51,037,693
<b>Department of Wildlife and Fisheries</b>	<b>\$0</b>	<b>\$16,951,795</b>	<b>\$9,919,803</b>	<b>\$114,151,246</b>	<b>\$41,238,703</b>	<b>\$182,261,547</b>
560 State Civil Service	\$0	\$13,952,766	\$418,494	\$0	\$0	\$14,371,260
561 Municipal Fire and Police Civil Service	0	0	2,724,865	0	0	2,724,865
562 Ethics Administration	5,296,512	0	175,498	0	0	5,472,010
563 State Police Commission	774,403	55,000	0	0	0	829,403
565 Board of Tax Appeals	766,570	716,909	361,375	0	0	1,844,854
<b>Department of Civil Service</b>	<b>\$6,837,485</b>	<b>\$14,724,675</b>	<b>\$3,680,232</b>	<b>\$0</b>	<b>\$0</b>	<b>\$25,242,392</b>
585 LA State Employees Retirement Sys - Contributions	\$0	\$0	\$0	\$0	\$0	\$0

Agency Name	General Fund (Direct)	Total Interagency Transfers	Fees and Self-generated Revenue	Statutory Dedications	Federal Funds	Total Funds
586 Teachers Retirement System - Contributions	0	0	0	0	0	0
<b>Retirement Systems</b>	<b>\$0</b>	<b>\$0</b>	<b>\$0</b>	<b>\$0</b>	<b>\$0</b>	<b>\$0</b>
600 LSU System	\$0	\$7,764,963	\$753,646,454	\$24,008,992	\$13,018,275	\$798,438,684
615 Southern University System	0	3,869,822	112,630,728	4,502,431	3,654,209	124,657,190
620 University of Louisiana System	0	259,923	672,482,759	17,277,218	0	690,019,900
649 LA Community & Technical Colleges System	0	0	170,030,083	30,934,793	0	200,964,876
671 Board of Regents	1,289,089,051	12,327,107	12,030,299	172,082,130	34,512,785	1,520,041,372
<b>Higher Education</b>	<b>\$1,289,089,051</b>	<b>\$24,221,815</b>	<b>\$1,720,820,323</b>	<b>\$248,805,564</b>	<b>\$51,185,269</b>	<b>\$3,334,122,022</b>
656 Special School District	\$26,316,737	\$10,407,835	\$168,145	\$152,921	\$0	\$37,045,638
657 Louisiana School for Math	6,302,110	3,118,121	650,459	81,008	0	10,151,698
658 Thrive Academy	7,421,057	2,230,841	0	78,354	0	9,730,252
659 Ecole Pointe-Au-Chien	500,000	0	0	0	0	500,000
662 Louisiana Educational TV Authority	6,527,952	315,917	2,344,201	75,000	0	9,263,070
666 Board of Elementary & Secondary Education	1,144,451	0	40,000	20,718,780	0	21,903,231
673 New Orleans Center for the Creative Arts	6,921,928	2,421,889	0	79,629	0	9,423,446
<b>Special Schools and Commissions</b>	<b>\$55,134,235</b>	<b>\$18,494,603</b>	<b>\$3,202,805</b>	<b>\$21,185,692</b>	<b>\$0</b>	<b>\$98,017,335</b>
678 State Activities	\$37,377,098	\$7,939,651	\$7,049,246	\$62,510	\$299,565,908	\$351,994,413
681 Subgrantee Assistance	210,926,537	32,552,000	9,377,789	41,138,283	3,317,908,491	3,611,903,100
682 Recovery School District	349,349	25,560,767	6,450,160	0	0	32,360,276
695 Minimum Foundation Program	3,925,956,300	0	0	293,758,608	0	4,219,714,908



Agency Name	Geneal Fund (Direct)	Total Interagency Transfers	Fees and Self-generated Revenue	Statutory Dedications	Federal Funds	Total Funds
697 Non-Public Educational Assistance	20,694,779	0	0	0	0	20,694,779
<b>Department of Education</b>	<b>\$4,195,304,063</b>	<b>\$66,052,418</b>	<b>\$22,877,195</b>	<b>\$334,959,401</b>	<b>\$3,617,474,399</b>	<b>\$8,236,667,476</b>
610 LA Health Care Services Division	\$25,829,112	\$18,660,587	\$25,378,952	\$0	\$5,297,458	\$75,166,109
<b>LSU Health Care Services Division</b>	<b>\$25,829,112</b>	<b>\$18,660,587</b>	<b>\$25,378,952</b>	<b>\$0</b>	<b>\$5,297,458</b>	<b>\$75,166,109</b>
451 Local Housing of State Adult Offenders	\$179,016,136	\$0	\$0	\$0	\$0	\$179,016,136
452 Local Housing of State Juvenile Offenders	2,015,575	0	0	0	0	2,015,575
901 Sales Tax Dedications	0	0	0	53,530,345	0	53,530,345
903 Parish Transportation	0	0	0	46,400,000	0	46,400,000
905 Interim Emergency Board	36,808	0	0	0	0	36,808
906 District Attorneys & Assistant District Attorney	34,495,308	0	0	5,450,000	0	39,945,308
923 Corrections Debt Service	4,347,567	0	0	0	0	4,347,567
924 Video Draw Poker - Local Government Aid	0	0	0	54,296,698	0	54,296,698
925 Unclaimed Property Leverage Fund	0	0	0	15,000,000	0	15,000,000
930 Higher Education - Debt Service and Maintenance	43,911,124	0	0	0	0	43,911,124
931 LA Economic Dev -Debt Service	9,224,330	0	0	54,921,545	0	64,145,875
932 Two Percent Fire Insurance Fund	0	0	0	29,040,000	0	29,040,000
933 Governor's Conferences and Interstate Compacts	594,063	0	0	0	0	594,063
939 Dept. Of Revenue - Prepaid Wireless Tele 911 Service	0	0	14,000,000	0	0	14,000,000



Agency Name	General Fund (Direct)	Total Interagency Transfers	Fees and Self-generated Revenue	Statutory Dedications	Federal Funds	Total Funds
940 Emergency Medical Services-Parishes & Municip	0	0	150,000	0	0	150,000
941 Agriculture and Forestry - Pass Through Funds	2,379,826	361,690	248,532	4,719,523	16,284,670	23,994,241
945 State Aid to Local Government Entities	6,440,853	0	0	19,997,789	0	26,438,642
950 Special Acts / Judgments	0	0	0	0	0	0
966 Supplemental Pay to Law Enforcement Personnel	147,866,768	0	0	0	0	147,866,768
977 DOA- Debt Service And Maintenance	32,420,256	60,935,369	401,425	0	0	93,757,050
XXX Funds	119,076,657	0	0	0	0	119,076,657
<b>Other Requirements</b>	<b>\$581,825,271</b>	<b>\$61,297,059</b>	<b>\$14,799,957</b>	<b>\$283,355,900</b>	<b>\$16,284,670</b>	<b>\$957,562,857</b>
800 Office of Group Benefits	\$0	\$1,098,733	\$1,809,239,626	\$0	\$0	\$1,810,338,359
804 Office of Risk Management	0	275,398,210	45,081,346	2,000,000	0	322,479,556
806 Louisiana Property Assistance	0	1,615,846	7,389,511	0	0	9,005,357
807 Federal Property Assistance	0	1,084,342	2,371,494	0	0	3,455,836
811 Prison Enterprises	0	26,231,562	9,149,423	0	0	35,380,985
815 Office of Technology Services	0	756,648,429	1,518,473	0	0	758,166,902
816 Division of Administrative Law	0	9,101,297	28,897	0	0	9,130,194
820 Office of State Procurement	0	4,999,758	8,657,356	0	0	13,657,114
829 Office of Aircraft Services	0	3,209,600	179,215	0	0	3,388,815
860 Municipal Facility Revolving Loan	0	0	0	129,606,600	1,169,000	130,775,600
861 Safe Drinking Water Revolving Loan	0	0	0	50,681,458	0	50,681,458
<b>Ancillary Appropriations</b>	<b>\$0</b>	<b>\$1,079,387,777</b>	<b>\$1,883,615,341</b>	<b>\$182,288,058</b>	<b>\$1,169,000</b>	<b>\$3,146,460,176</b>
917 Severance Tax Dedication	\$0	\$0	\$0	\$39,325,760	\$0	\$39,325,760



Agency Name	General Fund (Direct)	Total Interagency Transfers	Fees and Self-generated Revenue	Statutory Dedications	Federal Funds	Total Funds
918 Parish Royalty Fund Payments	0	0	0	17,992,068	0	17,992,068
919 Highway Fund Number Two Motor Vehicle	0	0	0	6,464,904	0	6,464,904
920 Interim Emergency Fund	1,322,862	0	0	0	0	1,322,862
921 Revenue Sharing - State	90,000,000	0	0	0	0	90,000,000
922 General Obligation Debt Service	437,822,407	0	0	0	0	437,822,407
<b>Non-Appropriated Requirements</b>	<b>\$529,145,269</b>	<b>\$0</b>	<b>\$0</b>	<b>\$63,782,732</b>	<b>\$0</b>	<b>\$592,928,001</b>
949 Louisiana Judiciary	\$178,883,689	\$9,392,850	\$0	\$10,240,925	\$0	\$198,517,464
<b>Judicial Expense</b>	<b>\$178,883,689</b>	<b>\$9,392,850</b>	<b>\$0</b>	<b>\$10,240,925</b>	<b>\$0</b>	<b>\$198,517,464</b>
951 House of Representatives	\$30,998,300	\$0	\$0	\$0	\$0	\$30,998,300
952 Senate	25,694,294	0	0	0	0	25,694,294
954 Legislative Auditor	12,500,000	0	23,879,387	0	0	36,379,387
955 Legislative Fiscal Office	3,638,849	0	0	0	0	3,638,849
960 Legislative Budgetary Control Council	11,815,000	0	0	10,000,000	0	21,815,000
962 Louisiana State Law Institute	1,131,401	0	0	0	0	1,131,401
<b>Legislative Expense</b>	<b>\$85,777,844</b>	<b>\$0</b>	<b>\$23,879,387</b>	<b>\$10,000,000</b>	<b>\$0</b>	<b>\$119,657,231</b>
115 Facility Planning and Control	\$0	\$121,224,992	\$93,395,000	\$1,034,754,003	\$139,682,478	\$1,389,056,473
279 DOTD-Capital Outlay/Non-State	0	10,000,000	30,000,000	1,727,507,239	6,000,000	1,773,507,239
<b>Capital Outlay</b>	<b>\$0</b>	<b>\$131,224,992</b>	<b>\$123,395,000</b>	<b>\$2,762,261,242</b>	<b>\$145,682,478</b>	<b>\$3,162,563,712</b>
<b>Grand Total</b>	<b>\$11,442,100,000</b>	<b>\$2,379,918,093</b>	<b>\$5,580,667,049</b>	<b>\$6,888,598,550</b>	<b>\$23,754,662,974</b>	<b>\$50,045,946,666</b>

## Position Analysis

DEPARTMENT NAME	Authorized Positions as of EOB 12/01/2022	Total Positions Eliminated	Total Authorized Positions Transferred	Total New Authorized Positions Added	Net Authorized Positions Recommended	Recommended Over/(Under) EOB	*Authorized Positions Recommended	Recommended Non T.O. FTE Positions
Executive	2,148	(20)	0	50	2,178	30	268	87
Veterans Affairs	847	0	0	3	850	3	0	0
State	350	0	0	1	351	1	0	0
Justice	512	(8)	0	0	504	(8)	1	46
Lt. Governor	7	0	0	0	7	0	8	0
Treasury	62	0	0	1	63	1	0	5
Public Service	95	0	0	0	95	0	0	1
Agriculture & Forestry	590	0	0	0	590	0	2	42
Insurance	222	0	0	0	222	0	0	3
Economic Development	113	0	0	0	113	0	4	1
Culture, Rec. & Tourism	582	(3)	0	8	587	5	14	105
Transportation & Develop.	4,287	0	32	0	4,319	32	0	0
Corrections	4,890	0	0	0	4,890	0	0	23
Public Safety	2,684	(5)	(32)	7	2,654	(30)	0	48
Youth Development Svcs.	907	0	0	0	907	0	6	25
Department of Health	6,457	(3)	0	2	6,456	(1)	1,345	475
Children & Family Services	3,664	0	0	73	3,737	73	0	115
Natural Resources	321	0	0	6	327	6	0	2
Revenue	727	(3)	0	0	724	(3)	15	6
Environmental Quality	707	0	0	4	711	4	0	0
Workforce Commission	878	(5)	0	0	873	(5)	0	141
Wildlife & Fisheries	781	(1)	0	3	783	2	3	118
Civil Service	178	0	0	0	178	0	0	2
Retirement	0	0	0	0	0	0	0	0
Higher Education	0	0	0	0	0	0	0	0
Other Education	656	(10)	0	0	646	(10)	31	16
Dept. of Education	487	0	0	6	493	6	0	48
Health Care Services Div.	0	0	0	0	0	0	0	0
Other Requirements	0	0	0	0	0	0	0	0
<b>GENERAL APP. BILL</b>	<b>33,152</b>	<b>(58)</b>	<b>0</b>	<b>164</b>	<b>33,258</b>	<b>106</b>	<b>1,697</b>	<b>1,309</b>
Ancillary	1,204	0	0	6	1,210	6	9	23
Non-Appropriated	0	0	0	0	0	0	0	0
Judicial App. Bill	0	0	0	0	0	0	0	0
Legislative App. Bill	0	0	0	0	0	0	0	0
Special Acts	0	0	0	0	0	0	0	0
Capital Outlay	0	0	0	0	0	0	0	0
<b>TOTAL STATE</b>	<b>34,356</b>	<b>(58)</b>	<b>0</b>	<b>170</b>	<b>34,468</b>	<b>112</b>	<b>1,706</b>	<b>1,332</b>



THIS PAGE INTENTIONALLY LEFT BLANK

# Comparative Health Care and Higher Education

Pursuant to Act 424 of 2013 [R.S. 39:36(A)(6)]

## HEALTH CARE

**TABLE 1**

09-LDH	FY 23 Current	FY 24 Exec Budget	Difference
SGF	\$2,674,175,811	\$2,879,188,302	\$205,012,491
SGR	\$729,861,448	\$724,609,576	<b>(\$5,251,872)</b>
Dedications	\$1,361,187,551	\$1,479,666,192	\$118,478,641
<b>Total</b>	<b>\$4,765,224,810</b>	<b>\$5,083,464,070</b>	<b>\$318,239,260</b>

## HIGHER EDUCATION

**TABLE 2A**

19-HIED	FY 23 Current	FY 24 Exec Budget	Difference
SGF	\$1,259,842,606	\$1,289,089,051	\$29,246,445
Dedications	\$222,298,310	\$248,805,564	\$26,507,254
<b>Total</b>	<b>\$1,482,140,916</b>	<b>\$1,537,894,615</b>	<b>\$55,753,699</b>

**TABLE 2B**

19-HCSD	FY 23 Current	FY 24 Exec Budget	Difference
SGF	\$25,530,111	\$25,829,112	\$299,001
Dedications	\$0	\$0	\$0
<b>Total</b>	<b>\$25,530,111</b>	<b>\$25,829,112</b>	<b>\$299,001</b>

**TABLE 2C**

19-HIED/HCSD TOTAL	FY 23 Current	FY 24 Exec Budget	Difference
SGF	\$1,285,372,717	\$1,314,918,163	\$29,545,446
Dedications	\$222,298,310	\$248,805,564	\$26,507,254
<b>Total</b>	<b>\$1,507,671,027</b>	<b>\$1,563,723,727</b>	<b>\$56,052,700</b>

Definition used:

For purposes of Act 424, "general fund and dedicated funds" is assumed to have the meaning ascribed to that phrase in Article VII, Section 10(J) of the Louisiana Constitution. That definition specifically excludes self-generated revenue (SGR) collections from Higher Education (see below).

*Article VII, Section 10 (J)*

*(J) Definition of Funds. For the purposes of this Article, the state general fund and dedicated funds shall be all money required to be deposited in the state treasury, except that money the origin of which is:*

*(1) The federal government*

*(2) Self-generated collections by an entity subject to the policy and management authority established by Article VIII, Sections 5 through 7.*

*(3) A transfer from another state agency, board, or commission.*

*(4) The provisions of this Paragraph shall not apply to or affect funds allocated by Article VII, Section 4, Paragraphs (D) and (E).*



THIS PAGE INTENTIONALLY LEFT BLANK

# Comparison of Existing Operating Budget to Recommended by Functional Area

---

## Explanation of Functional Area

**Business and Infrastructure** includes: Economic Development; Culture, Recreation and Tourism; Louisiana Tax Commission; Louisiana Stadium and Exposition District; Louisiana State Racing Commission; Office of Financial Institutions; Public Service Commission; Louisiana Workforce Commission; Commissioner of Insurance; Transportation and Development; Capital Outlay; Sales Tax Dedications; Parish Transportation; and Environmental State Revolving Loan Funds.

**Education** includes: Department of Education; Higher Education; Special Schools and Commissions; and Higher Education Debt Service.

**Environment and Natural Resources** includes: Office of Coastal Protection and Restoration; Environmental Quality; Natural Resources; Wildlife and Fisheries; Agriculture and Forestry; and Agriculture and Forestry - Pass Through Funds.

**General Government** includes: Executive Office; Office of Indian Affairs; Office of the Inspector General; Division of Administration; DOA Debt Service and Maintenance; Ethics Administration; Division of Administrative Law; Public Defender Board; Board of Tax Appeals; Secretary of State; Lieutenant Governor; State Treasurer; Unclaimed Property Leverage Fund Debt Service, Department of Revenue; State Civil Service; Retirement Systems; Interim Emergency Board; Video Draw Poker – Local Government Aid; Office of Group Benefits; Office of Risk Management; Louisiana Property Assistance; Federal Property Assistance; Office of Technology Services, Office of Aircraft Services; Governor’s Conferences and Interstate Compacts; Prepaid Wireless Tele 911 Service; State Aid to Local Government Entities; Non-Appropriated Requirements; Judicial Expense; Legislative Expense; Judgments; and Special Acts.

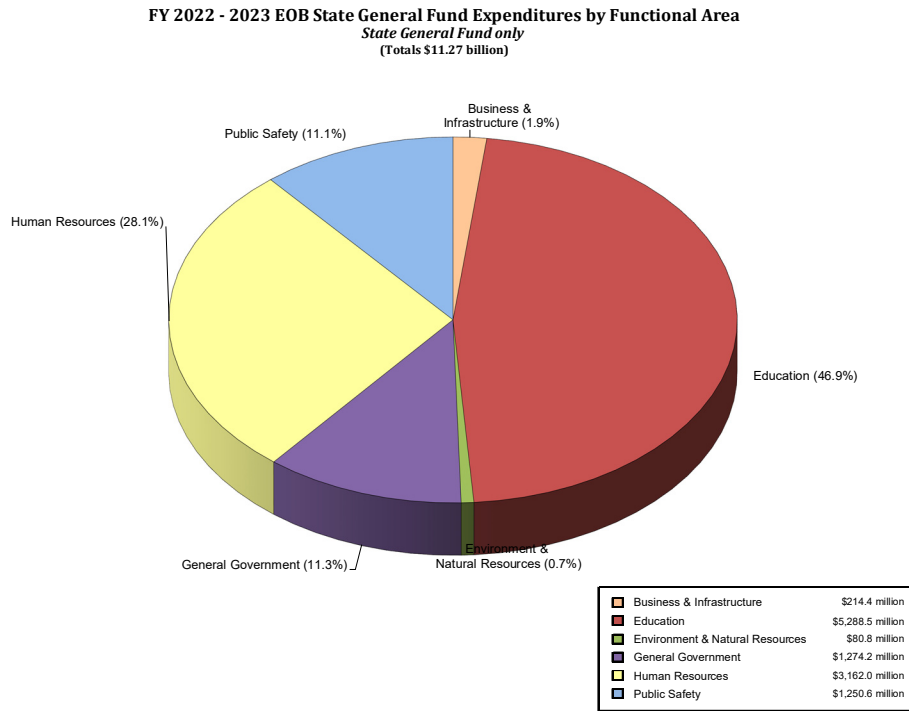
**Human Resources** includes: Health (and related Ancillary agencies); Department of Children and Family Services; Louisiana State University Health Science Center Health Care Services Division; Mental Health Advocacy Service; Veterans’ Affairs; and Drinking Water Revolving Loan Fund.

**Public Safety** includes: Corrections Services; Local Housing of State Adult Offenders; Youth Services; Local Housing of State Juvenile Offenders; Corrections Debt Service; Prison Enterprises; Public Safety Services (and related Ancillary agencies); Governor’s Office of Homeland Security and Emergency Preparedness; Military Affairs; Office of the Attorney General; District Attorneys & Assistant District Attorneys; Supplemental Pay to Law Enforcement Personnel; Louisiana Commission on Law Enforcement; Municipal Fire and Police Civil Service; State Police Commission; Two Percent Fire Insurance Fund; and Emergency Medical Services – Parishes & Municipalities.

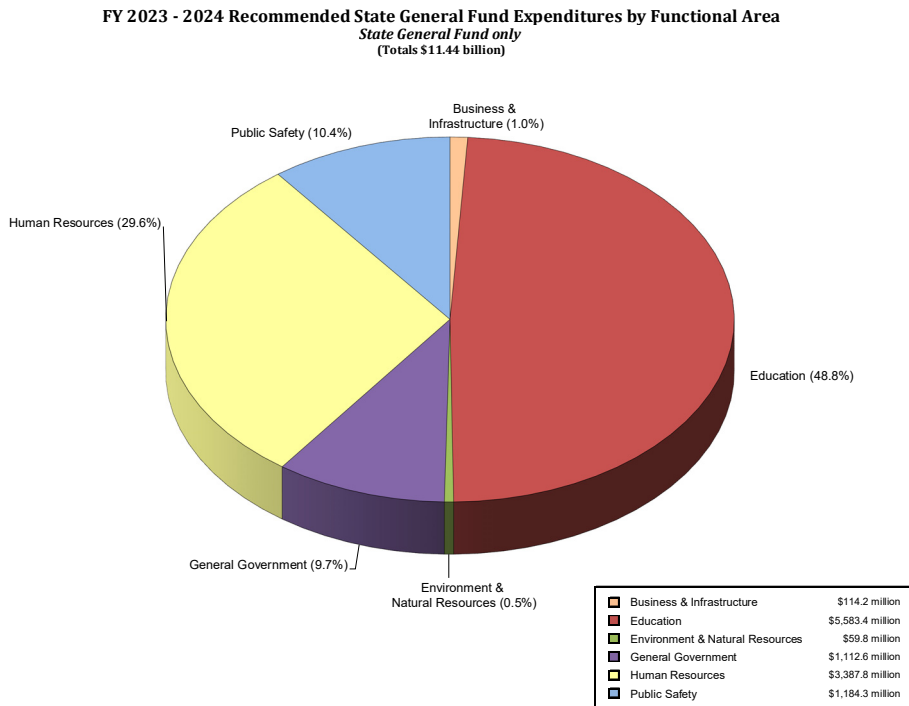
Note: Some departments and agencies encompass programs and activities that could be assigned to more than one functional area. Therefore, some of the assignments above do not follow strict budget schedule groupings but instead reflect primary mission or purpose of a department or agency.



## FY 2022-2023 EOB State General Fund Expenditures by Functional Area

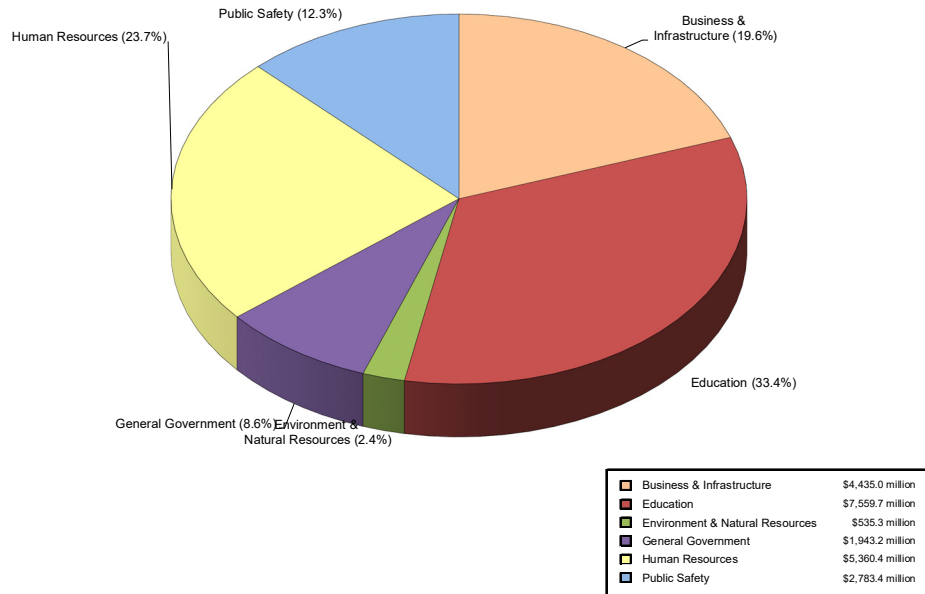


## FY 2023-2024 Recommended State General Fund Expenditures by Functional Area



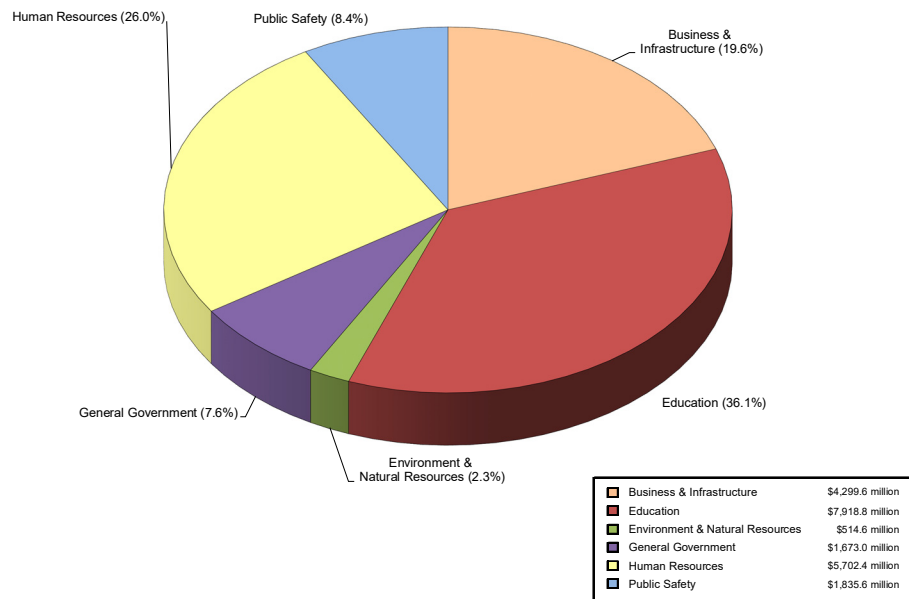
## FY 2022-2023 EOB State Funded Expenditures by Functional Area

FY 2022 - 2023 EOB State Funded Expenditures by Functional Area  
 State General Fund, Fees and Self-Generated Revenues, Statutory Dedications (Excluding Double-Counts)  
 (Totals \$22.62 billion)



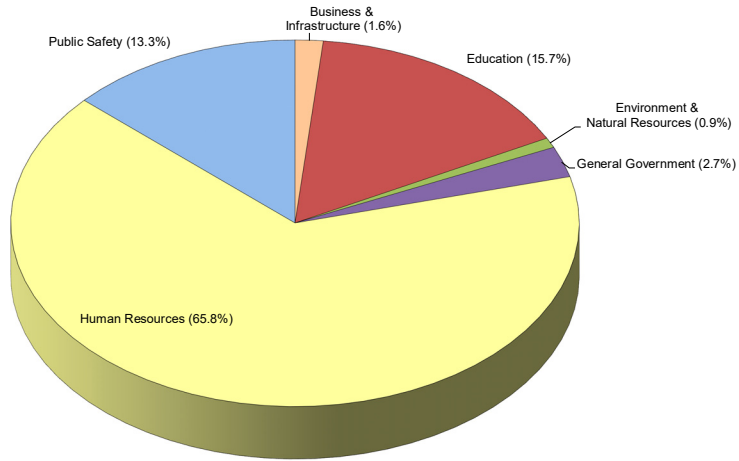
## FY 2023-2024 Recommended State Funded Expenditures by Functional Area

FY 2023 - 2024 Recommended State Funded Expenditures by Functional Area  
 State General Fund, Fees and Self-Generated Revenues, Statutory Dedications (Excluding Double-Counts)  
 (Totals \$21.94 billion)



## FY 2022-2023 EOB Federal Funded Expenditures by Functional Area

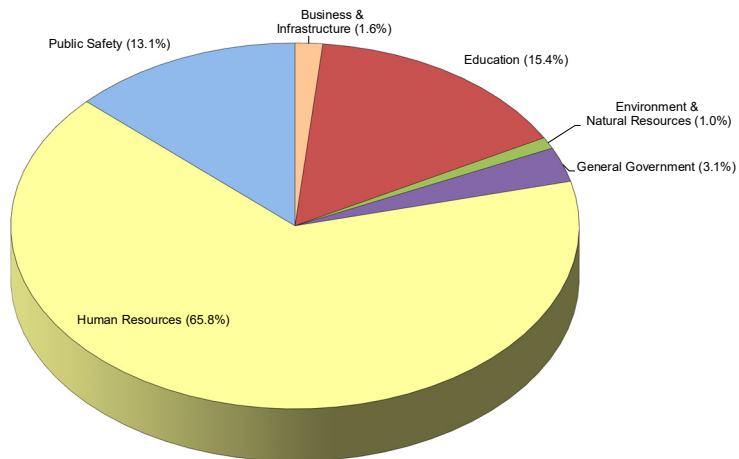
FY 2022 - 2023 EOB Federal Funded Expenditures by Functional Area  
Federal Funds only  
(Totals \$23.54 billion)



Business & Infrastructure	\$374.8 million
Education	\$3,705.4 million
Environment & Natural Resources	\$207.4 million
General Government	\$637.6 million
Human Resources	\$15,479.6 million
Public Safety	\$3,133.1 million

## FY 2023-2024 Recommended Federal Funded Expenditures by Functional Area

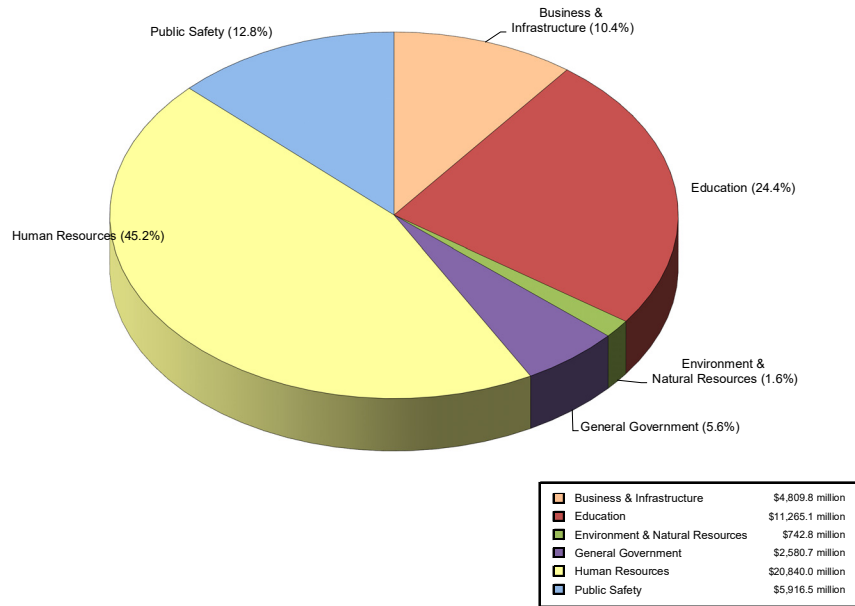
FY 2023 - 2024 Recommended Federal Funded Expenditures by Functional Area  
Federal Funds only  
(Totals \$23.75 billion)



Business & Infrastructure	\$371.7 million
Education	\$3,668.7 million
Environment & Natural Resources	\$240.6 million
General Government	\$728.1 million
Human Resources	\$15,631.2 million
Public Safety	\$3,114.3 million

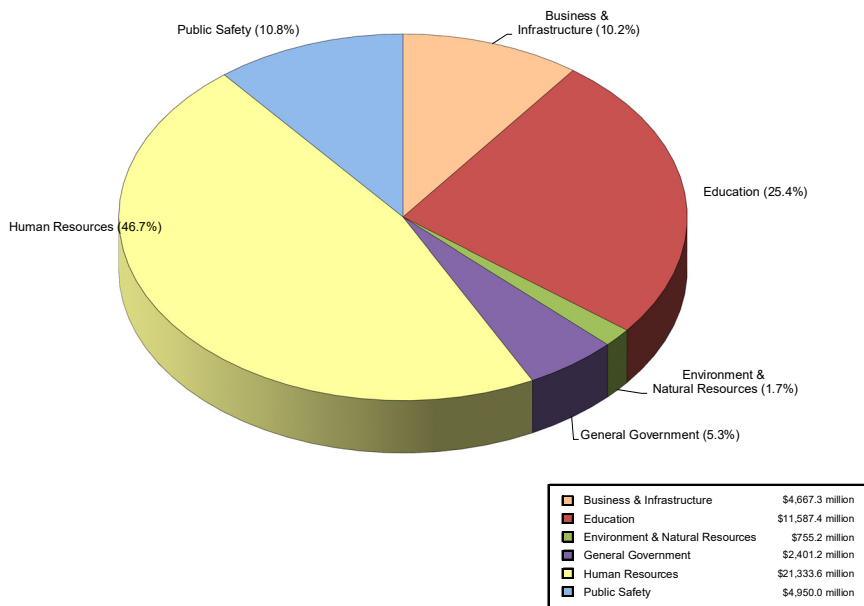
## FY 2022-2023 EOB Total Expenditures by Functional Area

FY 2022 - 2023 EOB Total Expenditures by Functional Area  
 All Means of Finance (Excluding Double-Counts)  
 (Totals \$46.15 billion)



## FY 2023-2024 Recommended Total Expenditures by Functional Area

FY 2023 - 2024 Recommended Total Expenditures by Functional Area  
 All Means of Finance (Excluding Double-Counts)  
 (Totals \$45.69 billion)





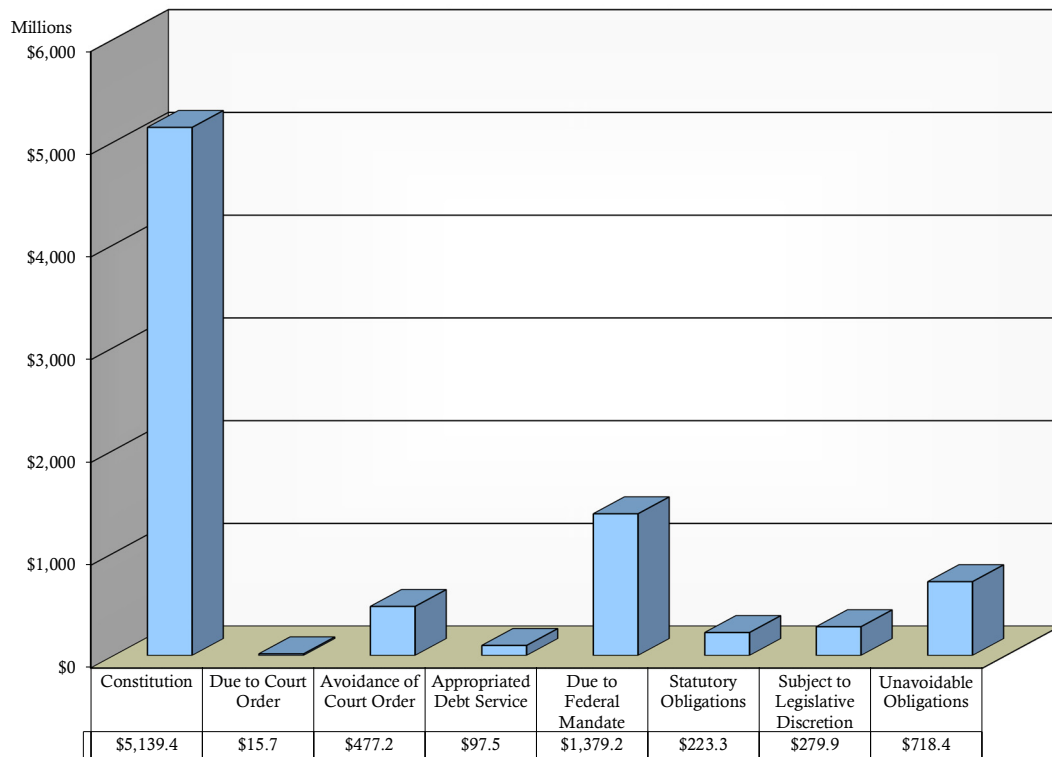
THIS PAGE INTENTIONALLY LEFT BLANK

# Statewide Discretionary and Non-Discretionary Expenditures

The majority of Louisiana’s State General Fund budget is considered non-discretionary. That is, certain expenditures must be funded because of constitutional or other mandates.

A breakout of non-discretionary expenditures is provided below.

**FY 2023 - 2024 Non-Discretionary Expenditures by Category**  
*State General Fund only*  
 (Totals \$8.33 billion)



NON-DISCRETIONARY EXPENDITURES (List of Examples)

**Required by the Constitution**

- Salary of Statewide Elected Officials
- Cost of elections and ballot printing
- Non-public School Textbooks and Minimum Foundation Program
- Parish Transportation and TIME Project funding
- Interim Emergency Board
- Pardon Board
- Revenue Sharing
- Debt Service - Net State Tax Supported Debt
- Severance tax dedication to parishes
- Parish Royalty Fund dedication to parishes
- Highway Fund # 2 dedications to Mississippi River Bridge Authority and Causeway Commission
- Supplemental Pay (Salaries for full-time local law enforcement and fire protection officers)
- Contributions to the state retirement systems for the unfunded accrued liability existing as of June 30, 1988

**Due to Court Order**

- Representation for mental health patients
- Medical care of some state prisoners

**Avoidance of Court Order**

- Various litigations involving community-based waiver options
- Elderly and disabled adult waiver litigation
- Instruction Special School Districts – Instruction - Juvenile Justice Settlement

**Needed to Pay Debt Service**

- Debt Service of state-owned buildings paid by Office of Facilities Corporation
- Rent in state-owned buildings paid by state agencies to Office of Facilities Corporation
- Corrections Debt Service – Louisiana Correctional Facilities Corporation
- Higher Education Debt Service and Maintenance

**Due to Federal Mandate**

- Mandatory Medicaid Services
- Federal Safe Drinking Water and Air Acts

**Needed for Statutory Obligations**

- District Attorney and Assistant District Attorneys' salaries
- Local Housing of State Adult Offenders
- Peace Officer Standards & Training reimbursement to local Law Enforcement agencies
- Parole Board
- Medical care of prisoners

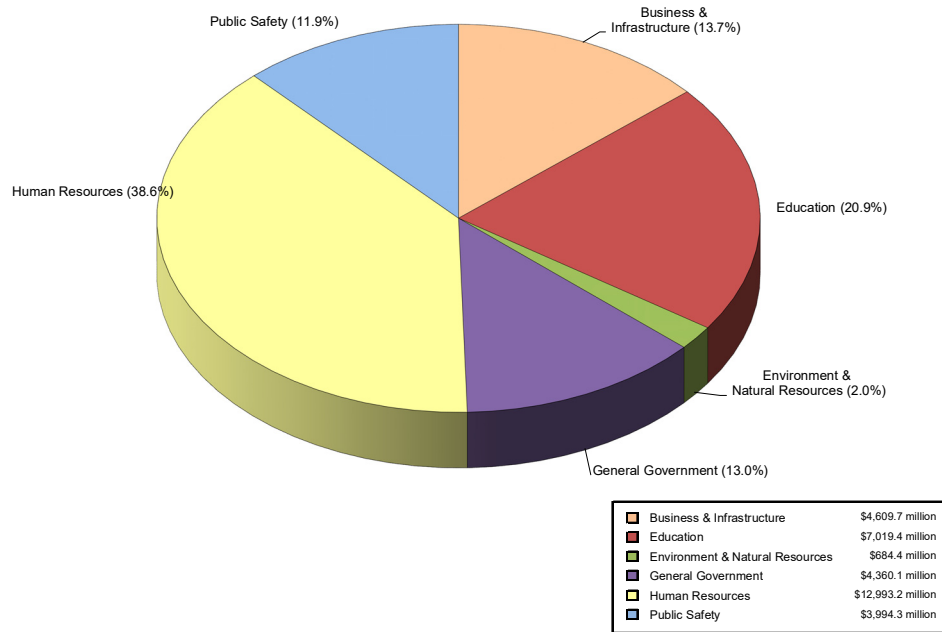
**Subject to Legislative Discretion**

- Legislative Expenses
- Judicial Expenses

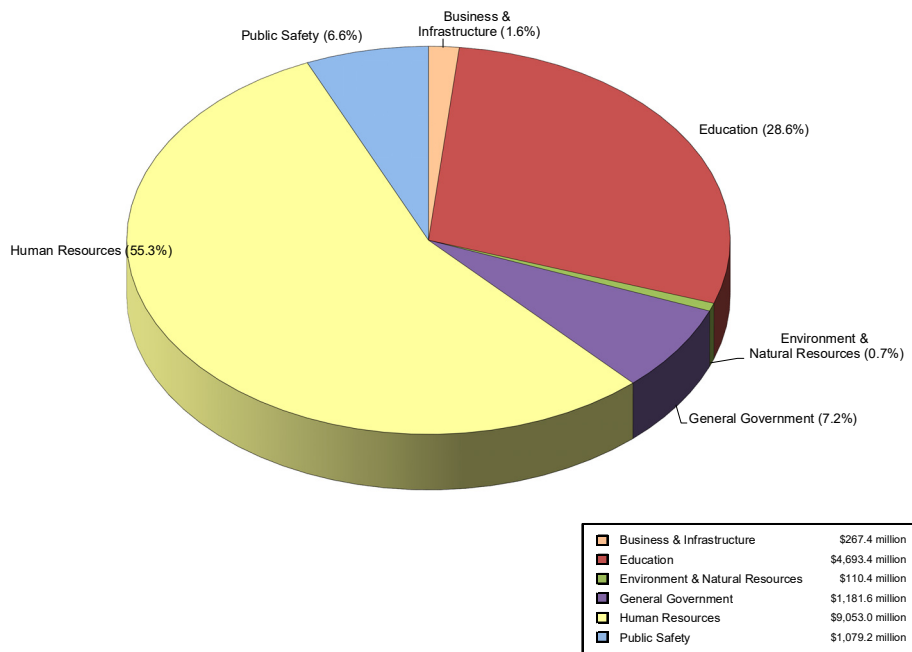
**Needed for Unavoidable Obligations**

- Group Benefits for Retirees
- Maintenance of State Buildings from state agencies to Division of Administration
- Legislative Auditor Fees
- Adult Probation and Parole – Field Services Program
- Family Preservation and Children Services offered by DCFS
- LDH-Eastern LA Mental Health System - Forensic Facility
- Corrections Services – Incarceration of adult inmates

**FY 2023 - 2024 Recommended Discretionary Expenditures by Functional Area**  
*All Means of Finance (Including Double-Counts)*  
 (Totals \$33.66 billion)



**FY 2023 - 2024 Recommended Non-Discretionary Expenditures by Functional Area**  
*All Means of Finance (Including Double-Counts)*  
 (Totals \$16.38 billion)





### Discretionary and Non-Discretionary Funding by Department

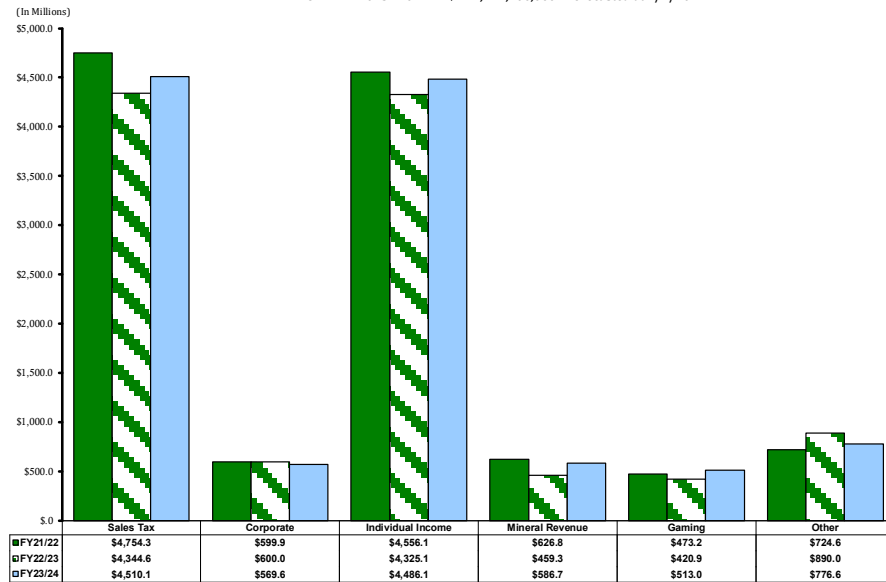
DEPT. NAME	Discretionary	Non-Discretionary	Total
Executive	\$4,719,370,910	\$111,820,109	\$4,831,191,019
Veterans	\$77,345,610	\$13,689,125	\$91,034,735
State	\$59,570,859	\$48,498,797	\$108,069,656
Justice	\$68,921,867	\$17,189,178	\$86,111,045
Lt. Governor	\$9,979,839	\$640,558	\$10,620,397
Treasury	\$11,107,552	\$2,349,361	\$13,456,913
Public Service	\$7,555,645	\$3,098,298	\$10,653,943
Agriculture & Forestry	\$65,686,326	\$18,854,835	\$84,541,161
Insurance	\$31,808,362	\$7,859,806	\$39,668,168
Economic Development	\$46,129,719	\$4,789,312	\$50,919,031
Culture, Rec. & Tourism	\$107,483,674	\$12,633,686	\$120,117,360
Trans. & Development	\$607,917,052	\$124,819,224	\$732,736,276
Corrections	\$132,450,821	\$567,599,472	\$700,050,293
Public Safety	\$451,669,992	\$81,792,568	\$533,462,560
Youth Services	\$143,318,706	\$22,251,163	\$165,569,869
Health & Hospitals	\$12,100,095,360	\$8,583,398,101	\$20,683,493,460
Children and Family Services	\$501,798,363	\$400,557,554	\$902,355,917
Natural Resources	\$162,869,349	\$11,520,732	\$174,390,081
Revenue	\$93,986,156	\$24,372,220	\$118,358,376
Environmental Quality	\$104,925,427	\$47,359,338	\$152,284,765
Labor	\$280,490,866	\$27,204,453	\$307,695,319
Wildlife & Fisheries	\$156,118,096	\$26,143,451	\$182,261,547
Civil Service	\$16,813,867	\$8,428,525	\$25,242,392
Retirement Systems	\$0	\$0	\$0
Higher Education	\$2,983,504,574	\$350,617,448	\$3,334,122,022
Other Education	\$56,778,917	\$41,238,418	\$98,017,335
Dept. of Education	\$3,979,074,315	\$4,257,593,161	\$8,236,667,476
Health Care Services Div.	\$50,959,664	\$24,206,445	\$75,166,109
Other Requirements	\$403,250,576	\$554,312,281	\$957,562,857
Ancillary	\$3,067,536,919	\$78,923,257	\$3,146,460,176
Non-Appropriated	\$0	\$592,928,001	\$592,928,001
Judicial App. Bill	\$0	\$198,517,464	\$198,517,464
Leg. App. Bill	\$0	\$119,657,231	\$119,657,231
Special Acts	\$0	\$0	\$0
Capital Outlay	\$3,162,563,712	\$0	\$3,162,563,712
<b>Total State</b>	<b>\$33,661,083,095</b>	<b>\$16,384,863,572</b>	<b>\$50,045,946,666</b>



# Historical Trends

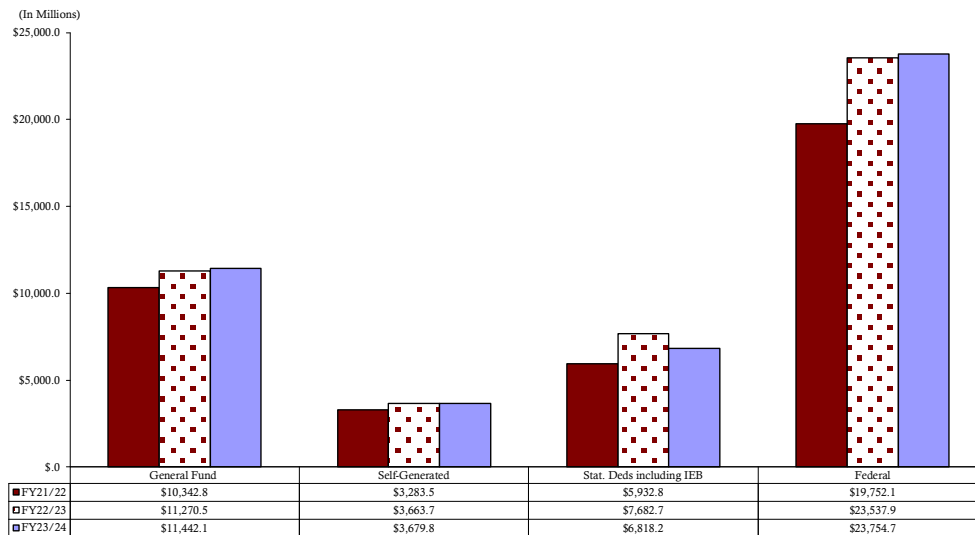
## State General Fund Revenue

TOTAL FY 2021 - 2022 \$ 11,734,880,000 Actuals  
 TOTAL FY 2022 - 2023 \$ 11,039,820,000 Budgeted at 12/01/22  
 TOTAL FY 2023 - 2024 \$ 11,442,100,000 Forecasted at 7/1/2022

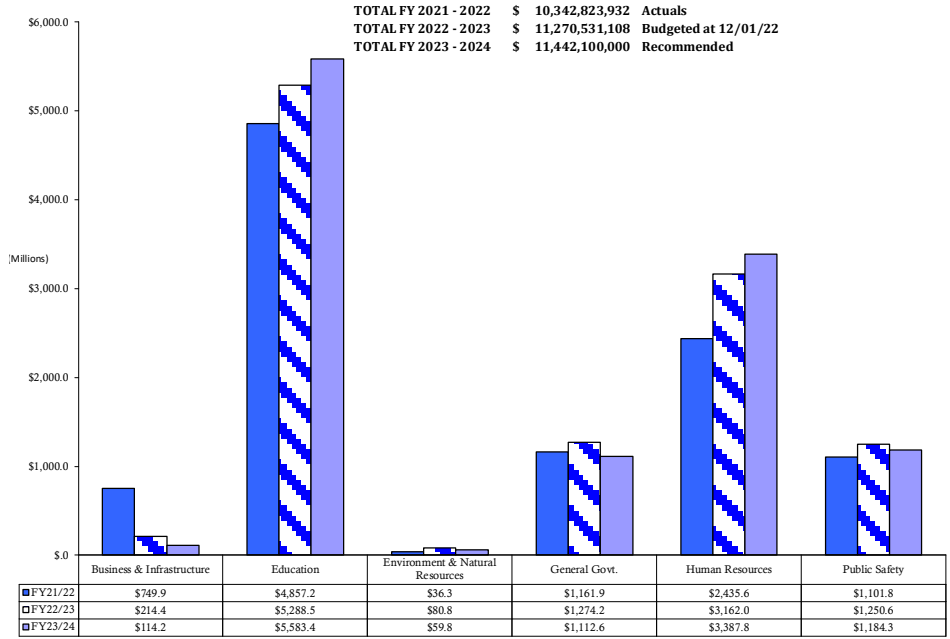


## Total Means of Financing (Excluding Double Counts)

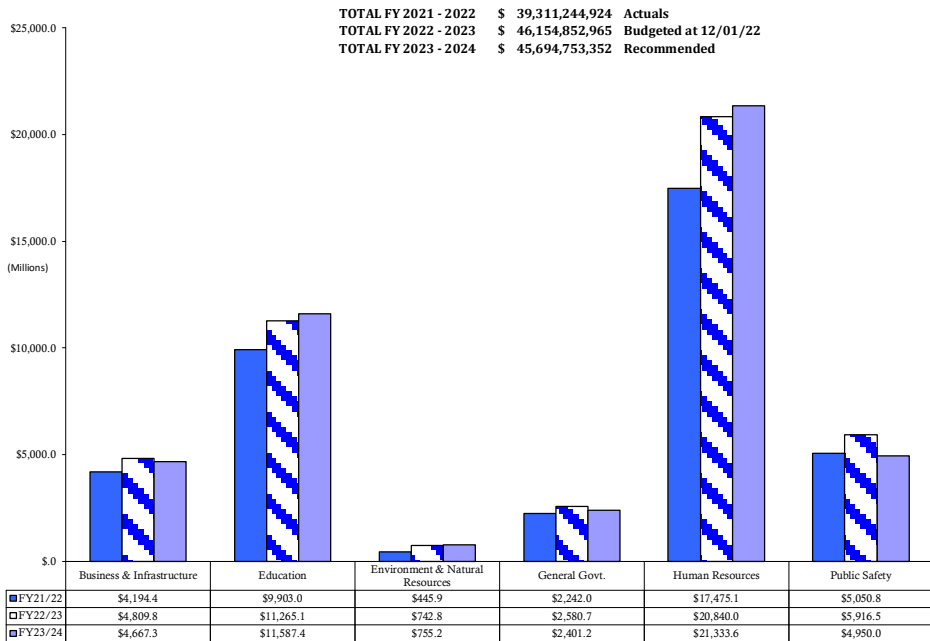
TOTAL FY 2021 - 2022 \$ 39,311,244,924 Actuals  
 TOTAL FY 2022 - 2023 \$ 46,154,852,965 Budgeted at 12/01/22  
 TOTAL FY 2023 - 2024 \$ 45,694,753,352 Recommended



**State General Fund Expenditures**  
(Excluding Double Counts)



**Total Expenditures**  
(Excluding Double Counts)





**Part Two:**  
**Budget**  
**Recommendation**  
**by Schedule**



THIS PAGE INTENTIONALLY LEFT BLANK

# Executive Department

## Department Description

Schedule 01 - Executive Department includes 15 budget units: Executive Office, Office of Indian Affairs, Office of the State Inspector General, Mental Health Advocacy Service, Louisiana Tax Commission, Division of Administration, Coastal Protection and Restoration Authority, Governor's Office of Homeland Security & Emergency Preparedness, Department of Military Affairs, Louisiana Public Defender Board, Louisiana Stadium and Exposition District, Louisiana Commission on Law Enforcement, Office of Elderly Affairs, Louisiana State Racing Commission, and Office of Financial Institutions.

## Department Budget Summary

Means of Finance & Positions	Existing Operating Budget (EOB) as of 12/01/22	Recommended FY 2023-2024	Recommended Over/(Under) EOB
State General Fund	\$338,884,560	\$247,316,309	(\$91,568,251)
Interagency Transfers	103,092,762	90,716,810	(12,375,952)
Fees & Self-generated	149,654,213	209,952,565	60,298,352
Statutory Dedications	1,289,208,089	410,455,922	(878,752,167)
Federal Funds	3,804,966,562	3,872,749,413	67,782,851
<b>Total</b>	<b>\$5,685,806,186</b>	<b>\$4,831,191,019</b>	<b>(\$854,615,167)</b>
Total Authorized Positions	2,148	2,178	30
Authorized Other Charges Positions	286	268	(18)

## 100-Executive Office

### Agency Description

The Executive Office provides general administration and support services required by the Governor, including staff for policy initiatives, executive counsel, finance and administration, constituent services, communications, coastal activities, and legislative affairs. In addition, the Office of Community Programs provides for outreach initiatives including the Commission on Human Rights, the Office of Disability Affairs, the Louisiana State Interagency Coordinating Council, the Drug Policy Board, Louisiana Youth for Excellence, the State Independent Living Council, and the Children's Cabinet.

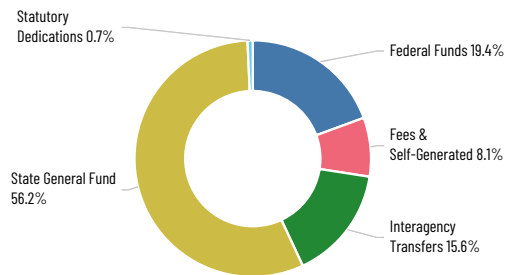




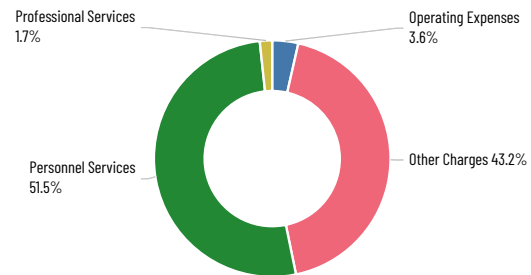
### Agency Budget Summary

Means of Finance & Positions	Existing Operating Budget (EOB) as of 12/01/22	Recommended FY 2023-2024	Recommended Over/(Under) EOB
State General Fund	\$10,524,393	\$11,861,586	\$1,337,193
Interagency Transfers	4,829,134	3,290,203	(1,538,931)
Fees & Self-generated	1,696,920	1,699,743	2,823
Statutory Dedications	150,000	150,000	0
Federal Funds	3,082,562	4,091,452	1,008,890
<b>Total</b>	<b>\$20,283,009</b>	<b>\$21,092,984</b>	<b>\$809,975</b>
Total Authorized Positions	88	88	0
Authorized Other Charges Positions	0	0	0

**Means of Finance :**



**Expenditures:**



### Budget Highlights

- The FY 2023-2024 Executive Budget includes \$1.5 million for the Louisiana Alliance of Children's Advocacy Centers. This includes a means of finance substitution of \$500,000 which provides State General Fund (Direct) to replace funds previously received from the Department of Children and Family Services (DCFS). The funding from DCFS was initially provided in FY 2021-2022 due to available funds from the Child Abuse Prevention and Treatment Act; however, this funding source will no longer be available in FY 2023-2024.
- The FY 2023-2024 Executive Budget includes \$838,200 for the Office of Rural Development. Act 199 of the 2022 Regular Session appropriated \$2 million State General Fund (Direct) in the Louisiana Department of Economic Development (LED) to support regional economic development activities statewide. In FY 2022-2023, a BA-7 was approved to move the funding from LED to the Executive Office's Office of Rural Development and add eight (8) regional director positions to support this activity. The FY 2023-2024 Executive Budget provides an increase of \$838,200 in State General Fund (Direct) and removes the \$2 million of Interagency Transfers budget authority, to provide continued funding for these positions and activities.
- An increase of \$600,000 in Federal funds for grant funding for the Louisiana Children's Trust Fund (LCTF) for child abuse and neglect prevention programs statewide.
- An increase of \$400,000 in Federal funds for grant funding for the Louisiana Youth for Excellence program (LYFE) to enhance the abstinence programs provided to the children of the state.



- An increase of \$960,000 in Interagency Transfers to receive funding from the Department of Children and Family Services to support the Governor's Office of Human Trafficking Prevention.
- An increase of \$65,000 in State General Fund (Direct) for the transitional cost associated with the administration change in FY 2023-2024.

## 101-Office of Indian Affairs

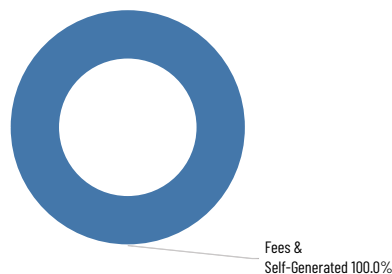
### Agency Description

The Office of Indian Affairs assists Louisiana American Indians in receiving education, realizing self-determination, improving the quality of life, and developing a mutual relationship between the state and the tribes.

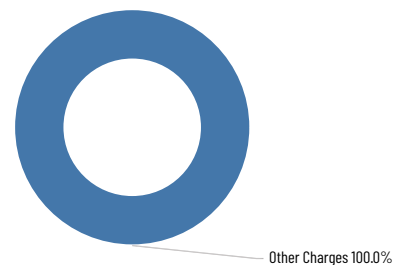
### Agency Budget Summary

Means of Finance & Positions	Existing Operating Budget (EOB) as of 12/01/22	Recommended FY 2023-2024	Recommended Over/(Under) EOB
State General Fund	\$0	\$0	\$0
Interagency Transfers	0	0	0
Fees & Self-generated	18,000	18,000	0
Statutory Dedications	2,500,000	0	(2,500,000)
Federal Funds	0	0	0
<b>Total</b>	<b>\$2,518,000</b>	<b>\$18,000</b>	<b>(\$2,500,000)</b>
Total Authorized Positions	1	1	0
Authorized Other Charges Positions	0	0	0

#### Means of Finance :



#### Expenditures:



### Budget Highlights

- A decrease of \$2.5 million in Statutory Dedications out of the Avoyelles Parish Local Government Gaming Mitigation Fund due to Act 605 of the 2022 Regular Session, which amended and reenacted R.S. 33:3005, so that monies in the fund are no longer subject to annual appropriation by the legislature and are sent by the treasurer directly to the Avoyelles Parish Police Jury.



## 102-Office of the State Inspector General

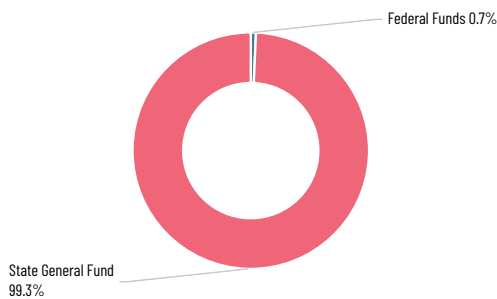
### Agency Description

The Office of the State Inspector General is a statutorily empowered law enforcement agency which investigates, detects, and prevents fraud, corruption, waste, inefficiencies, mismanagement, misconduct, and abuse in the executive branch of state government. The office's mission promotes a high level of integrity, efficiency, effectiveness, and economy in the operations of state government, increasing the general public's confidence and trust in state government.

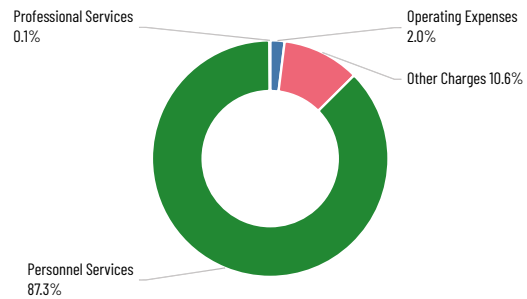
### Agency Budget Summary

Means of Finance & Positions	Existing Operating Budget (EOB) as of 12/01/22	Recommended FY 2023-2024	Recommended Over/(Under) EOB
State General Fund	\$2,433,407	\$2,297,713	(\$135,694)
Interagency Transfers	0	0	0
Fees & Self-generated	0	0	0
Statutory Dedications	0	0	0
Federal Funds	16,330	16,330	0
<b>Total</b>	<b>\$2,449,737</b>	<b>\$2,314,043</b>	<b>(\$135,694)</b>
Total Authorized Positions	15	15	0
Authorized Other Charges Positions	0	0	0

#### Means of Finance :



#### Expenditures:



## 103-Mental Health Advocacy Service

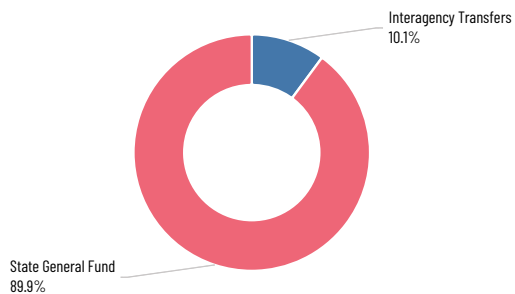
### Agency Description

The Mental Health Advocacy Service (MHAS) provides trained representation to every adult and juvenile patient in mental health treatment facilities in Louisiana at all stages of the civil commitment process and ensures that the legal rights of all persons with mental disabilities are protected. MHAS also provides legal representation to children in child protection cases in Louisiana.

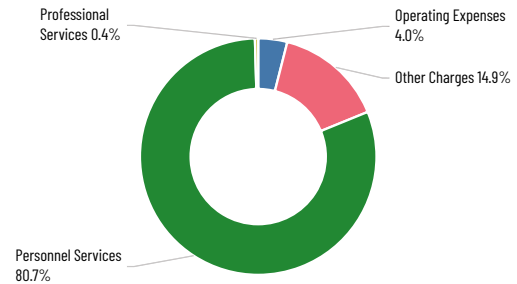
## Agency Budget Summary

Means of Finance & Positions	Existing Operating Budget (EOB) as of 12/01/22	Recommended FY 2023-2024	Recommended Over/(Under) EOB
State General Fund	\$5,333,985	\$5,959,206	\$625,221
Interagency Transfers	659,555	672,055	12,500
Fees & Self-generated	0	0	0
Statutory Dedications	0	0	0
Federal Funds	0	0	0
<b>Total</b>	<b>\$5,993,540</b>	<b>\$6,631,261</b>	<b>\$637,721</b>
Total Authorized Positions	45	47	2
Authorized Other Charges Positions	6	6	0

### Means of Finance :



### Expenditures:



## Budget Highlights

- The FY 2023-2024 Executive Budget includes funding to create and staff a new office in Monroe, which will allow the agency to have a presence in northeast Louisiana and better provide representation to individuals in this region. This includes an additional \$12,016 in State General Fund (Direct) for office space and \$130,944 in State General Fund (Direct) for one (1) authorized T.O. position and associated funding.
- An increase of \$61,000 in State General Fund (Direct) and one (1) authorized T.O. position to assist with administrative functions in the Baton Rouge office.
- An increase of \$25,000, including \$12,000 in State General Fund (Direct) and \$12,500 in Interagency Transfers for ongoing training of staff and two (2) conflict panels of attorneys in child welfare and mental health cases. This will ensure a pool of outside counsels to provide legal representation on behalf of the agency in the event of a conflict of interest.
- An increase of \$235,497 in State General Fund (Direct) to provide funding for five (5) When Actually Employed (WAE) positions due to the increase in caseloads.

## 106-Louisiana Tax Commission

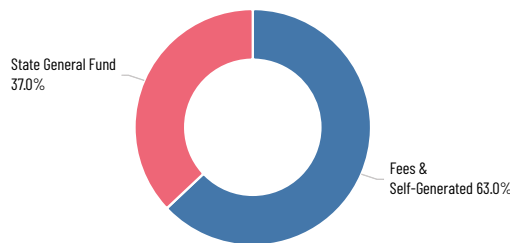
### Agency Description

The Louisiana Tax Commission (LTC) reviews and certifies the parish assessment rolls and acts as an appellate body for appeals by assessors, taxpayers, and tax recipient bodies after actions by parish review boards. LTC also provides guidelines for assessment of all classifications of property and performs and reviews appraisals or assessments, and where necessary, modifies (or orders reassessment) to ensure uniformity and fairness. LTC assesses public service property, as well as valuation of banks and insurance companies, and provides assistance to assessors.

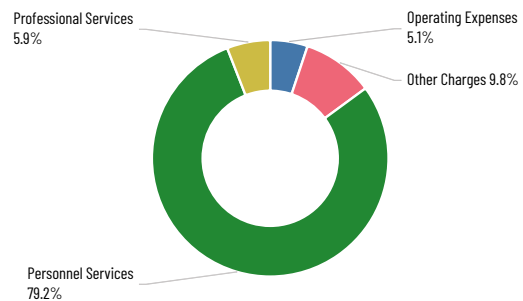
### Agency Budget Summary

Means of Finance & Positions	Existing Operating Budget (EOB) as of 12/01/22	Recommended FY 2023-2024	Recommended Over/(Under) EOB
State General Fund	\$2,157,964	\$1,968,912	(\$189,052)
Interagency Transfers	0	0	0
Fees & Self-generated	3,282,895	3,348,704	65,809
Statutory Dedications	0	0	0
Federal Funds	0	0	0
<b>Total</b>	<b>\$5,440,859</b>	<b>\$5,317,616</b>	<b>(\$123,243)</b>
Total Authorized Positions	36	36	0
Authorized Other Charges Positions	0	0	0

#### Means of Finance :



#### Expenditures:



### Budget Highlights

- A reduction of \$50,000 in Fees and Self-generated Revenue for When Actually Employed (WAEs) staff to align the agency's budget to projected expenditures.

## 107-Division of Administration

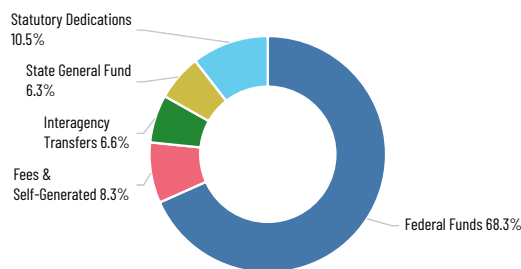
### Agency Description

The Division of Administration is comprised of three programs: the Executive Administration program, the Community Development Block Grant (CDBG) program, and the Auxiliary Account. The Executive Administration program provides centralized administrative and support services (including financial, accounting, human resource, fixed asset management, payroll, and training services) to state agencies and the state as a whole by developing, promoting, and implementing executive policies and legislative mandates. The CDBG program awards and administers financial assistance in federally designated eligible areas of the state in order to further develop communities by providing decent housing and a suitable living environment while expanding economic opportunities principally for persons of low to moderate income. The Auxiliary Account provides services to other agencies and programs which are supported through charging of those services entities including CDBG Revolving Funds, Louisiana Equipment Acquisitions Fund (LEAF), State Buildings Repairs and Major Maintenance Fund, Pentagon Courts, State Register, and Cash and Travel Management.

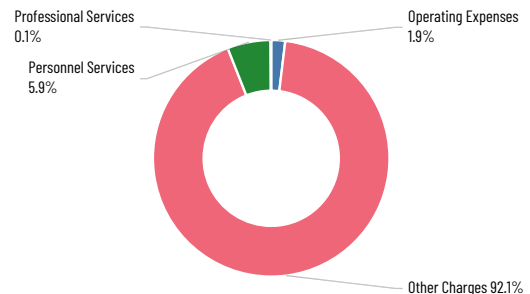
### Agency Budget Summary

Means of Finance & Positions	Existing Operating Budget (EOB) as of 12/01/22	Recommended FY 2023-2024	Recommended Over/(Under) EOB
State General Fund	\$61,531,957	\$66,174,219	\$4,642,262
Interagency Transfers	71,719,062	68,680,419	(3,038,643)
Fees & Self-generated	36,693,600	86,825,460	50,131,860
Statutory Dedications	110,130,000	110,130,000	0
Federal Funds	626,164,816	715,844,245	89,679,429
<b>Total</b>	<b>\$906,239,435</b>	<b>\$1,047,654,343</b>	<b>\$141,414,908</b>
Total Authorized Positions	509	520	11
Authorized Other Charges Positions	42	42	0

#### Means of Finance :



#### Expenditures:



### Budget Highlights

- An increase of \$1.5 million in State General Fund (Direct) for the LaGov system for enhancements associated with Vendor Payment Offset Payments, broadband grants, and the Louisiana Children's Health Insurance Program (LaChip).

- The FY 2023-2024 Executive Budget contains \$190.39 million for the Office of Broadband Development and Connectivity. This includes continued funding of \$90 million in Statutory Dedications out of the Granting Unserved Municipality Broadband Opportunities Fund (GUMBO) for broadband access in rural and disadvantaged parishes. Also included is an increase of \$100 million in Federal Funds to receive Broadband Equity, Access, and Deployment (BEAD) funds from the Bipartisan Infrastructure Law to provide grants to expand high speed internet in rural areas. Additionally, there is an increase of \$391,406 in State General Fund (Direct) and three (3) authorized T.O. for program manager positions in the Office of Broadband Development and Connectivity.
- An increase of \$132,808 in State General Fund (Direct) and one (1) authorized T.O. position for the Office of General Counsel to assist the Office of Broadband and Connectivity by providing transactional and litigation support.
- The FY 2023-2024 Executive Budget includes \$13.15 million of Federal Funds for the Governor's Emergency Education Relief (GEER). This includes a reduction of \$9.8 million in Federal Funds associated with grant awards from the GEER Fund provided through the Coronavirus Aid, Relief, and Economic Security (CARES) Act.
- An increase of \$951,134 in Fees and Self-generated Revenue and seven (7) authorized T.O. positions for the Office of State Lands due to an increase in workload.
- An increase of \$44.7 million in Fees and Self-generated Revenue program income to provide for Katrina, Rita, Gustav, and Ike recovery programs closeout expenditures.
- An increase of \$5 million in Fees and Self-generated Revenue to receive funding transferred from the Office of Community Development, Disaster Recovery Unit to the Community Development Block Grant state program to support eligible public infrastructure and existing affordable housing.

## **109-Coastal Protection & Restoration Authority**

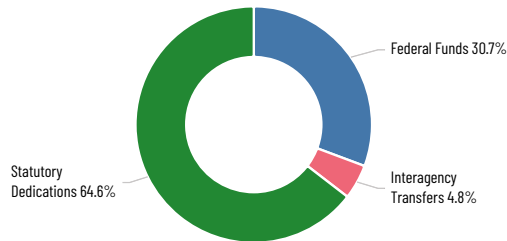
### **Agency Description**

The Coastal Protection and Restoration Authority Board is comprised of agency heads from numerous state offices and regional representatives. It is designed to be the public venue to develop and approve coastal policies and budgets focused on hurricane protection and coastal restoration efforts. The board was established to achieve integrated coastal protection for Louisiana through the articulation of a clear statement of priorities, policies and funding. The Coastal Protection and Restoration Authority (CPRA) is working closely with other entities on coastal issues, including the state legislature, the Governor's Advisory Commission on Coastal Protection, Restoration and Conservation, and the Division of Administration's Disaster Recovery Unit within the Office of Community Development. Through the Implementation Program, the CPRA will develop, implement and enforce the coastal protection and restoration Master Plan, which will lead to a safe and sustainable coast that will protect communities, the nation's critical energy infrastructure, and Louisiana's natural resources.

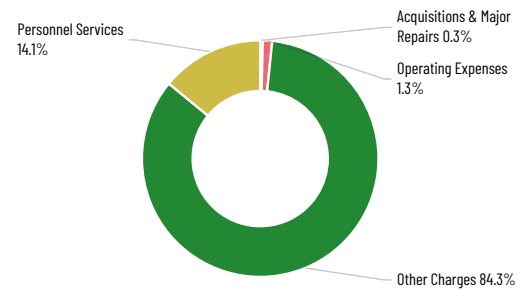
## Agency Budget Summary

Means of Finance & Positions	Existing Operating Budget (EOB) as of 12/01/22	Recommended FY 2023-2024	Recommended Over/(Under) EOB
State General Fund	\$8,783,639	\$0	(\$8,783,639)
Interagency Transfers	7,956,160	8,432,420	476,260
Fees & Self-generated	0	0	0
Statutory Dedications	122,716,644	114,445,957	(8,270,687)
Federal Funds	56,103,542	54,418,161	(1,685,381)
<b>Total</b>	<b>\$195,559,985</b>	<b>\$177,296,538</b>	<b>(\$18,263,447)</b>
Total Authorized Positions	185	186	1
Authorized Other Charges Positions	7	6	(1)

### Means of Finance :



### Expenditures:



## Budget Highlights

- An adjustment to align expenditures associated with projects contained in the Louisiana Comprehensive Master Plan for a Sustainable Coast including a decrease to Statutory Dedications out of the Coastal Protection and Restoration Fund by \$9.42 million and the Natural Resource Restoration Trust Fund by \$3.97 million.
- Various non-recurring adjustments include:
  - Carryforward adjustment of \$8.78 million in State General Fund (Direct) for expenses obligated in FY 2021-2022, but not liquidated prior to the close of the fiscal year.
  - One-time funding in the amount of \$317,330 in Statutory Dedications out of the Coastal Protection and Restoration Fund for IT acquisitions.

# 111-Governor's Office of Homeland Security and Emergency Preparedness

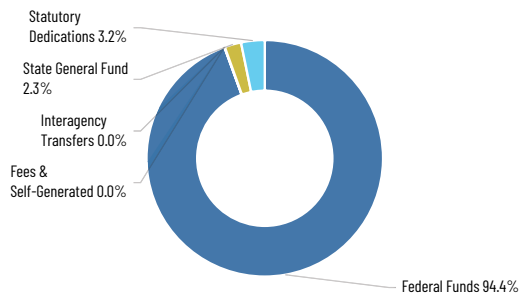
## Agency Description

The Governor's Office of Homeland Security and Emergency Preparedness (GOHSEP) assists state and local governments with preparing for, responding to, and recovering from natural and manmade disasters by coordinating activities between local governments, state and federal entities. GOHSEP serves as the state's emergency operations center during emergencies and provide resources and training relating to homeland security and emergency preparedness. GOHSEP serves as the grant administrator for all FEMA and homeland security funds disbursed within the state.

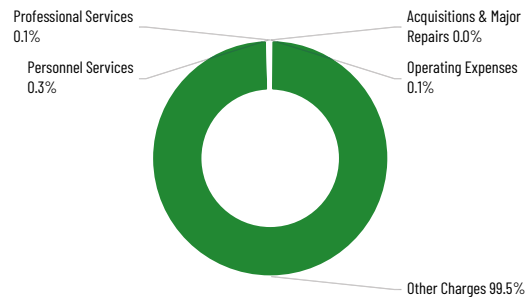
## Agency Budget Summary

Means of Finance & Positions	Existing Operating Budget (EOB) as of 12/01/22	Recommended FY 2023-2024	Recommended Over/(Under) EOB
State General Fund	\$155,398,101	\$70,843,906	(\$84,554,195)
Interagency Transfers	801,087	801,087	0
Fees & Self-generated	1,265,396	1,265,396	0
Statutory Dedications	969,927,686	101,000,000	(868,927,686)
Federal Funds	2,963,307,894	2,958,456,033	(4,851,861)
<b>Total</b>	<b>\$4,090,700,164</b>	<b>\$3,132,366,422</b>	<b>(\$958,333,742)</b>
Total Authorized Positions	64	100	36
Authorized Other Charges Positions	227	210	(17)

Means of Finance :



Expenditures:



## Budget Highlights

- A net increase of \$37.78 million in State General Fund (Direct) for the Cyber Assurance program, which is a multi-agency partnership between the Department of Military Affairs, Governor's Office of Homeland Security and Emergency Preparedness, Louisiana State Police, and Office of Technology Services for cybersecurity operations. Funding will provide for the following:
  - \$3.43 million of State General Fund (Direct) and six (6) T.O. positions for the Cyber Assurance Program within GOHSEP, which includes funding of \$1.70 million for the state's cost share of the Federal State and Local Cybersecurity Grant Program (SLCGP).
  - \$34.46 million of State General Fund (Direct) to fund the costs to develop, operate, and staff the Cyber Assurance Program within the Office of Technology Services (OTS).

- An increase of \$8.97 million in State General Fund (Direct) and 11 T.O. positions to create the Louisiana School Safety Center/Program to promote and support a whole community approach to school safety across the state. This will provide funding of \$1.11 million in personnel and associated costs, \$5 million to provide grants to eligible schools and nonprofits organizations to defray the cost of school safety security enhancements, \$2.60 million for subscription costs of two (2) school safety mobile applications- an anonymous reporting app and a panic button app- that are available free of charge to schools throughout the state, and \$256,310 for Louisiana State Police to administer the these applications.
- An increase of \$1.45 million in State General Fund (Direct) to provide for an increase in costs and maintenance to the Louisiana Wireless Information Network (LWIN). This will provide for ongoing operating and maintenance costs of \$231,913 and one-time Acquisitions and Major Repairs of \$1.21 million. The total amount recommended for LWIN in FY 2023-2024 is \$14.16 million.
- An increase of \$773,261 in State General Fund (Direct) and two (2) T.O. positions for the Non-Congregate Sheltering (NCS) program. This will provide funding of \$173,261 in personnel costs and \$600,000 for the maintenance of the state's supply of travel trailers that will be ready for immediate distribution after a disaster.
- A reduction of \$350 million of Statutory Dedications out of the Water Sector Fund for repairs, improvements, and consolidation of water and sewerage systems and repairs and improvements necessitated by storm water. The total amount recommended for the Water Sector Fund in FY 2023-2024 is \$100 million.
- Various non-recurring adjustments include:
  - A carryforward of \$139.33 million in State General Fund (Direct) and \$1.50 million in Statutory Dedications out of the Louisiana Rescue Plan Fund for contractual obligations and items appropriated in the Supplemental Bill, Act 170 of the 2022 Regular Session, that could not be completed prior to the close of FY 2021-2022.
  - \$77,546 of State General Fund (Direct) for two (2) vehicles.
  - \$6.87 million of Statutory Dedications out of the Emergency Communications Interoperability Fund for the Louisiana Wireless Interoperability Network (LWIN) Statewide Infrastructure Connectivity Ethernet Upgrade.
  - \$500 million of Statutory Dedications out of the Louisiana Rescue Plan Fund for the Clearing Account of the Unemployment Trust Fund.

## 112-Department of Military Affairs

### Agency Description

The Department of Military Affairs is comprised of three (3) programs including the Military Affairs program, the Education program, and the Auxiliary Account. The Military Affairs Program was created to reinforce the Armed Forces of the United States and to be available for the security and emergency needs of the State of Louisiana. The program provides organized, trained and equipped units to execute assigned state and federal missions. The Education program provides alternative education opportunities

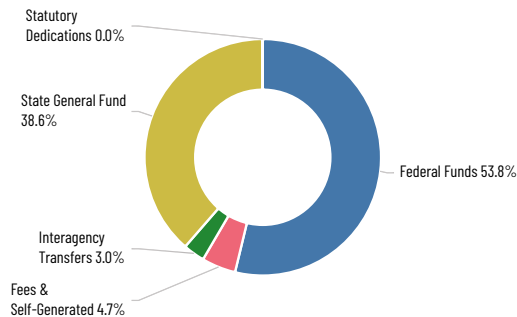


for selected at-risk youth through the following activities: the Youth Challenge Program (Camp Beauregard, the Gillis W. Long Center, and Camp Minden), STARBASE (Camp Beauregard, Jackson Barracks, and Rosedale - Iberville Parish), and the Job Challenge Program (the Gillis W. Long Center). The Auxiliary Account provides essential quality of life services to Military Members, Youth Challenge and Job Challenge students, employees and tenants of our installations.

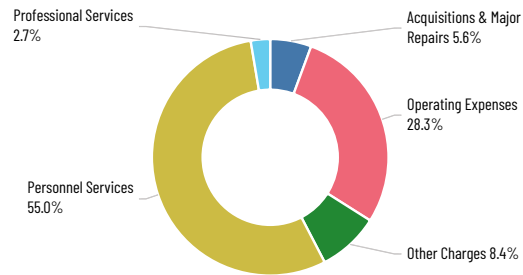
### Agency Budget Summary

Means of Finance & Positions	Existing Operating Budget (EOB) as of 12/01/22	Recommended FY 2023-2024	Recommended Over/(Under) EOB
State General Fund	\$49,606,705	\$49,094,747	(\$511,958)
Interagency Transfers	11,813,941	3,757,196	(8,056,745)
Fees & Self-generated	6,874,130	5,929,747	(944,383)
Statutory Dedications	50,000	50,000	0
Federal Funds	76,467,706	68,440,139	(8,027,567)
<b>Total</b>	<b>\$144,812,482</b>	<b>\$127,271,829</b>	<b>(\$17,540,653)</b>
Total Authorized Positions	880	860	(20)
Authorized Other Charges Positions	4	4	0

#### Means of Finance :



#### Expenditures:



### Budget Highlights

- An increase of \$875,000 in State General Fund (Direct) and decrease of \$3.43 million in Federal Funds for the 25% state match for the Job Challenge Program (JCP). The JCP will transition from the Department of Labor's 100% federally funded pilot program to the National Guard Bureau (NGB) Youth Program with a 75% Federal/ 25% State cost share on July 1, 2023. The reduction in Federal budget authority and T.O. positions are to align the agency's budget under NGB Youth Program, which is funded at a lower enrollment target of 100 cadets annually.
- An increase of \$4.25 million in State General Fund (Direct) to fully fund the Cyber Assurance Office, which includes funding for personnel and operating costs.
- An increase of \$855,689 for increases in electric and gas utilities. The increase is comprised of \$266,280 in State General Fund (Direct), \$23,015 in Interagency Transfers, \$6,572 Fees and Self-generated Revenues, and \$529,822 in Federal Funds.
- An increase of \$138,000 in State General Fund (Direct) for the annual maintenance of the agency's stock of 69 emergency generators.



- An increase of \$115,916 in State General Fund (Direct) for the annual ground maintenance at the Chennault - Lake Charles Readiness Center.
- An increase of \$100,000 in State General Fund (Direct) for building materials to construct a new operational building at the Regional Staging Area (RSA) in Roseland, La. The new building will replace current facilities and increase staging and response capabilities in the RSA by 25%.
- An increase of \$48,300 in State General Fund (Direct) for annual subscription of the Intregrify software, an automated workflow system to aid in the management of the agency's procurement process. This will allow for an efficient, centralized system to process and track the workflow through the multi-departments approval process.
- An increase of \$22,750 in State General Fund (Direct) for the annual maintenance of the agency's fleet of 50 Search and Rescue (SAR) Gator Boats by an authorized dealer.
- Non-recurring adjustments include:
  - Acquisitions and Major Repairs of \$7.46 million. This adjustment is comprised of \$1.53 million State General Fund (Direct), \$1.70 million Fees and Self-generated Revenue, and \$4.22 million Federal Funds.
  - A carryforward adjustment totaling \$21.41 million for expenses obligated in FY 2021-2022, but not liquidated prior to the close of the fiscal year. This adjustment is comprised of \$5.52 million State General Fund (Direct), \$6.86 million Interagency Transfers, \$449,151 Fees and Self-generated Revenue, and \$8.59 million Federal Funds.

## 116-Louisiana Public Defender Board

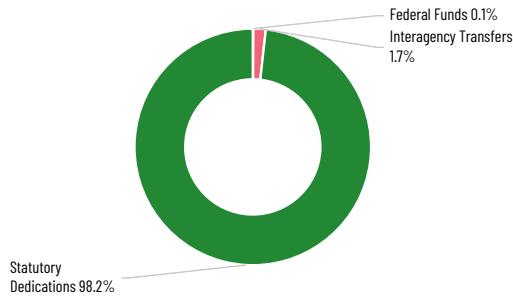
### Agency Description

The Louisiana Public Defender Board (LPDB) seeks to improve the criminal justice system and the quality of criminal defense services provided to individuals through a community-based delivery system and ensure equal justice for all citizens without regard to race, color, religion, age, sex, national origin, political affiliation or disability. LPDB guarantees the respect for personal rights of individuals charged with criminal or delinquent acts and upholds the highest ethical standards of the legal profession. In addition, the LPDB provides legal representation to all indigent parents in Child in Need of Care (CINC) cases statewide.

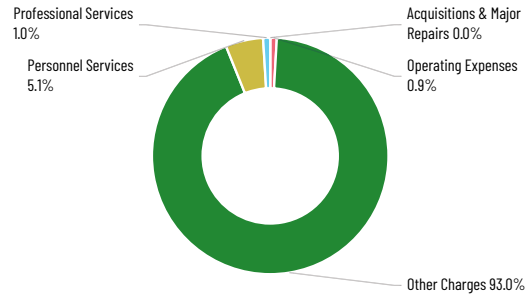
### Agency Budget Summary

Means of Finance & Positions	Existing Operating Budget (EOB) as of 12/01/22	Recommended FY 2023-2024	Recommended Over/(Under) EOB
State General Fund	\$3,235,495	\$0	(\$3,235,495)
Interagency Transfers	800,000	813,054	13,054
Fees & Self-generated	0	0	0
Statutory Dedications	46,335,164	47,312,791	977,627
Federal Funds	149,707	38,000	(111,707)
<b>Total</b>	<b>\$50,520,366</b>	<b>\$48,163,845</b>	<b>(\$2,356,521)</b>
Total Authorized Positions	17	17	0
Authorized Other Charges Positions	0	0	0

**Means of Finance :**



**Expenditures:**



**Budget Highlights**

- A means of finance substitution of \$979,680 reducing State General Fund (Direct) and increasing Statutory Dedications out of the Louisiana Public Defender Fund.
- An adjustment to non-recur a carryforward of \$2.26 million in State General fund (Direct), \$127,333 in Statutory Dedications out of the Louisiana Public Defender Fund, and \$1,291 in Federal Funds.

**124-Louisiana Stadium and Exposition District**

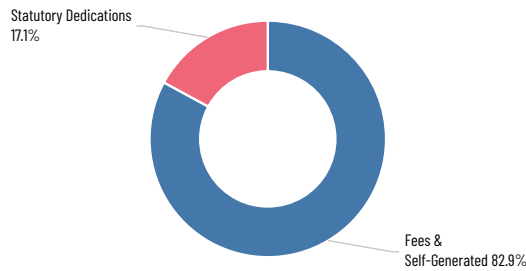
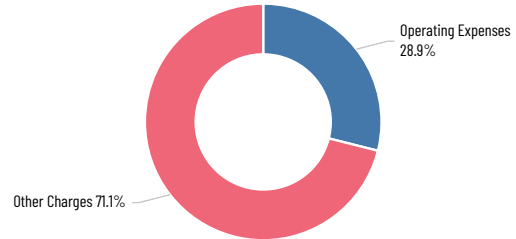
**Agency Description**

The Louisiana Stadium and Exposition District provides for the operations of the Caesars Superdome and the Smoothie King Center.

**Agency Budget Summary**

Means of Finance & Positions	Existing Operating Budget (EOB) as of 12/01/22	Recommended FY 2023-2024	Recommended Over/(Under) EOB
State General Fund	\$0	\$0	\$0
Interagency Transfers	0	0	0
Fees & Self-generated	78,596,501	88,404,327	9,807,826
Statutory Dedications	17,930,430	18,199,331	268,901
Federal Funds	0	0	0
<b>Total</b>	<b>\$96,526,931</b>	<b>\$106,603,658</b>	<b>\$10,076,727</b>
Total Authorized Positions	0	0	0
Authorized Other Charges Positions	0	0	0



**Means of Finance :****Expenditures:****Budget Highlights**

- An increase of \$9.89 million in Fees and Self-generated Revenue budget authority to align expenditures with projected revenue collections for hotel occupancy taxes, event rentals, concessions, merchandise, and parking.
- A decrease of \$730,669 in Statutory Dedications out of the New Orleans Sports Franchise Assistance Fund based on the Revenue Estimating Conference (REC) forecast adopted on Dec. 15, 2022.

## 129-Louisiana Commission on Law Enforcement and the Administration of Criminal Justice

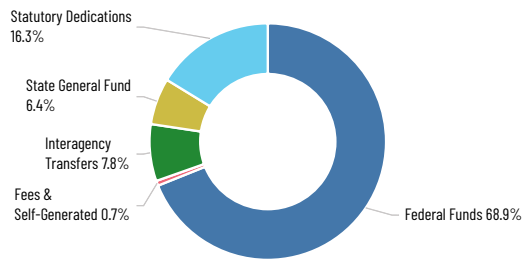
**Agency Description**

The Louisiana Commission on Law Enforcement (LCLE) is comprised of two programs: the Federal program and the State program. The Federal program advances the overall agency mission through the effective administration of federal formula and discretionary grant programs as may be authorized by Congress to support the development, coordination, and when appropriate, implementation of broad system-wide programs, and by assisting in the improvement of the state's criminal justice community through the funding of innovative, essential, and needed initiatives at the state and local level. The State program advances the overall agency mission through the effective administration of state programs as authorized, to assist in the improvement of the state's criminal justice community through the funding of innovative, essential, and needed criminal justice initiatives at the state and local levels. LCLE also provides leadership and coordination of multi-agency efforts in those areas directly relating to the overall agency mission.

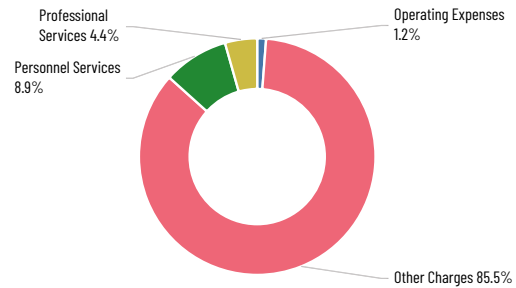
### Agency Budget Summary

Means of Finance & Positions	Existing Operating Budget (EOB) as of 12/01/22	Recommended FY 2023-2024	Recommended Over/(Under) EOB
State General Fund	\$3,881,254	\$3,493,909	(\$387,345)
Interagency Transfers	4,513,823	4,270,376	(243,447)
Fees & Self-generated	373,086	371,273	(1,813)
Statutory Dedications	9,237,196	8,929,425	(307,771)
Federal Funds	45,170,191	37,852,300	(7,317,891)
<b>Total</b>	<b>\$63,175,550</b>	<b>\$54,917,283</b>	<b>(\$8,258,267)</b>
Total Authorized Positions	42	42	0
Authorized Other Charges Positions	0	0	0

**Means of Finance :**



**Expenditures:**



### Budget Highlights

- A decrease of \$289,243 in Statutory Dedications out of the Tobacco Tax Health Care Fund based on the Revenue Estimating Conference (REC) forecast adopted on Dec. 15, 2022. This fund is used by the agency to assist local law enforcement agencies to provide drug abuse resistance education programs (D.A.R.E), rehabilitation programs for juveniles, and programs to improve the juvenile justice system.
- Various non-recurring adjustments include:
  - Carryforward adjustment of \$367,900 in State General Fund (Direct) and \$243,447 in Interagency Transfers for expenses obligated in FY 2021-2022, but not liquidated prior to the close of the fiscal year.
  - Federal Funds of \$7.19 million for unexpended budget authority.



## 133-Office of Elderly Affairs

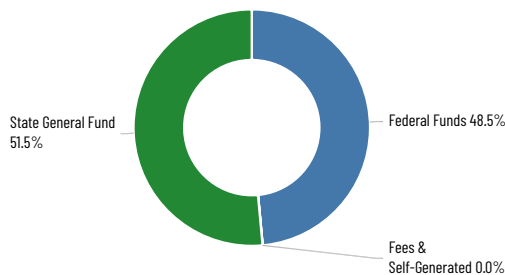
### Agency Description

The Governor's Office of Elderly Affairs is comprised of four programs: the Administrative program, the Title III, V, VIII and NSIP program, the Parish Councils on Aging program, and the Senior Centers program. The Administrative program provides administrative functions including advocacy, planning, coordination, interagency links, information sharing, and monitoring and evaluation services. The Title III, V, VII and NSIP program fosters and assists in the development of cooperative agreements with federal, state, area agencies, organizations and providers of supportive services to provide a wide range of support services for older Louisianans. The Parish Councils on Aging program supports local services to the elderly provided by Parish Councils on Aging by providing funds to supplement other programs, administrative costs, and expenses not allowed by other funding sources. The Senior Centers program provides facilities where older persons in each parish can receive support services and participate in activities that foster their independence, enhance their dignity, and encourage involvement in and with the community.

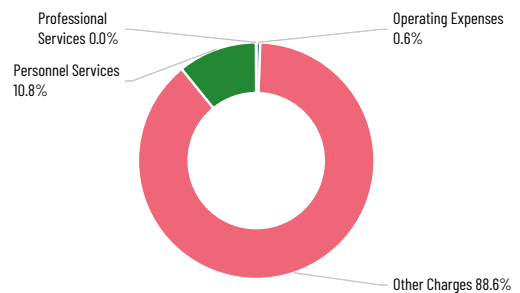
### Agency Budget Summary

Means of Finance & Positions	Existing Operating Budget (EOB) as of 12/01/22	Recommended FY 2023-2024	Recommended Over/(Under) EOB
State General Fund	\$35,997,660	\$35,622,111	(\$375,549)
Interagency Transfers	0	0	0
Fees & Self-generated	12,500	12,500	0
Statutory Dedications	0	0	0
Federal Funds	34,503,814	33,592,753	(911,061)
<b>Total</b>	<b>\$70,513,974</b>	<b>\$69,227,364</b>	<b>(\$1,286,610)</b>
Total Authorized Positions	71	71	0
Authorized Other Charges Positions	0	0	0

#### Means of Finance :



#### Expenditures:



### Budget Highlights

- An increase of \$33,722 in State General Fund (Direct) to fully fund the Parish Council on Aging formula based on the 2020 official census. This adjustment brings the total formula funding in the FY 2023-2024 Executive Budget for Parish Councils on Aging to \$6.94 million.



- An increase of \$120,296 in State General Fund (Direct) to fully fund the Senior Center formula based on the 2020 official census. This adjustment brings the total formula funding in the FY 2023-2024 Executive Budget for Senior Centers to \$9.03 million.
- An increase of \$2.32 million in Federal Funds to receive funding from the U.S. Department of Health & Human Services for various federal grant programs including the Ombudsman Program, the Aging and Disability Resource Center/No Wrong Door System, and Adult Protective Services.
- An adjustment to non-recur a carryforward of \$1.23 million in State General Fund (Direct) and \$3.23 million in Federal Funds for expenses obligated in FY 2021-2022, but not liquidated prior to the close of the fiscal year.

## 254-Louisiana State Racing Commission

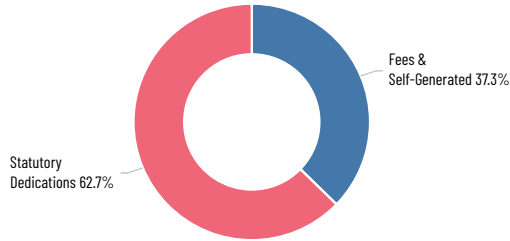
### Agency Description

The Louisiana State Racing Commission supervises, regulates, and enforces all statutes concerning horse racing and pari-mutuel wagering for live horse racing on-track, off-track, and by simulcast; to collect and record all taxes due to the State of Louisiana; to safeguard the assets of the LSRC, and to perform administrative and regulatory requirements by operating the LSRC activities including payment of expenses, making decisions, and creating regulations with mandatory compliance.

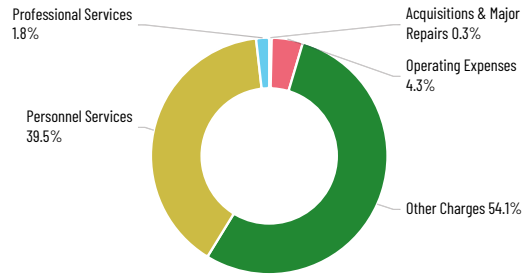
### Agency Budget Summary

Means of Finance & Positions	Existing Operating Budget (EOB) as of 12/01/22	Recommended FY 2023-2024	Recommended Over/(Under) EOB
State General Fund	\$0	\$0	\$0
Interagency Transfers	0	0	0
Fees & Self-generated	5,186,761	6,085,527	898,766
Statutory Dedications	10,230,969	10,238,418	7,449
Federal Funds	0	0	0
<b>Total</b>	<b>\$15,417,730</b>	<b>\$16,323,945</b>	<b>\$906,215</b>
Total Authorized Positions	89	89	0
Authorized Other Charges Positions	0	0	0

**Means of Finance :**



**Expenditures:**



**Budget Highlights**

- An increase of \$626,545 in Fees and Self-generated Revenue for veterinarians and track employees, in efforts to help with recruitment and retention efforts for these specialized, essential positions.
- An increase of \$60,000 in Fees and Self-generated Revenue for a contract with Thoroughbred Racing Protective Bureau to provide independent third-party investigation services for Historical Horse Racing.

**255-Office of Financial Institutions**

**Agency Description**

The Office of Financial Institutions licenses, charters, supervises and examines state-chartered depository financial institutions and certain financial service providers, including retail sales finance businesses, mortgage lenders, and consumer and mortgage loan brokers. The agency also licenses and oversees securities activities in Louisiana.

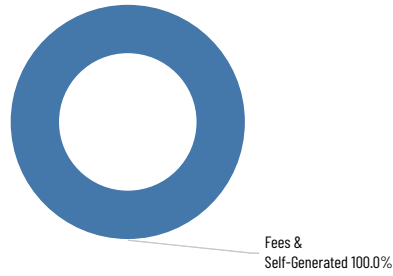
**Agency Budget Summary**

Means of Finance & Positions	Existing Operating Budget (EOB) as of 12/01/22	Recommended FY 2023-2024	Recommended Over/(Under) EOB
State General Fund	\$0	\$0	\$0
Interagency Transfers	0	0	0
Fees & Self-generated	15,654,424	15,991,888	337,464
Statutory Dedications	0	0	0
Federal Funds	0	0	0
<b>Total</b>	<b>\$15,654,424</b>	<b>\$15,991,888</b>	<b>\$337,464</b>
Total Authorized Positions	106	106	0
Authorized Other Charges Positions	0	0	0

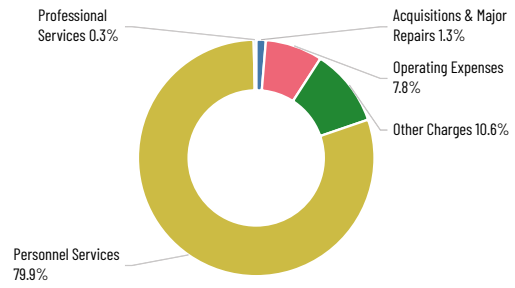




**Means of Finance :**



**Expenditures:**



**Budget Highlights**

- An increase of \$210,000 in Fees and Self-generated Revenue for the replacement of six (6) vehicles.

# Department of Veterans Affairs

## Department Description

Schedule 03 - Department of Veterans Affairs includes 6 budget units: Department of Veterans Affairs, Louisiana Veterans Home, Northeast Louisiana Veterans Home, Southwest Louisiana Veterans Home, Northwest Louisiana Veterans Home, and Southeast Louisiana Veterans Home.

## Department Budget Summary

Means of Finance & Positions	Existing Operating Budget (EOB) as of 12/01/22	Recommended FY 2023-2024	Recommended Over/(Under) EOB
State General Fund	\$14,275,356	\$14,420,070	\$144,714
Interagency Transfers	2,481,161	2,479,430	(1,731)
Fees & Self-generated	14,239,174	14,857,293	618,119
Statutory Dedications	215,528	215,528	0
Federal Funds	56,293,005	59,062,414	2,769,409
<b>Total</b>	<b>\$87,504,224</b>	<b>\$91,034,735</b>	<b>\$3,530,511</b>
Total Authorized Positions	847	850	3
Authorized Other Charges Positions	0	0	0

## 130-Department of Veterans Affairs

### Agency Description

Provides administrative oversight, support personnel, assistance and training necessary to efficiently operate all service programs of the Department, including management and nursing compliance oversight for the Louisiana Veterans Home, Northeast Louisiana Veterans Home, Southwest Louisiana Veterans Home, Northwest Louisiana Veterans Home, and Southeast Louisiana Veterans Home, as well as the Northwest Louisiana Veterans Cemetery, Central Louisiana Veterans Cemetery, Slidell Louisiana Veterans Cemetery, Northeast Louisiana Veterans Cemetery, Southwest Louisiana Veterans Cemetery, and additional programs including the following: Veterans parish service and claims offices which help veterans and their dependents statewide access all earned state and federal benefits; State Approval Agency which approves more than 240 educational and training institutions for federal GI bill tuition assistance pursuant to Title 38 USC; LaVetCorps program staffing 30 college and university campus student veteran centers with LDVA-trained AmeriCorps service members, offering student veterans assistance transitioning home from active duty to higher education; Title 29 state tuition assistance program pursuant to R.S. 29:36.1, 29:288-290; Louisiana Honor Medals Program, recognizing service of all Louisiana veterans; and Louisiana Military Family Assistance Fund, offering donation-funded need-based grants and Louisiana National Guard deployment assistance pursuant to R.S. 46:121-123.

Assists veterans and/or their dependents to receive any and all benefits to which they are entitled under federal law.

Informs veterans and/or their dependents of federal and state benefits to which they are entitled, and assists in applying for and securing these benefits; and operates offices throughout the state.



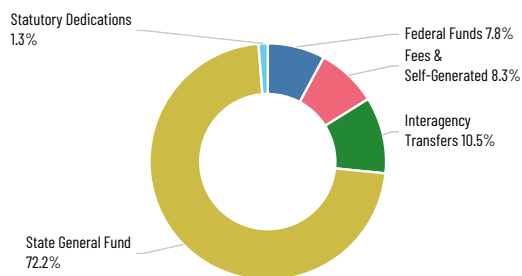
Conducts inspections and provides technical assistance to programs of education pursued by veterans and other eligible persons under statute. The program also works to ensure that programs of education, job training, and flight schools are approved in accordance with Title 38, relative to plan of operation and veteran’s administration contract.

State Veterans Cemetery consists of the Northwest Louisiana State Veterans Cemetery in Keithville, Louisiana, the Central Louisiana State Veterans Cemetery in Leesville, Louisiana, the Southeast Louisiana Veterans Cemetery in Slidell, Louisiana, the Northeast Louisiana Veterans Cemetery in Rayville, Louisiana and the Southwest Louisiana Veterans Cemetery in Jennings, Louisiana.

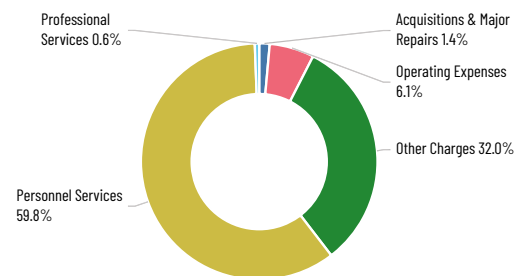
### Agency Budget Summary

Means of Finance & Positions	Existing Operating Budget (EOB) as of 12/01/22	Recommended FY 2023-2024	Recommended Over/(Under) EOB
State General Fund	\$11,971,232	\$12,372,588	\$401,356
Interagency Transfers	1,794,664	1,794,664	0
Fees & Self-generated	1,419,193	1,418,774	(419)
Statutory Dedications	215,528	215,528	0
Federal Funds	1,307,169	1,345,073	37,904
<b>Total</b>	<b>\$16,707,786</b>	<b>\$17,146,627</b>	<b>\$438,841</b>
Total Authorized Positions	122	125	3
Authorized Other Charges Positions	0	0	0

Means of Finance :



Expenditures:



### Budget Highlights

An increase in total funding of \$438,841, including an increase of \$401,356 in State General Fund (Direct), a decrease of \$419 in Fees and Self-Generated Revenue and an increase of \$37,904 in Federal Funds.

- \$17,500 increase in State General Fund (Direct) to purchase Adobe Acrobat licenses for Regional managers and fund hot spots in rural Veteran Services Offices to maintain constant internet access.
- \$25,023 increase in State General Fund (Direct) to increase travel expenses for Veterans Assistance Counselors who are required to travel to Veterans Services Offices across the state.
- An increase of one (1) classified Table of Organization (T.O.) position within the Administrative Program to convert a job appointment to create the LaVet Corps Administrative Coordinator to coordinate timely reporting required under the Corporation for National and Community Service Grant.



- An increase of two (2) classified Table of Organization (T.O.) positions. These positions are administrative coordinators at the Leesville and Jennings cemeteries to assist with scheduling burials and National Cemetery Association (NCA) reporting and compliance.

## 131-Louisiana Veterans Home

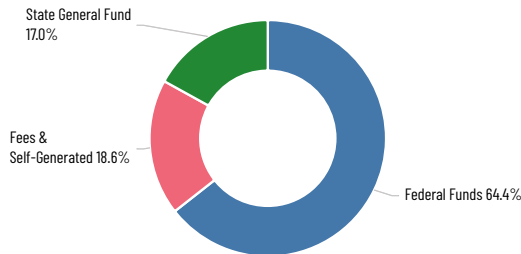
### Agency Description

To provide medical and nursing care to eligible Louisiana veterans in an effort to return the veteran to the highest physical and mental capacity. The veterans home, located in Jackson, Louisiana, opened in 1982 to meet the growing long-term healthcare needs of Louisiana's disabled and homeless veterans.

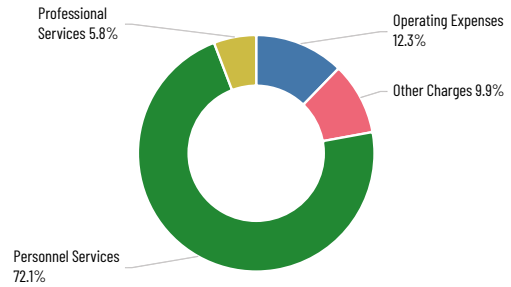
### Agency Budget Summary

Means of Finance & Positions	Existing Operating Budget (EOB) as of 12/01/22	Recommended FY 2023-2024	Recommended Over/(Under) EOB
State General Fund	\$2,304,124	\$2,047,482	(\$256,642)
Interagency Transfers	0	0	0
Fees & Self-generated	2,119,599	2,244,727	125,128
Statutory Dedications	0	0	0
Federal Funds	7,596,889	7,766,741	169,852
<b>Total</b>	<b>\$12,020,612</b>	<b>\$12,058,950</b>	<b>\$38,338</b>
Total Authorized Positions	122	122	0
Authorized Other Charges Positions	0	0	0

#### Means of Finance :



#### Expenditures:



### Budget Highlights

An increase in total funding of \$38,338, including a decrease of \$256,642 in State General Fund (Direct), an increase of \$125,128 in Fees & Self-generated Revenue, and an increase of \$169,852 in Federal Funds.

- \$61,074 increase in Fees and Self-generated Revenue and \$244,296 increase in Federal Funds to provide an increase for contract RNs, LPNs, and CNAs.
- \$5,000 increase in Federal Funds for travel expenses due to the state mileage reimbursement rate.



## 132-Northeast Louisiana Veterans Home

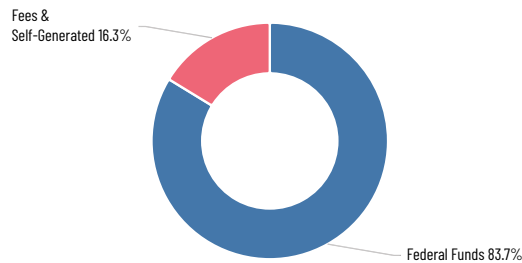
### Agency Description

To provide medical and nursing care to eligible Louisiana veterans in an effort to return the veteran to the highest physical and mental capacity. The veteran's home, located in Monroe, Louisiana, opened in December 1996 to meet the growing long-term healthcare needs of Louisiana's disabled and homeless veterans.

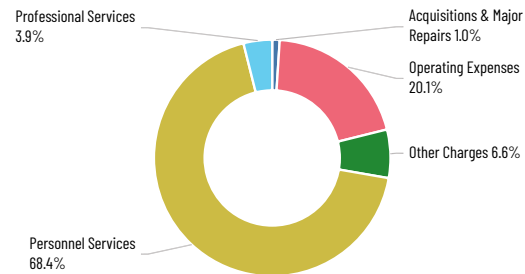
### Agency Budget Summary

Means of Finance & Positions	Existing Operating Budget (EOB) as of 12/01/22	Recommended FY 2023-2024	Recommended Over/(Under) EOB
State General Fund	\$0	\$0	\$0
Interagency Transfers	0	0	0
Fees & Self-generated	2,400,000	2,400,000	0
Statutory Dedications	0	0	0
Federal Funds	11,848,578	12,354,659	506,081
<b>Total</b>	<b>\$14,248,578</b>	<b>\$14,754,659</b>	<b>\$506,081</b>
Total Authorized Positions	149	149	0
Authorized Other Charges Positions	0	0	0

#### Means of Finance :



#### Expenditures:



### Budget Highlights

An increase of \$506,081 in Federal Funds.

- \$197,000 increase in Federal Funds to provide an increase for contract RNs, LPNs, and CNAs.

## 134-Southwest Louisiana Veterans Home

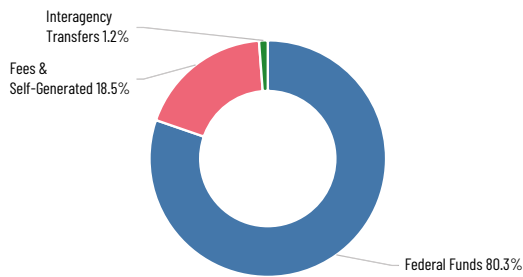
### Agency Description

To provide medical and nursing care to eligible Louisiana veterans in an effort to return the veteran to the highest physical and mental capacity. The veterans home, located in Jennings, Louisiana, opened in April 2004 to meet the growing long-term healthcare needs of Louisiana's disabled and homeless veterans.

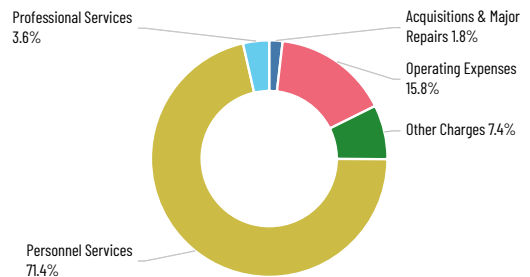
### Agency Budget Summary

Means of Finance & Positions	Existing Operating Budget (EOB) as of 12/01/22	Recommended FY 2023-2024	Recommended Over/(Under) EOB
State General Fund	\$0	\$0	\$0
Interagency Transfers	201,260	201,260	0
Fees & Self-generated	2,746,458	3,138,587	392,129
Statutory Dedications	0	0	0
Federal Funds	12,356,545	13,594,663	1,238,118
<b>Total</b>	<b>\$15,304,263</b>	<b>\$16,934,510</b>	<b>\$1,630,247</b>
Total Authorized Positions	153	153	0
Authorized Other Charges Positions	0	0	0

#### Means of Finance :



#### Expenditures:



### Budget Highlights

An increase in total funding of \$1.6 million resulting from an increase of \$392,129 in Fees and Self-generated Revenue and an increase of \$1.2 million in Federal Funds.

- \$148,424 increase in Fees and Self-generated Revenue and \$593,698 increase in Federal Funds to provide an increase for contract RNs, LPNs, and CNAs.

## 135-Northwest Louisiana Veterans Home

### Agency Description

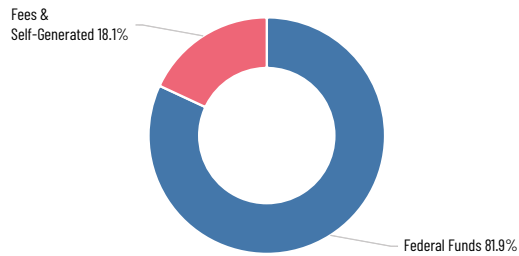
To provide medical and nursing care to eligible Louisiana veterans in an effort to return the veteran to the highest physical and mental capacity. The veterans home, located in Bossier City, Louisiana, opened in April 2007 to meet the growing long-term healthcare needs of Louisiana's disabled and homeless veterans.



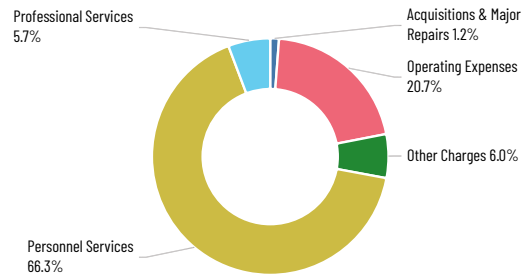
### Agency Budget Summary

Means of Finance & Positions	Existing Operating Budget (EOB) as of 12/01/22	Recommended FY 2023-2024	Recommended Over/(Under) EOB
State General Fund	\$0	\$0	\$0
Interagency Transfers	0	0	0
Fees & Self-generated	2,652,853	2,723,792	70,939
Statutory Dedications	0	0	0
Federal Funds	12,101,046	12,344,794	243,748
<b>Total</b>	<b>\$14,753,899</b>	<b>\$15,068,586</b>	<b>\$314,687</b>
Total Authorized Positions	150	150	0
Authorized Other Charges Positions	0	0	0

**Means of Finance :**



**Expenditures:**



### Budget Highlights

An increase in total funding of \$314,687, resulting from an increase of \$70,939 in Fees & Self-generated Revenue and an increase of \$243,748 in Federal Funds.

- \$70,939 increase in Fees and Self-generated Revenue and \$283,754 increase in Federal Funds to provide an increase for contract RNs, LPNs, and CNAs.

## 136-Southeast Louisiana Veterans Homes

### Agency Description

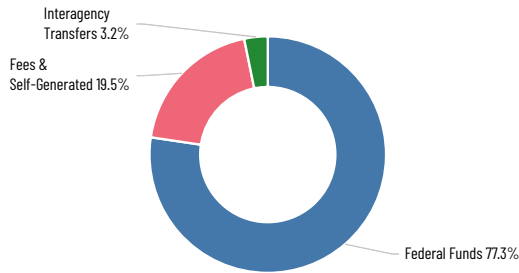
To provide medical and nursing care to eligible Louisiana veterans in an effort to return the veteran to the highest physical and mental capacity. The veterans home, located in Reserve, Louisiana, opened in June 2007 to meet the growing long-term healthcare needs of Louisiana's disabled and homeless veterans.



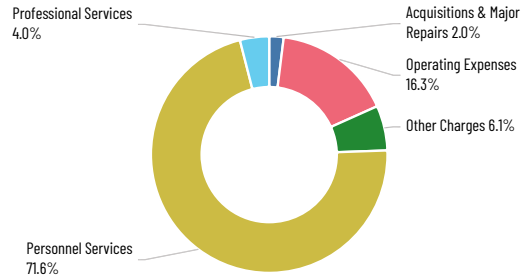
### Agency Budget Summary

Means of Finance & Positions	Existing Operating Budget (EOB) as of 12/01/22	Recommended FY 2023-2024	Recommended Over/(Under) EOB
State General Fund	\$0	\$0	\$0
Interagency Transfers	485,237	483,506	(1,731)
Fees & Self-generated	2,901,071	2,931,413	30,342
Statutory Dedications	0	0	0
Federal Funds	11,082,778	11,656,484	573,706
<b>Total</b>	<b>\$14,469,086</b>	<b>\$15,071,403</b>	<b>\$602,317</b>
Total Authorized Positions	151	151	0
Authorized Other Charges Positions	0	0	0

#### Means of Finance :



#### Expenditures:



### Budget Highlights

An increase in total funding of \$602,317, including a decrease of \$1,731 in Interagency Transfers, an increase of \$30,342 in Fees & Self-generated Revenue, and an increase \$573,706 in Federal Funds.

- \$120,000 increase in Fees and Self-generated Revenue and \$480,000 increase in Federal Funds to provide an increase for contract RNs, LPNs, and CNAs.







THIS PAGE INTENTIONALLY LEFT BLANK

# Secretary of State

## Department Description

Schedule 04A - Secretary of State includes 1 budget unit: Secretary of State.

## Department Budget Summary

Means of Finance & Positions	Existing Operating Budget (EOB) as of 12/01/22	Recommended FY 2023-2024	Recommended Over/(Under) EOB
State General Fund	\$66,778,307	\$72,444,915	\$5,666,608
Interagency Transfers	1,027,883	728,622	(299,261)
Fees & Self-Generated	34,234,170	34,783,041	548,871
Statutory Dedications	113,078	113,078	0
Federal Funds	0	0	0
<b>Total</b>	<b>\$102,153,438</b>	<b>\$108,069,656</b>	<b>\$5,916,218</b>
Total Authorized Positions	350	351	1
Authorized Other Charges Positions	0	0	0

## Budget Highlights

- Due to the Gubernatorial Primary, Gubernatorial General, Presidential Preference/Municipal Primary, and Municipal General, the total estimated cost of election expenses and ballot printing in FY 2023-2024 is \$23.1 million, reflecting an increase of \$5.6 million in State General Fund (Direct) for election expenses.
- An increase of \$414,396 in State General Fund (Direct) is for Registrar of Voters market adjustments, step increases, and Certified Elections Registration Administrator (CERA) certifications and corresponding benefits.
- An increase of \$462,645 is for expanded leased space at the United Twelve building location. This includes \$185,058 in Fees and Self-generated Revenues in the Administrative Program and \$277,587 in State General Fund (Direct) in the Elections Program.
- An increase of \$182,804 in State General Fund (Direct) is included for the operating expenses of the Old Governor's Mansion. The funding includes one (1) additional Administrative Program Specialist position and additional operating costs due to increased visitations.
- \$500,000 in Fees and Self-generated Revenues is for an increase in the Commercial Online Registration Application (CORA/geauxBiz) continued development costs contract.



## 139-Secretary of State

### Agency Description

**Administrative:** Assists the Secretary of State in carrying out his duties of his office by providing the legal, financial, and management control services for the department and its various programs. Keeps the Great Seal, attests to the Governor's signatures on Executive Orders and pardons, issues commissions for elected and appointed officials in the State; records and maintains information relative to individual wills, and produces various publications as required by Louisiana Law.

**Elections:** Ensures the integrity of the electoral and election management process in Louisiana for its voters, citizens, and other interested parties in Louisiana and the United States, and in general, encourages public participation in the election process by educating current and potential voters about the elections process through effective outreach programs.

**Archives and Records:** Ensures the government and the public continued access to essential information created by the State through a viable and responsive records management program and a comprehensive preservation effort, and makes the archival materials acquired and maintained by the program readily available for researchers and for educational programs.

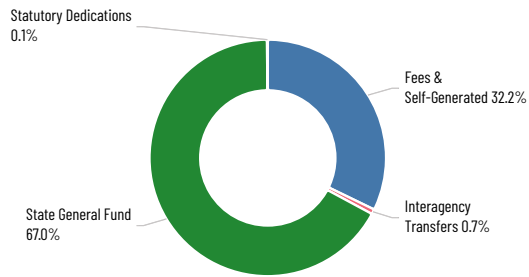
**Museum and Other Operations:** Presents exhibits, education, and other programs to the public that emphasize the political, social and economic influences, personalities, institutions, and events that have shaped the landscape of Louisiana's colorful history and culture and its place in the world. To further this mission, the Museums Program acquires, refurbishes, and preserves artifacts and other historical relics representative of this past and attracts exhibits of interest to the communities they serve.

**Commercial:** Provides for business, financial, and legal communities timely and efficient service in the certification and registration of documents relating to securing and retaining business entities and assets; processes legal services documents and communications of business licensing information as required by law and makes such information concerning these business entities available to the public.

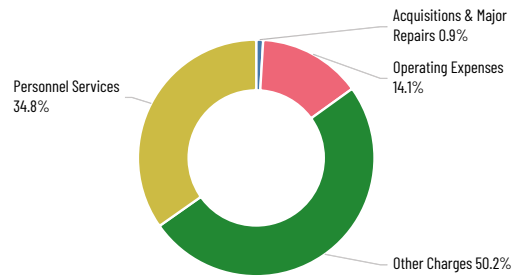
### Agency Budget Summary

Means of Finance & Positions	Existing Operating Budget (EOB) as of 12/01/22	Recommended FY 2023-2024	Recommended Over/(Under) EOB
State General Fund	\$66,778,307	\$72,444,915	\$5,666,608
Interagency Transfers	1,027,883	728,622	(299,261)
Fees & Self-Generated	34,234,170	34,783,041	548,871
Statutory Dedications	113,078	113,078	0
Federal Funds	0	0	0
<b>Total</b>	<b>\$102,153,438</b>	<b>\$108,069,656</b>	<b>\$5,916,218</b>
Total Authorized Positions	350	351	1
Authorized Other Charges Positions	0	0	0

**Means of Finance :**



**Expenditures:**





THIS PAGE INTENTIONALLY LEFT BLANK

# Office of the Attorney General

## Department Description

Schedule 04B - Office of the Attorney General includes 1 budget unit: Office of the Attorney General.

## Department Budget Summary

Means of Finance & Positions	Existing Operating Budget (EOB) as of 12/01/22	Recommended FY 2023-2024	Recommended Over/(Under) EOB
State General Fund	\$16,434,798	\$16,029,913	(\$404,885)
Interagency Transfers	26,105,185	24,799,916	(1,305,269)
Fees & Self-generated	10,240,257	11,777,446	1,537,189
Statutory Dedications	31,706,352	24,793,450	(6,912,902)
Federal Funds	8,870,546	8,710,320	(160,226)
<b>Total</b>	<b>\$93,357,138</b>	<b>\$86,111,045</b>	<b>(\$7,246,093)</b>
Total Authorized Positions	512	504	(8)
Authorized Other Charges Positions	1	1	0

## Budget Highlights

- \$8.8 million (\$6.6 million from Federal Funds along with \$2.2 million of state matching funds from Fees and Self-generated Revenues) is allocated for the Medicaid Fraud Control Unit (MFCU). The MFCU annually opens over 250 investigations of Medicaid fraud, and provides over 60 outreach training programs to law enforcement, healthcare providers, and professional and community organizations. The MFCU is also responsible for initiating recovery of identified overpayments.
- \$2.7 million (\$2.2 million from State General Fund (Direct), \$330,500 from Federal Funds, \$100,000 from Interagency Transfers out of a Grant from the Louisiana Commission on Law Enforcement, and \$34,000 in Statutory Dedications out of the Department of Justice Legal Support Fund) is allocated for the Office of the Attorney General's Cyber Crime Unit (CCU), which includes the Louisiana Internet Crimes Against Children Task Force (ICAC).

## 141-Office of the Attorney General

### Agency Description

**Administrative:** Includes the Executive Office of the Attorney General and the first assistant attorney general; provides leadership, policy development, and administrative services including management and finance functions, coordination of departmental planning, professional services contracts, mail distribution, human resource management and payroll, employee training and development, property control and telecommunications, information technology, and internal/ external communications.

**Civil Law:** Provides legal services (opinions, counsel, and representation) in the areas of public finance and contract law, education law, land and natural resource law, collection law, consumer protection/environmental law, auto fraud law, and insurance receivership law.



**Criminal Law and Medicaid Fraud:** Conducts or assists in criminal prosecutions; acts as advisor for district attorneys, legislature and law enforcement entities; provides legal services in the areas of extradition, appeals and habeas corpus proceedings; prepares attorney general opinions concerning criminal law; operates White Collar Crimes Section, Violent Crime and Drug Unit, and Insurance Fraud Unit; investigates and prosecutes individuals and entities defrauding the Medicaid Program or abusing residents in health care facilities and initiates recovery of identified overpayments; and provides investigation services for the department.

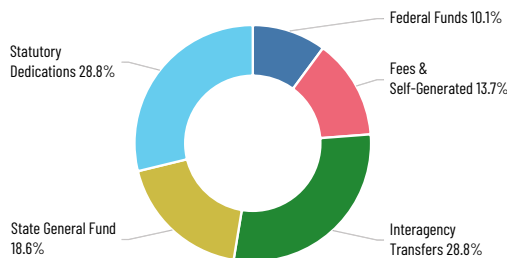
**Risk Litigation:** Provides legal representation for the Office of Risk Management, the Self-Insurance Fund, the State of Louisiana and its departments, agencies, boards and commissions and their officers, officials, employees and agents in all claims covered by the State Self-Insurance Fund, and all tort claims whether or not covered by the Self-Insurance Fund. The Division has six regional offices (in Alexandria, Lafayette, New Orleans, Shreveport, Monroe, and Lake Charles) that handle litigation filed in the geographical areas covered by the regional offices.

**Gaming:** Serves as legal advisor to gaming regulatory agencies (Louisiana Gaming Control Board, Office of State Police, Department of Revenue, Louisiana State Racing Commission, and Louisiana Lottery Corporation) and represents them in legal proceedings.

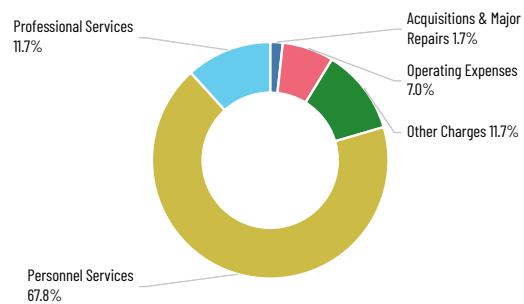
### Agency Budget Summary

Means of Finance & Positions	Existing Operating Budget (EOB) as of 12/01/22	Recommended FY 2023-2024	Recommended Over/(Under) EOB
State General Fund	\$16,434,798	\$16,029,913	(\$404,885)
Interagency Transfers	26,105,185	24,799,916	(1,305,269)
Fees & Self-generated	10,240,257	11,777,446	1,537,189
Statutory Dedications	31,706,352	24,793,450	(6,912,902)
Federal Funds	8,870,546	8,710,320	(160,226)
<b>Total</b>	<b>\$93,357,138</b>	<b>\$86,111,045</b>	<b>(\$7,246,093)</b>
Total Authorized Positions	512	504	(8)
Authorized Other Charges Positions	1	1	0

**Means of Finance :**



**Expenditures:**



# Lieutenant Governor

## Department Description

Schedule 04C - Lieutenant Governor includes 1 budget unit: Lieutenant Governor.

## Department Budget Summary

Means of Finance & Positions	Existing Operating Budget (EOB) as of 12/01/22	Recommended FY 2023-2024	Recommended Over/(Under) EOB
State General Fund	\$3,376,931	\$1,379,553	(\$1,997,378)
Interagency Transfers	1,095,750	1,095,750	0
Fees & Self-generated	0	0	0
Statutory Dedications	0	0	0
Federal Funds	8,145,094	8,145,094	0
<b>Total</b>	<b>\$12,617,775</b>	<b>\$10,620,397</b>	<b>(\$1,997,378)</b>
Total Authorized Positions	7	7	0
Authorized Other Charges Positions	8	8	0

## Budget Highlights

- \$8.1 million of Federal Funds for the Volunteer Louisiana Commission in the Grants Program, which administers the AmeriCorps program that engages citizens to meet educational, public safety, human, and environmental needs in Louisiana communities.
- Transfer of \$2 million in State General Fund (Direct) to the Department of Culture, Recreation, and Tourism - Office of the Secretary for litter abatement initiatives. Act 16 of the 2022 Regular Legislative Session places litter reduction, litter control awareness, the litter abatement grant program, and the private sector anti-litter programs under the Office of the Secretary.

## 146-Lieutenant Governor

### Agency Description

Participates in executive department activities designed to prepare the Lieutenant Governor to serve as Governor; Serves as Commissioner of Department of Culture, Recreation, and Tourism; and develops and implements a retirement program which will result in retaining and attracting retirees in Louisiana.

Builds and fosters the sustainability of high-quality programs that meet the needs of Louisiana's citizens, promotes an ethic of service, and encourages service as a means of community and state problem-solving through the Volunteer Louisiana Commission.

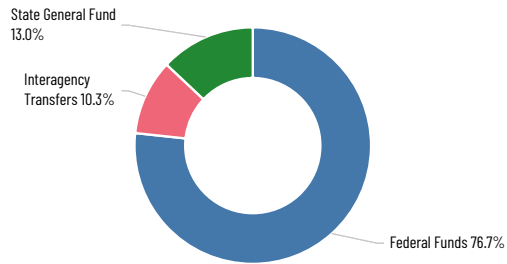




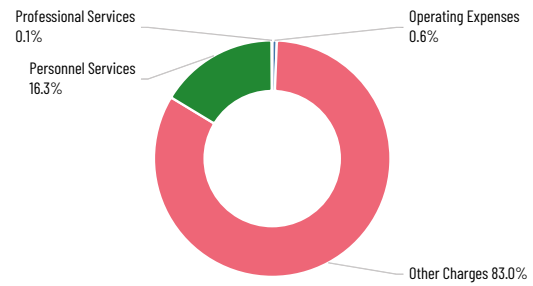
### Agency Budget Summary

Means of Finance & Positions	Existing Operating Budget (EOB) as of 12/01/22	Recommended FY 2023-2024	Recommended Over/(Under) EOB
State General Fund	\$3,376,931	\$1,379,553	(\$1,997,378)
Interagency Transfers	1,095,750	1,095,750	0
Fees & Self-generated	0	0	0
Statutory Dedications	0	0	0
Federal Funds	8,145,094	8,145,094	0
<b>Total</b>	<b>\$12,617,775</b>	<b>\$10,620,397</b>	<b>(\$1,997,378)</b>
Total Authorized Positions	7	7	0
Authorized Other Charges Positions	8	8	0

**Means of Finance :**



**Expenditures:**



# State Treasurer

## Department Description

Schedule 04D - State Treasurer includes 1 budget unit: State Treasurer.

## Department Budget Summary

Means of Finance & Positions	Existing Operating Budget (EOB) as of 12/01/22	Recommended FY 2023-2024	Recommended Over/(Under) EOB
State General Fund	\$0	\$0	\$0
Interagency Transfers	3,108,452	1,718,452	(1,390,000)
Fees & Self-generated	10,882,621	10,927,006	44,385
Statutory Dedications	811,455	811,455	0
Federal Funds	0	0	0
<b>Total</b>	<b>\$14,802,528</b>	<b>\$13,456,913</b>	<b>(\$1,345,615)</b>
Total Authorized Positions	62	63	1
Authorized Other Charges Positions	0	0	0

## Budget Highlights

- \$3.4 million of Fees and Self-generated Revenues for the administration of the Unclaimed Property Program.
- \$108,796 of Fees and Self-generated Revenues for one (1) authorized position for a new IT technical support analyst.
- Reduction of \$1.4 million in non-recurring Interagency Transfers from State Aid to Local Government Entities for administration of the Louisiana Main Street Recovery Loggers Relief and Save Our Screens Programs (\$400,000), and the Hurricane Ida Recovery Fund (\$990,000).

## 147-State Treasurer

### Agency Description

Provides the leadership, support, and oversight necessary to be responsible for managing, directing, and ensuring the effective and efficient operation of the programs within the Department of the Treasury to the benefit of the public's interest.

Provides the highest quality accounting and fiscal controls of all monies deposited in the Treasury and assures that monies on deposit in the Treasury are disbursed from the Treasury in accordance with constitutional and statutory law for the benefit of the citizens of the State of Louisiana and provides for the internal management and finance functions of the Treasury.

Provides staff to assist the State Bond Commission in carrying out its constitutional and statutory mandates.

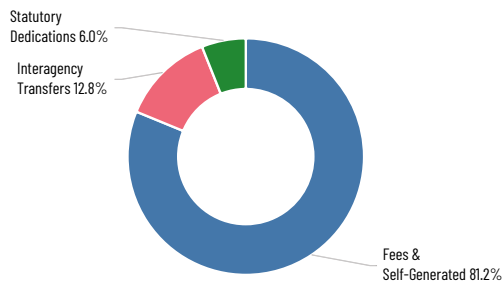
Invests state funds deposited in the State Treasury in a prudent manner consistent with the cash needs of the state, the directives of the Louisiana Constitution and statutes, and within the guidelines and requirements of the various funds under management.



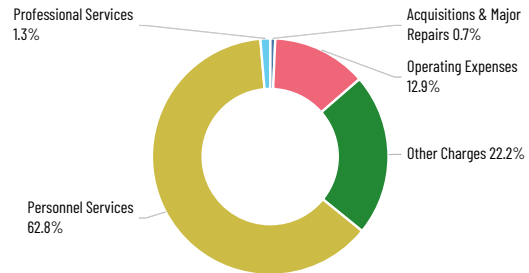
### Agency Budget Summary

Means of Finance & Positions	Existing Operating Budget (EOB) as of 12/01/22	Recommended FY 2023-2024	Recommended Over/(Under) EOB
State General Fund	\$0	\$0	\$0
Interagency Transfers	3,108,452	1,718,452	(1,390,000)
Fees & Self-generated	10,882,621	10,927,006	44,385
Statutory Dedications	811,455	811,455	0
Federal Funds	0	0	0
<b>Total</b>	<b>\$14,802,528</b>	<b>\$13,456,913</b>	<b>(\$1,345,615)</b>
Total Authorized Positions	62	63	1
Authorized Other Charges Positions	0	0	0

**Means of Finance :**



**Expenditures:**



# Public Service Commission

## Department Description

Schedule 04E - Public Service Commission includes 1 budget unit: Public Service Commission.

## Department Budget Summary

Means of Finance & Positions	Existing Operating Budget (EOB) as of 12/01/22	Recommended FY 2023-2024	Recommended Over/(Under) EOB
State General Fund	\$0	\$0	\$0
Interagency Transfers	0	0	0
Fees & Self-generated	10,501,315	10,653,943	152,628
Statutory Dedications	0	0	0
Federal Funds	0	0	0
<b>Total</b>	<b>\$10,501,315</b>	<b>\$10,653,943</b>	<b>\$152,628</b>
Total Authorized Positions	95	95	0
Authorized Other Charges Positions	0	0	0

## Budget Highlights

- A total of \$10.7 million is recommended for the Public Service Commission to perform its duties in regulating the rates and services of public utilities and common carriers operating in the State, and to carry out legislative mandates, such as "Do Not Call" regulations.
- The activities of the Public Service Commission generated approximately \$41 million in direct and indirect savings to utility ratepayers in FY 2021-2022.

## 158-Public Service Commission

### Agency Description

**Administrative:** Provides support to all programs of the Commission through policy development, communications, and dissemination of information. Provides technical and legal support to all programs to ensure that all cases are processed through the Commission in a timely manner. Seeks to ensure that Do Not Call consumer problems, issues, and complaints are sufficiently monitored and addressed efficiently.

**Support Services:** Reviews, analyzes, and investigates rates and charges filed before the Commission with respect to prudence and adequacy of those rates; manages the process of adjudicatory proceedings, conducts evidentiary hearings, and makes rules and recommendations to the Commissioners which are just, impartial, professional, orderly, efficient, and which generate the highest degree of public confidence in the Commission's integrity and fairness.

**Motor Carrier Registration:** Provides fair and impartial regulations of intrastate common and contract carriers offering services for hire, is responsible for the regulation of the financial responsibility and lawfulness of interstate motor carriers operating into or through Louisiana in interstate commerce, and provides fair and equal treatment in the application and enforcement of motor carrier laws.

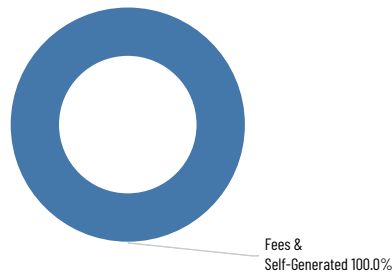


District Offices: Provides accessibility and information to the public through district offices and satellite offices located in each of the five Public Service Commission districts. District offices handle consumer complaints, hold meetings with consumer groups and regulated companies, and administer rules, regulations, and state and federal laws at a local level.

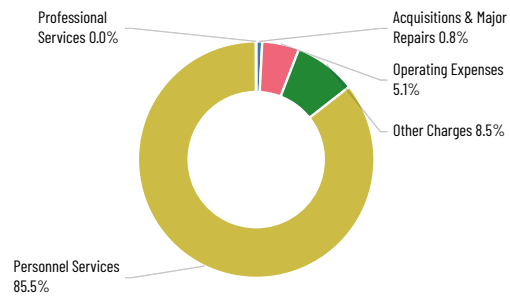
### Agency Budget Summary

Means of Finance & Positions	Existing Operating Budget (EOB) as of 12/01/22	Recommended FY 2023-2024	Recommended Over/(Under) EOB
State General Fund	\$0	\$0	\$0
Interagency Transfers	0	0	0
Fees & Self-generated	10,501,315	10,653,943	152,628
Statutory Dedications	0	0	0
Federal Funds	0	0	0
<b>Total</b>	<b>\$10,501,315</b>	<b>\$10,653,943</b>	<b>\$152,628</b>
Total Authorized Positions	95	95	0
Authorized Other Charges Positions	0	0	0

#### Means of Finance :



#### Expenditures:



# Agriculture and Forestry

## Department Description

Schedule 04F - Agriculture and Forestry includes 1 budget unit: Agriculture and Forestry.

## Department Budget Summary

Means of Finance & Positions	Existing Operating Budget (EOB) as of 12/01/22	Recommended FY 2023-2024	Recommended Over/(Under) EOB
State General Fund	\$26,255,486	\$23,597,342	(\$2,658,144)
Interagency Transfers	387,345	402,992	15,647
Fees & Self-generated	7,294,299	8,425,159	1,130,860
Statutory Dedications	38,089,571	38,342,456	252,885
Federal Funds	17,648,086	13,773,212	(3,874,874)
<b>Total</b>	<b>\$89,674,787</b>	<b>\$84,541,161</b>	<b>(\$5,133,626)</b>
Total Authorized Positions	590	590	0
Authorized Other Charges Positions	2	2	0

## Budget Highlights

- Provides \$84.5 million and 590 authorized Table of Organization (T.O.) positions to oversee the affairs of two of the state's largest industries - agriculture and forestry.
- An increase of \$1.3 million in Federal Funds from a United States Department of Agriculture (USDA) grant for the Forestry Program to perform mitigation work to lessen the threat of wildfires.
- An increase of \$959,010 in Fees and Self-generated Revenues to retain four temporary personnel and purchase lab supplies due to significant increases in medical marijuana product inspections required by the Agriculture & Environmental Sciences Program.
- An increase of \$425,000 in Statutory Dedications out of the Petroleum Production Fund (\$212,500) and the Weights and Measures Fund (\$212,500) to modernize the Weights and Measures billing and licensing process by purchasing new software, equipment and supplies.

## 160-Agriculture and Forestry

### Agency Description

Centrally manages revenue, purchasing, payroll, computer functions and support services (budget preparation, fiscal, legal, procurement, property control, human resources, fleet and facility management, distribution of commodities donated by the United States Department of Agriculture (USDA), auditing, management and information systems, print shop, mail room, document imaging and district office clerical support, as well as management of the Department of Agriculture and Forestry's funds).

Samples and inspects seeds, fertilizers and pesticides and enforces quality requirements and guarantees for such materials; assists farmers in their safe and effective application, including remediation of improper pesticide application; licenses and permits horticulture related businesses including the regulation of the production of medical marijuana.



Conducts inspection of meat and meat products, eggs, and fish and fish products; controls and eradicates infectious diseases of animals and poultry; and ensures the quality and condition of fresh produce and grain commodities. Responsible for the licensing of livestock dealers, the supervision of auction markets, and the control of livestock theft and nuisance animals.

Regulates weights and measures; licenses weigh masters, scale companies and technicians, licenses and inspects bonded farm warehouses and milk processing plants; licenses grain dealers, warehouses and cotton buyers; and provides regulatory services to ensure consumer protection for Louisiana producers and consumers.

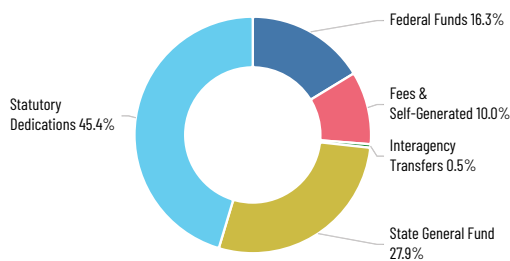
Promotes sound forest management practices and provides technical assistance, insect and disease control, and law enforcement for the state's forest lands; conducts fire detection and suppression activities using surveillance aircraft, fire towers, and fire crews; and provides conservation, education and urban forestry expertise.

Oversees a delivery network of local soil and water conservation districts that provide assistance to land managers in conserving and restoring water quality, wetlands and soil. Serves as the official state cooperative program with the Natural Resources Conservation Service of the USDA.

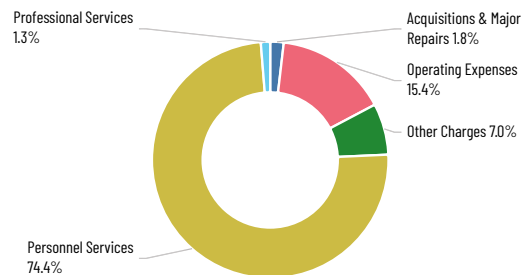
### Agency Budget Summary

Means of Finance & Positions	Existing Operating Budget (EOB) as of 12/01/22	Recommended FY 2023-2024	Recommended Over/(Under) EOB
State General Fund	\$26,255,486	\$23,597,342	(\$2,658,144)
Interagency Transfers	387,345	402,992	15,647
Fees & Self-generated	7,294,299	8,425,159	1,130,860
Statutory Dedications	38,089,571	38,342,456	252,885
Federal Funds	17,648,086	13,773,212	(3,874,874)
<b>Total</b>	<b>\$89,674,787</b>	<b>\$84,541,161</b>	<b>(\$5,133,626)</b>
Total Authorized Positions	590	590	0
Authorized Other Charges Positions	2	2	0

#### Means of Finance :



#### Expenditures:



# Commissioner of Insurance

## Department Description

Schedule 04G - Commissioner of Insurance includes 1 budget unit: Commissioner of Insurance

## Department Budget Summary

Means of Finance & Positions	Existing Operating Budget (EOB) as of 12/01/22	Recommended FY 2023-2024	Recommended Over/(Under) EOB
State General Fund	\$0	\$0	\$0
Interagency Transfers	0	0	0
Fees & Self-generated	35,773,966	38,472,497	2,698,531
Statutory Dedications	0	0	0
Federal Funds	1,195,671	1,195,671	0
<b>Total</b>	<b>\$36,969,637</b>	<b>\$39,668,168</b>	<b>\$2,698,531</b>
Total Authorized Positions	222	222	0
Authorized Other Charges Positions	0	0	0

## Budget Highlights

- A total of \$39.7 million is recommended to maintain complaint investigations, process applications, and perform all other duties related to the Department of Insurance.
- An additional \$2.8 million is recommended in Fees and Self-generated Revenues for the water-proofing and re-roofing of the Poydras Building.

## 165-Commissioner of Insurance

### Agency Description

Regulates the insurance industry in the state (licensing of producers, insurance adjusters, public adjusters, and insurers) and serves as advocate for the state's insurance consumers.

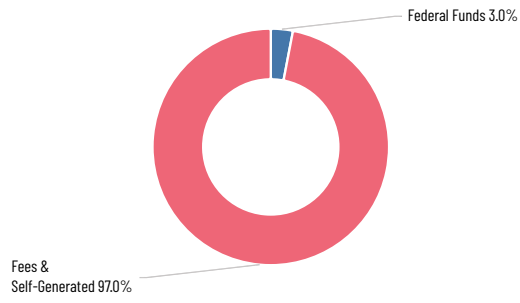
### Agency Budget Summary

Means of Finance & Positions	Existing Operating Budget (EOB) as of 12/01/22	Recommended FY 2023-2024	Recommended Over/(Under) EOB
State General Fund	\$0	\$0	\$0
Interagency Transfers	0	0	0
Fees & Self-generated	35,773,966	38,472,497	2,698,531
Statutory Dedications	0	0	0
Federal Funds	1,195,671	1,195,671	0
<b>Total</b>	<b>\$36,969,637</b>	<b>\$39,668,168</b>	<b>\$2,698,531</b>
Total Authorized Positions	222	222	0
Authorized Other Charges Positions	0	0	0

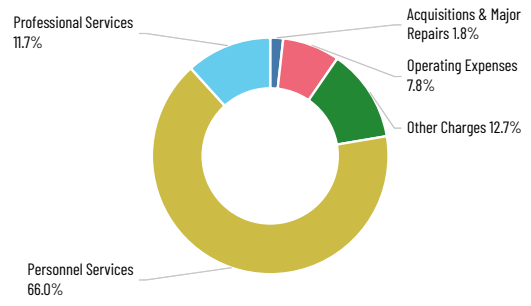




**Means of Finance :**



**Expenditures:**



# Department of Economic Development

## Department Description

Schedule 05 - Department of Economic Development includes 2 budget units: Office of the Secretary, and Office of Business Development.

## Department Budget Summary

Means of Finance & Positions	Existing Operating Budget (EOB) as of 12/01/22	Recommended FY 2023-2024	Recommended Over/(Under) EOB
State General Fund	\$57,580,524	\$36,061,332	(\$21,519,192)
Interagency Transfers	125,000	175,000	50,000
Fees & Self-generated	7,107,024	6,132,364	(974,660)
Statutory Dedications	6,358,257	2,000,000	(4,358,257)
Federal Funds	2,080,115	6,550,335	4,470,220
<b>Total</b>	<b>\$73,250,920</b>	<b>\$50,919,031</b>	<b>(\$22,331,889)</b>
Total Authorized Positions	113	113	0
Authorized Other Charges Positions	0	4	4

## Budget Highlights

- Financial Assistance Initiatives:
  - \$9.9 million for the Louisiana Fast Start Program, which delivers comprehensive workforce training services to businesses looking to relocate and/or expand with turnkey employee training and delivery solutions.
  - \$2.7 million in Fees and Self-generated Revenue out of the Louisiana Entertainment Development Dedicated Fund Account, which supports education development initiatives, matching grants for Louisiana filmmakers, a loan guarantee program, and a deal closing fund.
- Community Assistance Initiatives:
  - \$895,540 for Small and Emerging Business Development. This affords technical assistance to certified small and emerging businesses by providing managerial and/or developmental assistance, as well as technical assistance including entrepreneurial training and other specialized assistance for each business.
  - \$1 million to the Small Business Development Centers (SBDC), allowing for management assistance and business counseling to Louisiana small businesses.
  - \$1.76 million for the Economic Development Regional Awards and Matching Grant Program, which offers assistance to economic development organizations in comprehensive, strategic marketing and recruitment plans for towns, cities, parishes, and regions as a site for new or expanded business development.
  - \$5.75 million for the State Small Business Credit Initiative (SSBCI) to support private sector loans and investments to creditworthy small businesses that are unable to access the capital needed to expand and create jobs.

INCENTIVE EXPENDITURE FORECAST:



In accordance with Act 401 of the 2017 Regular Legislative Session, below is the listing of the incentive expenditure programs based on the most recent Revenue Estimating Conference (REC) forecast. This department administers the following incentive expenditure programs:

- Louisiana Community Economic Development Act (R.S. 47:6031), not in effect.
- Ports of Louisiana Tax Credits (R.S. 47:6036), projected for \$0.
- Motion Picture Investor Tax Credit (R.S. 47:6007), projected for \$180,000,000.
- Research and Development Tax Credit (R.S. 47:6015), projected for \$6,500,000.
- Digital Interactive Media and Software Act (R.S. 47:6022), projected for \$83,042,000.
- Louisiana Motion Picture Incentive Act (R.S. 47:1121), not in effect.
- New Market Tax Credit (R.S. 47:6016), unable to anticipate.
- University Research and Development Parks (R.S. 17:3389), not in effect.
- Industrial Tax Equalization Program (R.S. 47:3201-3205), projected for \$5,540,000.
- Exemption for Manufacturing Establishments (R.S. 47:4301-4306), projected for \$0.
- Louisiana Enterprise Zone Act (R.S. 51:1781), projected for \$38,700,000.
- Sound Recording Investor Tax Credit (R.S. 47:6023), projected for \$75,000.
- Urban Revitalization Tax Incentive Program (R.S. 51:1801), not in effect.
- Technology Commercialization Credit and Jobs Program (R.S. 51:2351), not in effect.
- Angel Investor Tax Credit Program (R.S. 47:6020), projected for \$3,050,000.
- Musical and Theatrical Productions Income Tax Credit (R.S. 47:6034), projected for \$3,500,000.
- Retention and Modernization Act (R.S. 51:2399.1-.6), projected for \$7,500,000.
- Tax Credit for Green Jobs Industries (R.S. 47:6037), not in effect.
- Louisiana Quality Jobs Program Act (R.S. 51:2451), projected for \$155,000,000.
- Corporate Headquarters Relocation Program (R.S. 51:3111), not in effect.
- Competitive Projects Payroll Incentive Program (R.S. 51:3121), projected for \$0.

## 251-Office of the Secretary

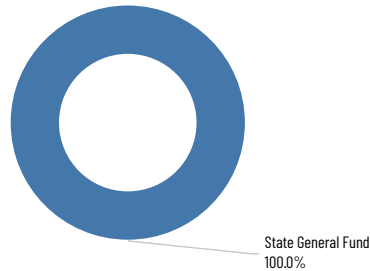
### Agency Description

The Office of the Secretary provides leadership, along with quality administrative and legal services, which sustains and promotes a globally competitive business climate that retains, creates, and attracts quality jobs and increased investment for the benefit of the people of Louisiana.

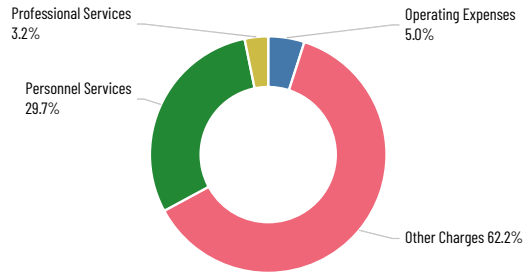
### Agency Budget Summary

Means of Finance & Positions	Existing Operating Budget (EOB) as of 12/01/22	Recommended FY 2023-2024	Recommended Over/(Under) EOB
State General Fund	\$23,817,716	\$20,085,905	(\$3,731,811)
Interagency Transfers	0	0	0
Fees & Self-generated	0	0	0
Statutory Dedications	333,842	0	(333,842)
Federal Funds	0	0	0
<b>Total</b>	<b>\$24,151,558</b>	<b>\$20,085,905</b>	<b>(\$4,065,653)</b>
Total Authorized Positions	35	38	3
Authorized Other Charges Positions	0	0	0

Means of Finance :



Expenditures:



## 252-Office of Business Development

### Agency Description

The Office of Business Development utilizes a targeted economic development approach in order to leverage resources through collaborations with industry, government, and education, as well as regional and local economic development groups, that will contribute to building a higher value-added economy; thereby increasing opportunities, incomes, and wealth.

The Office of Business Development contains two programs: Business Development and Business Incentives.

- Business Development:** Supports statewide economic development by providing expertise and incremental resources to leverage business opportunities; encouragement and assistance in the start-up of new businesses; opportunities for expansion and growth of existing business and industry, including small businesses; execution of an aggressive business recruitment program; partnering relationships with communities for economic growth; expertise in the development and optimization of global opportunities for trade and inbound investments; cultivation of top regional economic development assets; protection and growth of the state's military and federal presence; communication, advertising, and marketing of the state as a premier location to do business; and business intelligence to support these efforts.

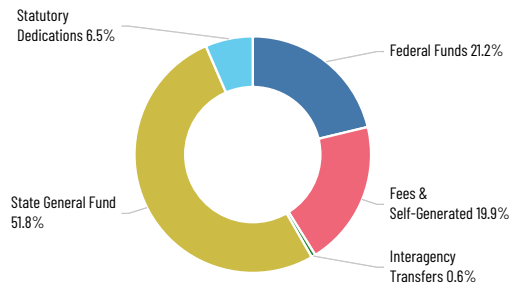


- Business Incentives:** Creates value for existing, expanding, and new businesses in Louisiana by providing quality assistance through marketing and administering tax, financial and other assistance products. Administers the department's business incentives products through the Louisiana Economic Development Corporation and the Board of Commerce and Industry.

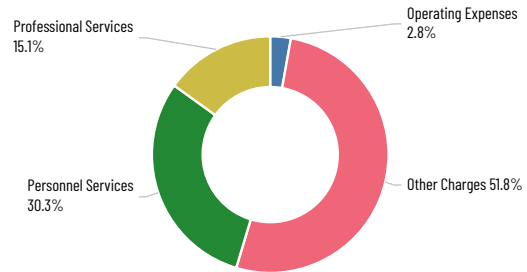
### Agency Budget Summary

Means of Finance & Positions	Existing Operating Budget (EOB) as of 12/01/22	Recommended FY 2023-2024	Recommended Over/(Under) EOB
State General Fund	\$33,762,808	\$15,975,427	(\$17,787,381)
Interagency Transfers	125,000	175,000	50,000
Fees & Self-generated	7,107,024	6,132,364	(974,660)
Statutory Dedications	6,024,415	2,000,000	(4,024,415)
Federal Funds	2,080,115	6,550,335	4,470,220
<b>Total</b>	<b>\$49,099,362</b>	<b>\$30,833,126</b>	<b>(\$18,266,236)</b>
Total Authorized Positions	78	75	(3)
Authorized Other Charges Positions	0	4	4

#### Means of Finance :



#### Expenditures:



# Culture Recreation and Tourism

## Department Description

Schedule 06 - Department of Culture Recreation and Tourism includes 6 budget units: Office of the Secretary, Office of the State Library of Louisiana, Office of State Museum, Office of State Parks, Office of Cultural Development, and Office of Tourism.

## Department Budget Summary

Means of Finance & Positions	Existing Operating Budget (EOB) as of 12/01/22	Recommended FY 2023-2024	Recommended Over/(Under) EOB
State General Fund	\$56,490,802	\$44,117,278	\$(12,373,524)
Interagency Transfers	11,594,745	6,669,967	(4,924,778)
Fees & Self-Generated	70,150,722	52,923,418	(17,227,304)
Statutory Dedications	10,454,679	4,919,551	(5,535,128)
Federal Funds	11,675,101	11,487,146	(187,955)
<b>Total</b>	<b>\$160,366,049</b>	<b>\$120,117,360</b>	<b>\$(40,248,689)</b>
Total Authorized Positions	582	587	5
Authorized Other Charges Positions	14	14	0

## Budget Highlights

- \$4.18 million for litter abatement initiatives including: litter reduction; litter control awareness; the litter abatement grant program; and private sector anti-litter programs. This includes \$630,000 of Statutory Dedications out of the Litter Abatement and Education Account and \$3.55 million of State General Fund (Direct).
- \$1.46 million of State General Fund (Direct) for replacement equipment across state parks.
- \$526,206 of State General Fund (Direct) to fund eight (8) authorized positions for Park Rangers across state parks.
- An increase of \$3.33 million in Fees and Self-Generated Revenues for the Marketing Program to enable additional tourism promotion efforts.
- \$100,000 in Federal Funds from the U.S. Department of Interior for a tourism grant for marketing development initiatives in India, Italy, and Spain.

## INCENTIVE EXPENDITURE FORECAST:

- In accordance with Act 401 of the 2017 Regular Legislative Session, below is the listing of the incentive expenditure programs due to the most recent Revenue Estimating Conference. This department administers the following incentive expenditure programs:
  - Atchafalaya Trace Heritage Area Development Zone (R.S. 25:1226), \$0.
  - Cane River Heritage Tax Credit (R.S. 47:6026), \$0.
  - Tax Credit for Rehabilitation of Historic Structures (R.S. 47:6019), projected for \$125,000,000.



## 261-Office of the Secretary

### Agency Description

The mission of the Office of the Secretary is to position Louisiana to lead through action in defining a New South through Culture, Recreation and Tourism, through the development and implementation of strategic and integrated approaches to management of the Office of State Parks, the Office of Tourism, the Office of State Museum, the Office of Cultural Development, and the Office of State Library.

The mission of the Office of Management and Finance is to direct the mandated functions of human resources, fiscal and information services for the six offices within the Department of Culture, Recreation and Tourism and the Office of the Lieutenant Governor to support them in the accomplishment of their stated goals and objectives. The Office of Management and Finance will provide the highest quality of fiscal, human resources and information services and enhance communications with the six offices within the Department of Culture, Recreation, and Tourism and the Office of the Lieutenant Governor in order to ensure compliance with legislative mandates and increase efficiency and productivity.

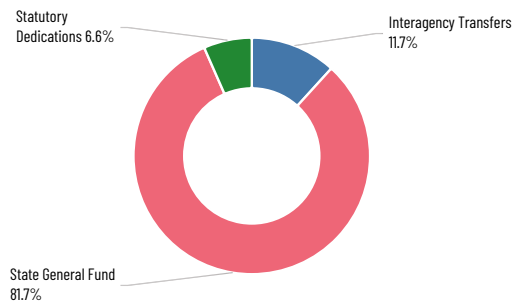
The mission of the Louisiana Seafood Promotion and Marketing Board is to give assistance to the state's seafood industry through product promotion and market development in order to enhance the economic well-being of the industry and of the state, while increasing consumption and value of Louisiana Seafood products.

### Agency Budget Summary

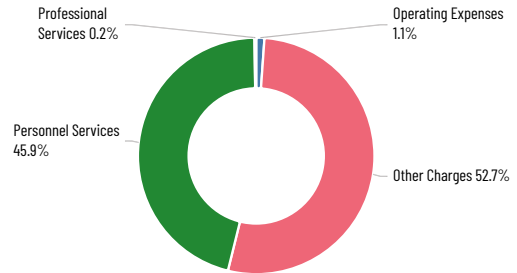
Means of Finance & Positions	Existing Operating Budget (EOB) as of 12/01/22	Recommended FY 2023-2024	Recommended Over/(Under) EOB
State General Fund	\$24,955,332	\$11,393,982	\$(13,561,350)
Interagency Transfers	6,546,217	1,639,129	(4,907,088)
Fees & Self-Generated	85,440	0	(85,440)
Statutory Dedications	289,551	919,551	630,000
Federal Funds	0	0	0
<b>Total</b>	<b>\$31,876,540</b>	<b>\$13,952,662</b>	<b>\$(17,923,878)</b>
Total Authorized Positions	55	52	(3)
Authorized Other Charges Positions	0	0	0



**Means of Finance :**



**Expenditures**



**262-Office of the State Library of Louisiana**

**Agency Description**

The mission of the State Library of Louisiana is to foster a culture of literacy, promote awareness of our state's rich literary heritage, and ensure public access to and preserve informational, educational, cultural, and recreational resources, especially those unique to Louisiana.

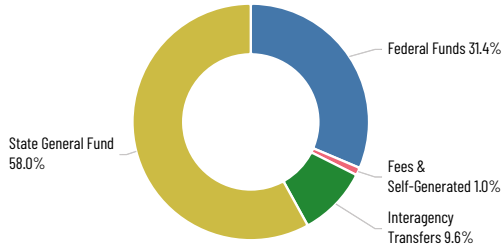
**Agency Budget Summary**

Means of Finance & Positions	Existing Operating Budget (EOB) as of 12/01/22	Recommended FY 2023-2024	Recommended Over/(Under) EOB
State General Fund	\$4,881,733	\$4,972,828	\$91,095
Interagency Transfers	821,436	821,436	0
Fees & Self-Generated	132,000	90,000	(42,000)
Statutory Dedications	0	0	0
Federal Funds	2,689,040	2,689,040	0
<b>Total</b>	<b>\$8,524,209</b>	<b>\$8,573,304</b>	<b>\$49,095</b>
Total Authorized Positions	48	48	0
Authorized Other Charges Positions	0	0	0

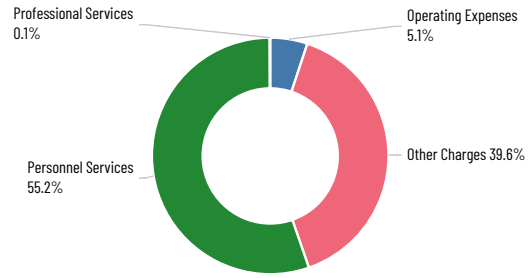




**Means of Finance :**



**Expenditures**



**263-Office of State Museum**

**Agency Description**

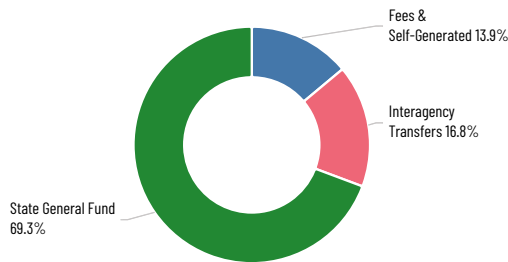
The mission of the Office of State Museum is to maintain the Louisiana State Museum as a true statewide museum system that is accredited by the American Alliance of Museums; to collect, preserve, and interpret buildings, documents, and artifacts that reveal Louisiana's history and culture and to present those items using both traditional and innovative technology to educate, enlighten, and provide enjoyment for the people of Louisiana and its visitors.

**Agency Budget Summary**

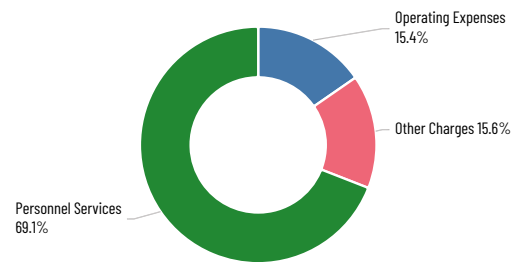
Means of Finance & Positions	Existing Operating Budget (EOB) as of 12/01/22	Recommended FY 2023-2024	Recommended Over/(Under) EOB
State General Fund	\$5,779,094	\$5,950,864	\$171,770
Interagency Transfers	1,440,474	1,440,474	0
Fees & Self-Generated	1,196,043	1,196,043	0
Statutory Dedications	0	0	0
Federal Funds	0	0	0
<b>Total</b>	<b>\$8,415,611</b>	<b>\$8,587,381</b>	<b>\$171,770</b>
Total Authorized Positions	68	68	0
Authorized Other Charges Positions	0	0	0



**Means of Finance :**



**Expenditures**



**264-Office of State Parks**

**Agency Description**

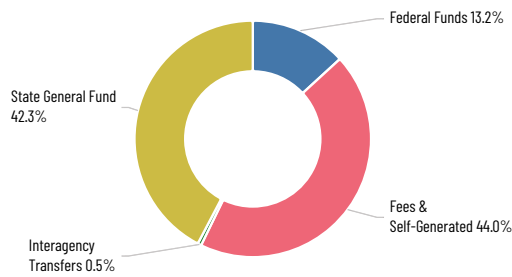
The mission of the Parks and Recreation program is to serve the citizens of Louisiana and visitors by preserving and interpreting natural areas of unique or exceptional scenic value; planning, developing, and operating sites that provide outdoor recreation opportunities in natural surroundings; preserving and interpreting historical and scientific sites of statewide importance; and administering intergovernmental programs related to outdoor recreation and trails.

**Agency Budget Summary**

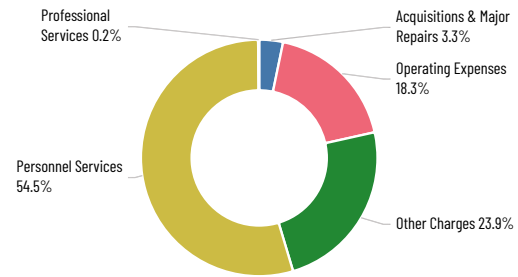
Means of Finance & Positions	Existing Operating Budget (EOB) as of 12/01/22	Recommended FY 2023-2024	Recommended Over/(Under) EOB
State General Fund	\$17,424,173	\$18,956,994	\$1,532,821
Interagency Transfers	224,122	224,122	0
Fees & Self-Generated	25,686,227	19,728,011	(5,958,216)
Statutory Dedications	0	0	0
Federal Funds	5,910,990	5,910,990	0
<b>Total</b>	<b>\$49,245,512</b>	<b>\$44,820,117</b>	<b>\$(4,425,395)</b>
Total Authorized Positions	303	311	8
Authorized Other Charges Positions	6	6	0



**Means of Finance :**



**Expenditures**



**265-Office of Cultural Development**

**Agency Description**

The mission of the Cultural Development program is to administer statewide programs, provide technical assistance and education to survey and preserve Louisiana's historic buildings and sites—both historic and archaeological as well as objects that convey the state's rich heritage and French language through the program's major components: Historic Preservation, Archaeology, and the Council for Development of French in Louisiana.

The mission of the Arts program is to be a catalyst for participation, education, development, and promotion of excellence in the arts, which is an essential and unique part of life in Louisiana. It is the responsibility of the Arts program to support established arts institutions, nurture emerging arts organizations, assist individual artists, encourage the expansion of audiences, and stimulate public participation in the arts while developing Louisiana's cultural economy.

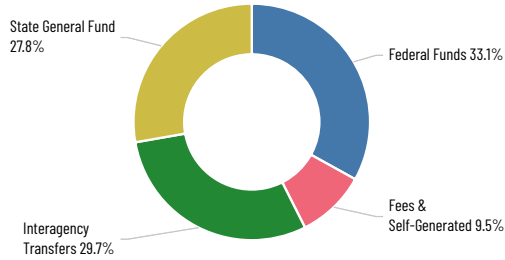
The mission of the Administrative program is to support the programmatic missions and goals of the divisions of Arts, Archaeology, Historic Preservation, and the Council for Development of French in Louisiana.

**Agency Budget Summary**

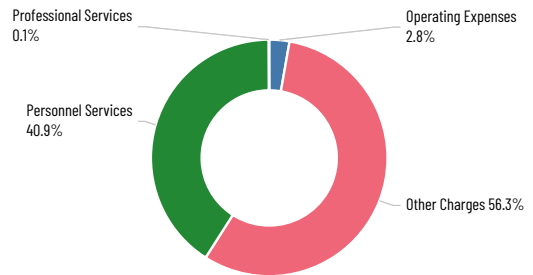
Means of Finance & Positions	Existing Operating Budget (EOB) as of 12/01/22	Recommended FY 2023-2024	Recommended Over/(Under) EOB
State General Fund	\$2,450,470	\$2,340,714	\$(109,756)
Interagency Transfers	2,519,280	2,501,590	(17,690)
Fees & Self-Generated	802,230	802,230	0
Statutory Dedications	0	0	0
Federal Funds	2,787,116	2,787,116	0
<b>Total</b>	<b>\$8,559,096</b>	<b>\$8,431,650</b>	<b>\$(127,446)</b>
Total Authorized Positions	32	32	0
Authorized Other Charges Positions	7	7	0



**Means of Finance :**



**Expenditures**



**267-Office of Tourism**

**Agency Description**

The mission of the Administrative program is to coordinate the efforts and initiatives of the other programs in the Office of Tourism with the advertising agency, other agencies in the department, and other public and private travel industry partners in order to achieve the greatest impact on the tourism industry in Louisiana.

The mission of the Marketing program is to provide advertising and publicity for the assets of Louisiana; to design, produce, and distribute advertising materials in all media; and to reach as many potential tourists as possible with an invitation to visit Louisiana.

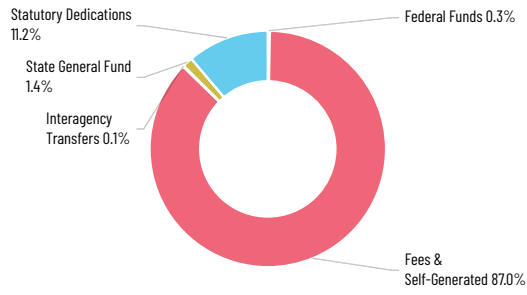
The mission of Louisiana's Welcome Centers, which are located along major highways entering the state and in two of Louisiana's largest cities, is to provide a safe, friendly environment in which to welcome visitors, provide them information about area attractions, and to encourage them to spend more time in the state.

**Agency Budget Summary**

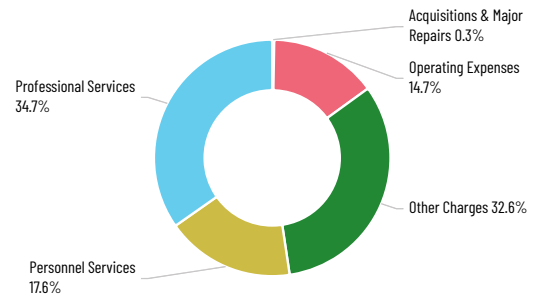
Means of Finance & Positions	Existing Operating Budget (EOB) as of 12/01/22	Recommended FY 2023-2024	Recommended Over/(Under) EOB
State General Fund	\$1,000,000	\$501,896	\$(498,104)
Interagency Transfers	43,216	43,216	0
Fees & Self-Generated	42,248,782	31,107,134	(11,141,648)
Statutory Dedications	10,165,128	4,000,000	(6,165,128)
Federal Funds	287,955	100,000	(187,955)
<b>Total</b>	<b>\$53,745,081</b>	<b>\$35,752,246</b>	<b>\$(17,992,835)</b>
Total Authorized Positions	76	76	0
Authorized Other Charges Positions	1	1	0



**Means of Finance :**



**Expenditures**



# Transportation and Development

## Department Description

Schedule 07 - Department of Transportation and Development includes 2 budget units: Administration, and Engineering and Operations.

## Department Budget Summary

Means of Finance & Positions	Existing Operating Budget (EOB) as of 12/01/22	Recommended FY 2023-2024	Recommended Over/(Under) EOB
State General Fund	\$11,338,531	\$8,000,000	(\$3,338,531)
Interagency Transfers	69,195,194	50,868,492	(18,326,702)
Fees & Self-generated	45,111,659	29,842,875	(15,268,784)
Statutory Dedications	611,167,108	613,412,746	2,245,638
Federal Funds	31,209,540	30,612,163	(597,377)
<b>Total</b>	<b>\$768,022,032</b>	<b>\$732,736,276</b>	<b>(\$35,285,756)</b>
Total Authorized Positions	4,287	4,319	32
Authorized Other Charges Positions	0	0	0

## Budget Highlights

- Funding includes \$430 million in Transportation Trust Fund (TTF) Regular and \$177.2 million in Transportation Trust Fund (TTF) Federal.
- Mobile Weight Enforcement responsibilities will be transferred to DOTD from the Office of State Police along with 32 authorized Table of Organization (T.O.) Mobile Weight Enforcement positions, equipment, and supplies at a cost of \$3.25 million. The increase is offset by a \$1.4 million reduction in Interagency Transfers to State Police from TTF Regular.
- \$27.9 million is provided for replacement acquisitions of heavy moveable equipment in the Operations Program. This includes \$5.9 million in TTF Federal and \$22 million in Fees and Self-generated Revenues from the equipment buy back program.
- An increase of \$3 million in State General Fund (Direct) is provided for additional mowing and litter pickup cycles to be added to the existing workload.
- In FY 2023-2024, DOTD is responsible for maintaining and improving 1,620 Interstate Highway System miles, 3,022 National Highway System miles, 6,304 Highways of Statewide Significance miles, and 7,426 Regional Highway System miles, as well as conducting 4,390 State-System bridge inspections and 2,886 Off-System bridge inspections.



## 273-Administration

### Agency Description

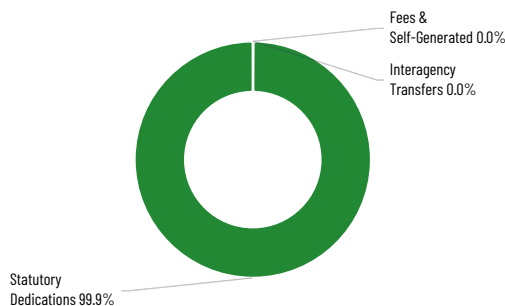
Provides administrative direction and accountability for all programs under the Department's jurisdiction; provides related communications between the Department and other government agencies, the transportation industry, and the general public; and fosters institutional change for the efficient and effective management of people, programs and operations through innovation and deployment of advanced technologies.

Responsible to specify, procure and allocate resources necessary to support the Department's mission.

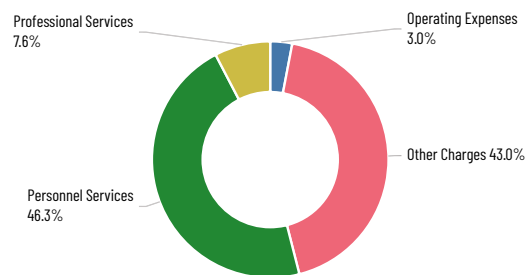
### Agency Budget Summary

Means of Finance & Positions	Existing Operating Budget (EOB) as of 12/01/22	Recommended FY 2023-2024	Recommended Over/(Under) EOB
State General Fund	\$0	\$0	\$0
Interagency Transfers	21,976	21,976	0
Fees & Self-generated	26,505	26,505	0
Statutory Dedications	56,895,005	55,053,174	(1,841,831)
Federal Funds	0	0	0
<b>Total</b>	<b>\$56,943,486</b>	<b>\$55,101,655</b>	<b>(\$1,841,831)</b>
Total Authorized Positions	201	201	0
Authorized Other Charges Positions	0	0	0

#### Means of Finance :



#### Expenditures:



## 276-Engineering and Operations

### Agency Description

Develops, constructs and operates safe, cost-effective and efficient highway and public infrastructure systems that satisfy the needs of the public and serve the economic development of the State in an environmentally compatible manner.

Provides overall direction and long-range planning for Louisiana's transportation system and administers the Department's planning and programming functions related to highways, bridge and pavement management, data collection and analysis, congestion, safety, and public transportation/transit.

Operates and maintains a safe, cost effective and efficient highway system including mowing and litter removal services; operates and maintains the Department's fleet of ferries; regulates mobile and stationary weight enforcement of commercial vehicles and maintains passenger vehicles and specialized heavy equipment.

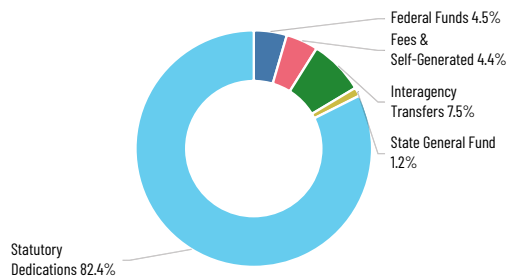
Responsible for management, development, and guidance for Louisiana's aviation system of over 650 public and private airports and heliports. Monitors all publicly-owned airports within the state on behalf of the Federal Aviation Administration (FAA) to determine compliance with federal guidance, oversight, capital improvement grants, aviators. Regulates airports, provides airways lighting and electronic navigation aides to enhance both flight and ground safety on behalf of the general public.

Administers the Department's planning and programming functions related to commercial trucking, ports and waterways, and freight and passenger rail development; advises on intermodal issues; and implements the master plan as it relates to intermodal transportation.

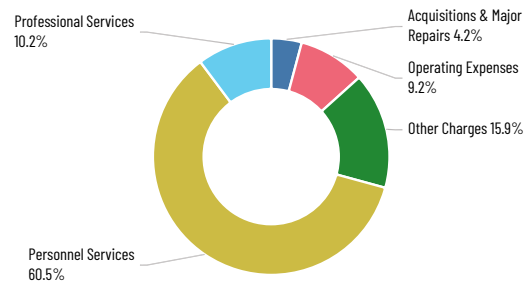
### Agency Budget Summary

Means of Finance & Positions	Existing Operating Budget (EOB) as of 12/01/22	Recommended FY 2023-2024	Recommended Over/(Under) EOB
State General Fund	\$11,338,531	\$8,000,000	(\$3,338,531)
Interagency Transfers	69,173,218	50,846,516	(18,326,702)
Fees & Self-generated	45,085,154	29,816,370	(15,268,784)
Statutory Dedications	554,272,103	558,359,572	4,087,469
Federal Funds	31,209,540	30,612,163	(597,377)
<b>Total</b>	<b>\$711,078,546</b>	<b>\$677,634,621</b>	<b>(\$33,443,925)</b>
Total Authorized Positions	4,086	4,118	32
Authorized Other Charges Positions	0	0	0

Means of Finance :



Expenditures:







THIS PAGE INTENTIONALLY LEFT BLANK

# Corrections Services

## Department Description

Schedule 08A - Corrections Services includes 11 budget units: Corrections - Administration, Louisiana State Penitentiary, Raymond Laborde Correctional Center, Louisiana Correctional Institute for Women, Winn Correctional Center, Allen Correctional Center, Dixon Correctional Institute, Elayn Hunt Correctional Center, David Wade Correctional Center, Adult Probation and Parole, and B.B. "Sixty" Rayburn Correctional Center.

## Department Budget Summary

Means of Finance & Positions	Existing Operating Budget (EOB) as of 12/01/22	Recommended FY 2023-2024	Recommended Over/(Under) EOB
State General Fund	\$646,257,774	\$640,224,812	(\$6,032,962)
Interagency Transfers	14,300,129	16,400,129	2,100,000
Fees & Self-generated	40,002,690	40,234,655	231,965
Statutory Dedications	960,000	960,000	0
Federal Funds	2,230,697	2,230,697	0
<b>Total</b>	<b>\$703,751,290</b>	<b>\$700,050,293</b>	<b>(\$3,700,997)</b>
Total Authorized Positions	4,890	4,890	0
Authorized Other Charges Positions	0	0	0

## Budget Highlights

- \$463.30 million and 3,860 authorized Table of Organization (T.O.) positions are provided for administrative, incarceration, rehabilitation, health services, and diagnostic expenditures to house approximately 14,000 offenders in state-operated correctional facilities. This includes an increase of \$3.16 million in State General Fund (Direct) for a \$5/hour premium pay to nurses.
- Louisiana's system-wide average operating cost per offender, per day is \$47.20, which is among the lowest of the 15 Southern Legislative Conference states according to a 2020 report by the Louisiana Legislative Fiscal Office.
- \$288,970 in State General Fund (Direct) is allocated for incarceration expenditures for approximately thirty adult offenders housed in the privately operated correctional facility (Winn Correctional Center), allowing a cost savings to the state. The private operator is paid a per diem of \$26.39 per offender, per day.
- \$96.78 million provides for the administration and supervision of approximately 46,000 offenders assigned to Adult Probation and Parole. The cost for probation and parole supervision is approximately \$6.02 per offender, per day. This includes an increase of \$3.15 million in State General Fund (Direct) for rental increases in field offices statewide; and an increase to the Special Entrance Rate for probation and parole agents.
- \$1.73 million in State General Fund (Direct) and 23 authorized Table of Organization (T.O.) positions are being transferred from the Louisiana State Penitentiary to Raymond Laborde Correctional Center to provide staffing for the recently opened reception center.

## 400-Corrections - Administration

### Agency Description

This agency provides department wide administration, policy development, financial management, and audit functions; also operates the Crime Victim Services Bureau, Corrections Organized for Re-entry (CORe), and Project Clean Up.

Encompasses fiscal services, budget services, information services, food services, maintenance and construction, performance audit, training, procurement and contractual review, and human resource programs of the department. Ensures that the department's resources are accounted for in accordance with applicable laws and regulations.

Provides administrative oversight and support of the operational programs of the adult correctional institutions; leads and directs the department's audit team, which conducts operational audits of all adult institutions and assists all units with maintenance of American Correctional Association accreditation (ACA); and supports the Administrative Remedy Procedure (offender grievance and disciplinary appeals).

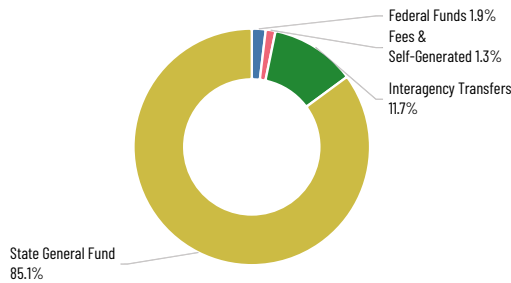
Recommends clemency relief (computation of sentence, restoration of parole eligibility, pardon and restoration of rights) for offenders who have shown that they have been rehabilitated and have been or can become law-abiding citizens. The Board shall also determine the time and conditions of releases on parole of all adult offenders who are eligible for parole and determine and impose sanctions for violations of parole. No recommendation is implemented until the Governor signs the recommendation.

### Agency Budget Summary

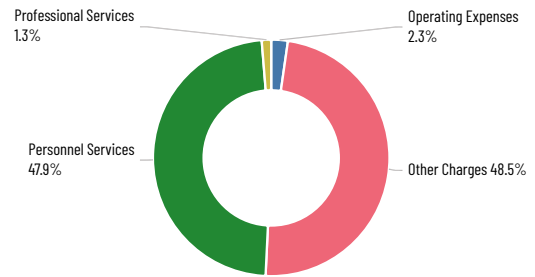
Means of Finance & Positions	Existing Operating Budget (EOB) as of 12/01/22	Recommended FY 2023-2024	Recommended Over/(Under) EOB
State General Fund	\$109,540,058	\$100,136,598	(\$9,403,460)
Interagency Transfers	11,640,466	13,740,466	2,100,000
Fees & Self-generated	1,565,136	1,565,136	0
Statutory Dedications	0	0	0
Federal Funds	2,230,697	2,230,697	0
<b>Total</b>	<b>\$124,976,357</b>	<b>\$117,672,897</b>	<b>(\$7,303,460)</b>
Total Authorized Positions	235	235	0
Authorized Other Charges Positions	0	0	0



**Means of Finance :**



**Expenditures:**



## 402-Louisiana State Penitentiary

### Agency Description

This agency provides administration and institutional support. Administration includes the warden, the institution's business office, and American Correctional Association (ACA) accreditation reporting efforts. Institutional support includes telephone expenses, utilities, postage, Office of Risk Management insurance, and lease-purchase of equipment.

Additionally, it provides services related to the custody and care (offender classification, record keeping and basic necessities such as food, clothing, and laundry) for 4,967 offenders; security services; and maintenance and support of the facility and equipment. Rehabilitation opportunities are provided to offenders through literacy, academic and vocational programs, religious guidance programs, recreational programs, on-the-job training, and institutional work programs. Provides medical services, dental services, mental health services, and substance abuse counseling.

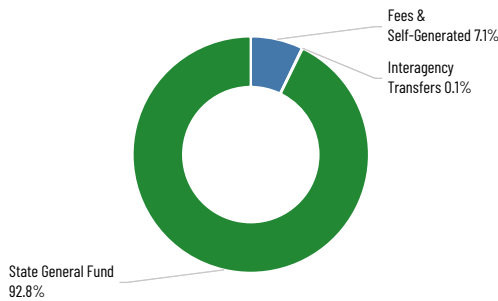
Funds the cost of providing an offender canteen to allow offenders to use their accounts to purchase canteen items. Also provides for expenditures for the benefit of the offender population from profits from the sale of merchandise in the canteen.

Funds expenditures necessary for production of the annual Angola Rodeo events, which are held each October and April through Fees & Self-generated Revenues derived from the sale of admission tickets, hobby-craft sales commissions, advertising, and other miscellaneous sources.

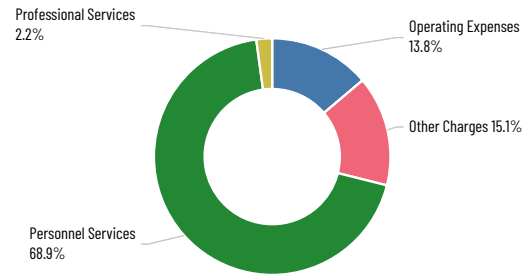
### Agency Budget Summary

Means of Finance & Positions	Existing Operating Budget (EOB) as of 12/01/22	Recommended FY 2023-2024	Recommended Over/(Under) EOB
State General Fund	\$155,979,711	\$159,497,971	\$3,518,260
Interagency Transfers	172,500	172,500	0
Fees & Self-generated	12,215,737	12,292,611	76,874
Statutory Dedications	0	0	0
Federal Funds	0	0	0
<b>Total</b>	<b>\$168,367,948</b>	<b>\$171,963,082</b>	<b>\$3,595,134</b>
Total Authorized Positions	1,289	1,266	(23)
Authorized Other Charges Positions	0	0	0

Means of Finance :



Expenditures:



## 405-Raymond Laborde Correctional Center

### Agency Description

This agency provides administration and institutional support. Administration includes the warden, the institution's business office, and American Correctional Association (ACA) accreditation reporting efforts. Institutional support includes telephone expenses, utilities, postage, Office of Risk Management insurance, and lease-purchase of equipment.

Additionally, it provides services related to the custody and care (offender classification and record keeping and basic necessities such as food, clothing, and laundry) for 1,808 minimum and medium custody offenders; security services; and maintenance and support of the facility and equipment. Rehabilitation opportunities are provided to offenders through literacy, academic and vocational programs, religious guidance programs, recreational programs, on-the-job training, and institutional work programs. Provides medical services (including an infirmary unit), dental services, mental health services, and substance abuse counseling.

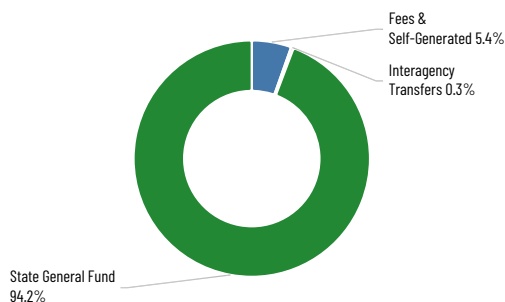
Funds the cost of providing an offender canteen to allow offenders to use their accounts to purchase canteen items. Also provides for expenditures for the benefit of the offender population from profits from the sale of merchandise in the canteen.



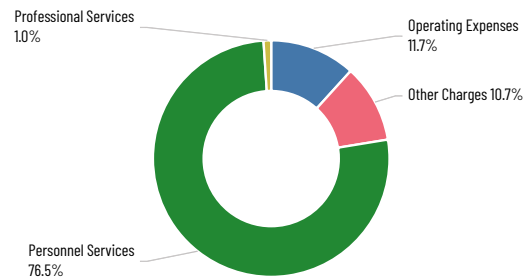
### Agency Budget Summary

Means of Finance & Positions	Existing Operating Budget (EOB) as of 12/01/22	Recommended FY 2023-2024	Recommended Over/(Under) EOB
State General Fund	\$36,773,947	\$39,384,253	\$2,610,306
Interagency Transfers	144,859	144,859	0
Fees & Self-generated	2,233,804	2,261,861	28,057
Statutory Dedications	0	0	0
Federal Funds	0	0	0
<b>Total</b>	<b>\$39,152,610</b>	<b>\$41,790,973</b>	<b>\$2,638,363</b>
Total Authorized Positions	332	355	23
Authorized Other Charges Positions	0	0	0

Means of Finance :



Expenditures:



## 406-Louisiana Correctional Institute for Women

### Agency Description

This agency provides administration and institutional support. Administration includes the warden, institution business office, and American Correctional Association (ACA) accreditation reporting efforts. Institutional support includes telephone expenses, utilities, postage, Office of Risk Management insurance, and lease-purchase of equipment.

Additionally, it provides services related to the custody and care (offender classification and record keeping and basic necessities such as food, clothing, and laundry) for 600 female offenders of all custody classes; security services; and maintenance and support of the facility and equipment. Rehabilitation opportunities are provided to offenders through literacy, academic and vocational programs, religious guidance programs, recreational programs, on-the-job training, and institutional work programs. Provides medical services, dental services, mental health services, and substance abuse counseling.

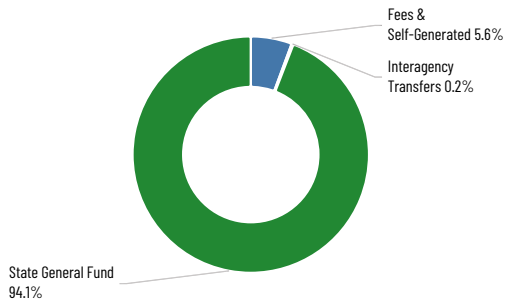
Funds the cost of providing an offender canteen to allow offenders to use their accounts to purchase canteen items. Also provides for expenditures for the benefit of the offender population from profits from the sale of merchandise in the canteen.



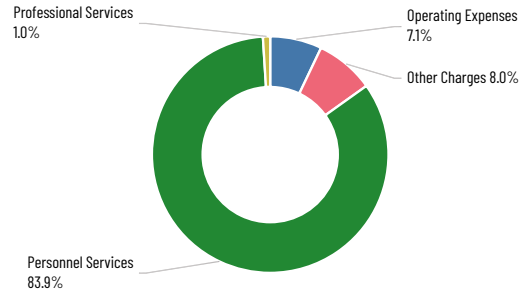
### Agency Budget Summary

Means of Finance & Positions	Existing Operating Budget (EOB) as of 12/01/22	Recommended FY 2023-2024	Recommended Over/(Under) EOB
State General Fund	\$28,049,696	\$28,531,792	\$482,096
Interagency Transfers	72,430	72,430	0
Fees & Self-generated	1,677,834	1,707,734	29,900
Statutory Dedications	0	0	0
Federal Funds	0	0	0
<b>Total</b>	<b>\$29,799,960</b>	<b>\$30,311,956</b>	<b>\$511,996</b>
Total Authorized Positions	265	265	0
Authorized Other Charges Positions	0	0	0

**Means of Finance :**



**Expenditures:**



## 407-Winn Correctional Center

### Agency Description

This agency provides the Office of Risk Management insurance.

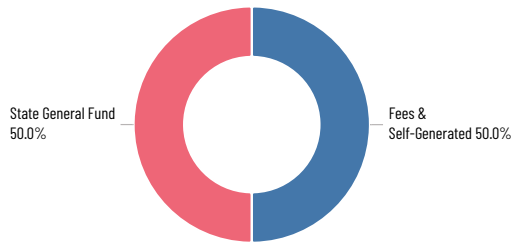
Additionally, it provides the necessary level of security for 30 male offenders, and is operated by LaSalle Corrections which is a privately managed correctional facility.



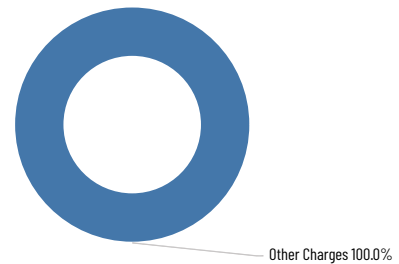
### Agency Budget Summary

Means of Finance & Positions	Existing Operating Budget (EOB) as of 12/01/22	Recommended FY 2023-2024	Recommended Over/(Under) EOB
State General Fund	\$288,970	\$288,970	\$0
Interagency Transfers	0	0	0
Fees & Self-generated	292,955	289,105	(3,850)
Statutory Dedications	0	0	0
Federal Funds	0	0	0
<b>Total</b>	<b>\$581,925</b>	<b>\$578,075</b>	<b>(\$3,850)</b>
Total Authorized Positions	0	0	0
Authorized Other Charges Positions	0	0	0

**Means of Finance :**



**Expenditures:**



## 408-Allen Correctional Center

### Agency Description

This agency provides administration and institutional support. Administration includes the warden, institution business office, and American Correctional Association (ACA) accreditation reporting efforts. Institutional support includes telephone expenses, utilities, postage, Office of Risk Management insurance, and lease-purchase of equipment.

Additionally, it provides services related to the custody and care (offender classification and record keeping and basic necessities such as food, clothing, and laundry) for 1,474 offenders of various custody levels; security services; and maintenance and support of the facility and equipment. Rehabilitation opportunities are provided to offenders through literacy, academic and vocational programs, religious guidance programs, recreational programs, on-the-job training, and institutional work programs. Provides medical services, dental services, mental health services, and substance abuse counseling.

Funds the cost of providing an offender canteen to allow offenders to use their accounts to purchase canteen items. Also provides for expenditures for the benefit of the offender population from profits from the sale of merchandise in the canteen.

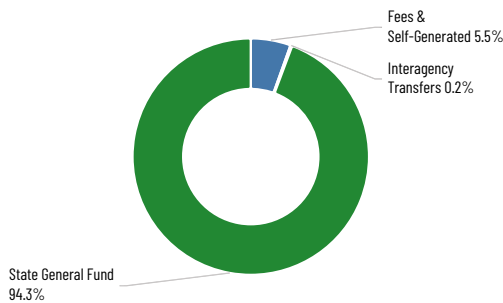




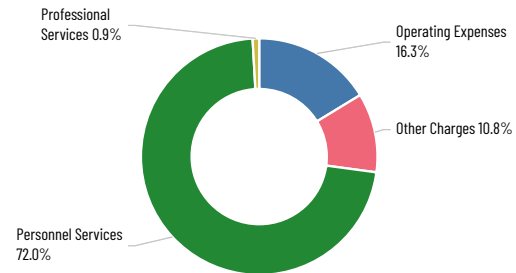
### Agency Budget Summary

Means of Finance & Positions	Existing Operating Budget (EOB) as of 12/01/22	Recommended FY 2023-2024	Recommended Over/(Under) EOB
State General Fund	\$30,960,022	\$30,970,535	\$10,513
Interagency Transfers	78,032	78,032	0
Fees & Self-generated	1,751,381	1,793,048	41,667
Statutory Dedications	0	0	0
Federal Funds	0	0	0
<b>Total</b>	<b>\$32,789,435</b>	<b>\$32,841,615</b>	<b>\$52,180</b>
Total Authorized Positions	293	293	0
Authorized Other Charges Positions	0	0	0

Means of Finance :



Expenditures:



## 409-Dixon Correctional Institute

### Agency Description

This agency provides administration and institutional support. Administration includes the warden, institution business office, and American Correctional Association (ACA) accreditation reporting efforts. Institutional support includes telephone expenses, utilities, postage, Office of Risk Management insurance, and lease-purchase of equipment.

Additionally, it provides services related to the custody and care (offender classification and record keeping and basic necessities such as food, clothing, and laundry) for 1,800 minimum and medium custody offenders; security services; and maintenance and support for the facility and equipment. Rehabilitation opportunities are provided to offenders through literacy, academic and vocational programs, religious guidance programs, recreational programs, on-the-job training, and institutional work programs. Provides medical services (including an infirmary unit and dialysis treatment program), dental services, mental health services, and substance abuse counseling.

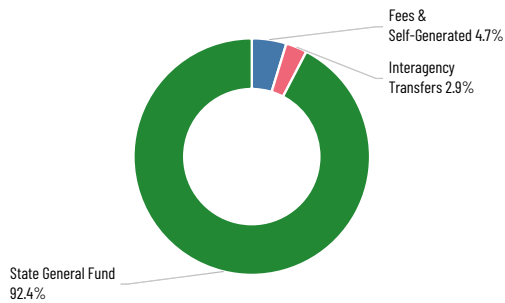
Funds the cost of providing an offender canteen to allow offenders to use their accounts to purchase canteen items. Also provides for expenditures for the benefit of the offender population from profits from the sale of merchandise in the canteen.



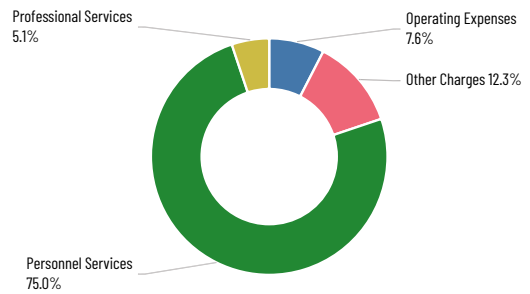
### Agency Budget Summary

Means of Finance & Positions	Existing Operating Budget (EOB) as of 12/01/22	Recommended FY 2023-2024	Recommended Over/(Under) EOB
State General Fund	\$55,075,846	\$54,505,910	(\$569,936)
Interagency Transfers	1,715,447	1,715,447	0
Fees & Self-generated	2,787,868	2,790,159	2,291
Statutory Dedications	0	0	0
Federal Funds	0	0	0
<b>Total</b>	<b>\$59,579,161</b>	<b>\$59,011,516</b>	<b>(\$567,645)</b>
Total Authorized Positions	463	463	0
Authorized Other Charges Positions	0	0	0

**Means of Finance :**



**Expenditures:**



## 413-Elayn Hunt Correctional Center

### Agency Description

This agency provides administration and institutional support. Administration includes the warden, institution business office, and American Correctional Association (ACA) accreditation reporting efforts. Institutional support includes telephone expenses, utilities, postage, Office of Risk Management insurance, and lease-purchase of equipment.

Additionally, it provides services related to the custody and care (offender classification and record keeping and basic necessities such as food, clothing, and laundry) for 1,975 offenders of various custody levels; security services; and maintenance and support of the facility and equipment. Rehabilitation opportunities are provided to offenders through literacy, academic and vocational programs, religious guidance programs, recreational programs, on-the-job training, and institutional work programs. Provides medical services, dental services, mental health services, and substance abuse counseling; and diagnostic and classification services for newly committed state offenders, including medical exam, psychological evaluation, and social workup.

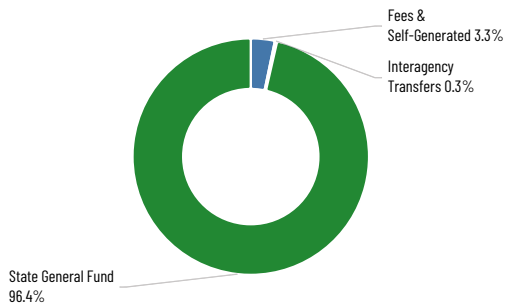
Funds the cost of providing an offender canteen to allow offenders to use their accounts to purchase canteen items. Also provides for expenditures for the benefit of the offender population from profits from the sale of merchandise in the canteen.



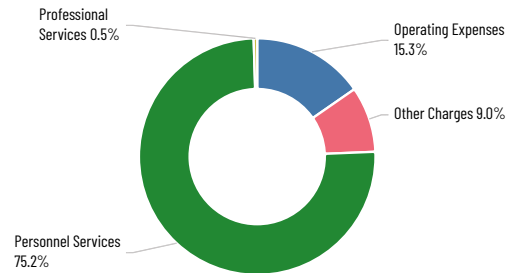
### Agency Budget Summary

Means of Finance & Positions	Existing Operating Budget (EOB) as of 12/01/22	Recommended FY 2023-2024	Recommended Over/(Under) EOB
State General Fund	\$85,467,607	\$76,336,766	(\$9,130,841)
Interagency Transfers	243,048	243,048	0
Fees & Self-generated	2,571,588	2,595,783	24,195
Statutory Dedications	0	0	0
Federal Funds	0	0	0
<b>Total</b>	<b>\$88,282,243</b>	<b>\$79,175,597</b>	<b>(\$9,106,646)</b>
Total Authorized Positions	637	637	0
Authorized Other Charges Positions	0	0	0

Means of Finance :



Expenditures:



## 414-David Wade Correctional Center

### Agency Description

This agency provides administration and institutional support. Administration includes the warden, institution business office, and American Correctional Association (ACA) accreditation reporting efforts. Institutional support includes telephone expenses, utilities, postage, Office of Risk Management insurance, and lease-purchase of equipment.

Additionally, it provides services related to the custody and care (offender classification and record keeping and basic necessities such as food, clothing, and laundry) for 1,224 multi-level custody offenders; security services; and maintenance and support of the facility and equipment. Rehabilitation opportunities are provided to offenders through literacy, academic and vocational programs, religious guidance programs, recreational programs, on-the-job training, and institutional work programs. Provides medical services (including an infirmary unit), dental services, mental health services, and substance abuse counseling.

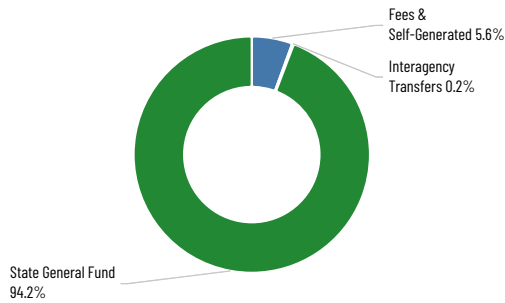
Funds the cost of providing an offender canteen to allow offenders to use their accounts to purchase canteen items. Also provides for expenditures for the benefit of the offender population from profits from the sale of merchandise in the canteen.



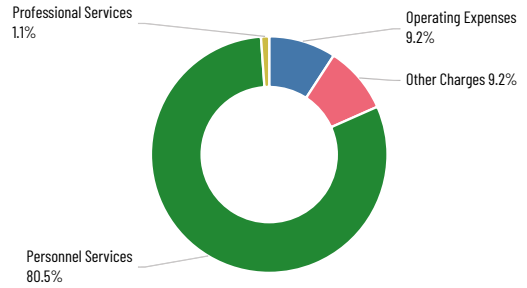
### Agency Budget Summary

Means of Finance & Positions	Existing Operating Budget (EOB) as of 12/01/22	Recommended FY 2023-2024	Recommended Over/(Under) EOB
State General Fund	\$34,432,989	\$34,039,138	(\$393,851)
Interagency Transfers	77,283	77,283	0
Fees & Self-generated	1,981,682	2,012,844	31,162
Statutory Dedications	0	0	0
Federal Funds	0	0	0
<b>Total</b>	<b>\$36,491,954</b>	<b>\$36,129,265</b>	<b>(\$362,689)</b>
Total Authorized Positions	326	326	0
Authorized Other Charges Positions	0	0	0

**Means of Finance :**



**Expenditures:**



## 415-Adult Probation and Parole

### Agency Description

This agency provides management direction, guidance, coordination, and administrative support.

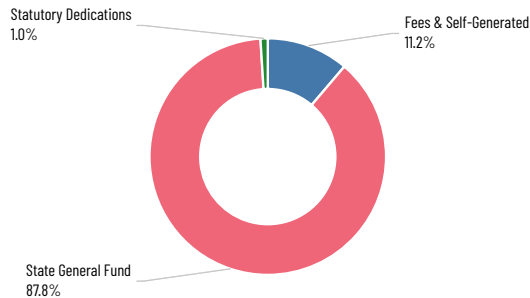
Additionally, it provides supervision of remanded clients; supplies investigative reports for sentencing, release, and clemency; fulfills extradition requirements; and supervises contract work release centers.



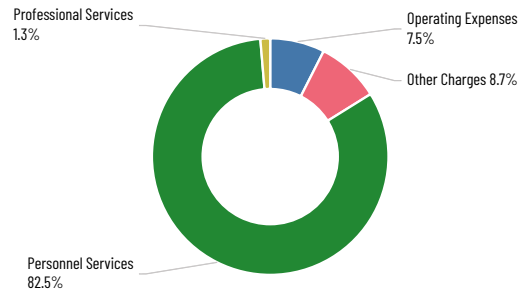
### Agency Budget Summary

Means of Finance & Positions	Existing Operating Budget (EOB) as of 12/01/22	Recommended FY 2023-2024	Recommended Over/(Under) EOB
State General Fund	\$79,091,043	\$84,963,769	\$5,872,726
Interagency Transfers	0	0	0
Fees & Self-generated	10,854,000	10,854,000	0
Statutory Dedications	960,000	960,000	0
Federal Funds	0	0	0
<b>Total</b>	<b>\$90,905,043</b>	<b>\$96,777,769</b>	<b>\$5,872,726</b>
Total Authorized Positions	753	753	0
Authorized Other Charges Positions	0	0	0

**Means of Finance :**



**Expenditures:**



## 416-B.B. "Sixty" Rayburn Correctional Center

### Agency Description

This agency provides administration and institutional support. Administration includes the warden, institution business office, and American Correctional Association (ACA) accreditation reporting efforts. Institutional support includes telephone expenses, utilities, postage, Office of Risk Management insurance, and lease-purchase of equipment.

Additionally, it provides services related to the custody and care (offender classification and record keeping and basic necessities such as food, clothing, and laundry) for 1,314 multi-level custody offenders; security services; and maintenance and support of the facility and equipment. Rehabilitation opportunities are provided to offenders through literacy, academic and vocational programs, religious guidance programs, recreational programs, on-the-job training, and institutional work programs. Provides medical services (including an infirmary unit), dental services, mental health services, and substance abuse counseling.

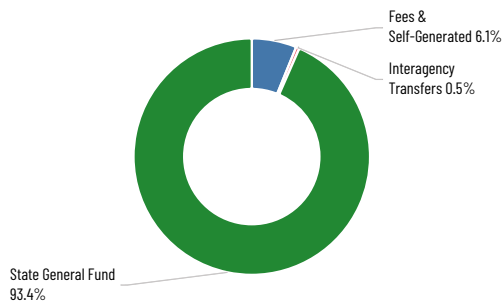
Funds the cost of providing an offender canteen to allow offenders to use their accounts to purchase canteen items. Also provides for expenditures for the benefit of the offender population from profits from the sale of merchandise in the canteen.



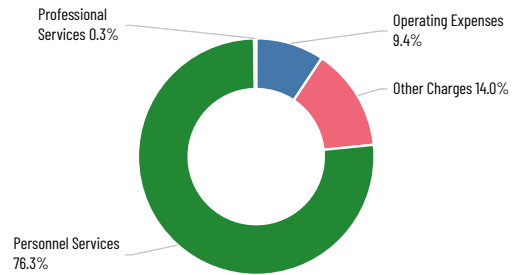
### Agency Budget Summary

Means of Finance & Positions	Existing Operating Budget (EOB) as of 12/01/22	Recommended FY 2023-2024	Recommended Over/(Under) EOB
State General Fund	\$30,597,885	\$31,569,110	\$971,225
Interagency Transfers	156,064	156,064	0
Fees & Self-generated	2,070,705	2,072,374	1,669
Statutory Dedications	0	0	0
Federal Funds	0	0	0
<b>Total</b>	<b>\$32,824,654</b>	<b>\$33,797,548</b>	<b>\$972,894</b>
Total Authorized Positions	297	297	0
Authorized Other Charges Positions	0	0	0

#### Means of Finance :



#### Expenditures:





THIS PAGE INTENTIONALLY LEFT BLANK

# Public Safety Services

## Department Description

Schedule 08B - Public Safety Services includes 7 budget units: Office of Management and Finance, Office of State Police, Office of Motor Vehicles, Office of State Fire Marshal, Louisiana Gaming Control Board, Liquefied Petroleum Gas Commission, and Louisiana Highway Safety Commission.

## Department Budget Summary

Means of Finance & Positions	Existing Operating Budget (EOB) as of 12/01/22	Recommended FY 2023-2024	Recommended Over/(Under) EOB
State General Fund	\$9,831,779	\$38,137,051	\$28,305,272
Interagency Transfers	36,411,267	35,660,733	(750,534)
Fees & Self-generated	301,457,147	298,039,505	(3,417,642)
Statutory Dedications	143,679,823	123,004,391	(20,675,432)
Federal Funds	37,079,682	38,620,880	1,541,198
<b>Total</b>	<b>\$528,459,698</b>	<b>\$533,462,560</b>	<b>\$5,002,862</b>
Total Authorized Positions	2,684	2,654	(30)
Authorized Other Charges Positions	0	0	0

## Budget Highlights

- The total funding in Public Safety Services for Fiscal Year 2023-2024 is \$533.46 million. This represents a 0.95% increase. The total increase in funding when compared to Fiscal Year 2022-2023 is \$5 million.
- The Office of State Police allocated funding for 1,119 State Trooper Commissioned Officer positions; of which, 603 are assigned to patrol the state's roadways.
- \$6.31 million in State General Fund (Direct) is provided in order to fund two 50-member training academies in the Office of State Police. Since Gov. John Bel Edwards has been in office, seven training academies have been completed with 281 new cadets graduating.
- \$3.53 million in State General Fund (Direct) is provided in order to fund the Louisiana Cyber Crime Unit in the Office of State Police.
- \$2 million in Statutory Dedications out of the Natural Resource Restoration Fund is provided for various projects implemented by the Louisiana Oil Spill Coordinator's Office in the Office of State Police.
- \$6.80 million in Fees and Self-generated Revenue is included from the Office of Motor Vehicles Customer Service Technology Dedicated Fund Account. This fund provides funding for technology-related projects, including the Office of Motor Vehicles reengineering project known as the Newly Enhanced Application for Licensing (NEAL). Since Fiscal Year 2019-2020, approximately \$7.52 million has been appropriated annually for these projects.
- Thirty-two authorized Table of Organization (T.O.) positions are transferred from the Office of State Police to the Department of Transportation and Development (DOTD) as the operation and maintenance of the Mobile Weights and Standards scale enforcement will be transferred to DOTD. This adjustment also includes a \$1.47 million reduction in Interagency Transfers from DOTD.





- \$5.49 million in State General Fund (Direct) is included for the purchase of 449 replacement vehicles for the Office of State Police. Since Fiscal Year 2017-2018, approximately \$16.50 million has been appropriated to fund the replacement of 1,042 vehicles. As of November 2022, there were 1,872 vehicles in the State Police fleet. Of these, 542 have 150,000 or more miles and are in need of replacement.

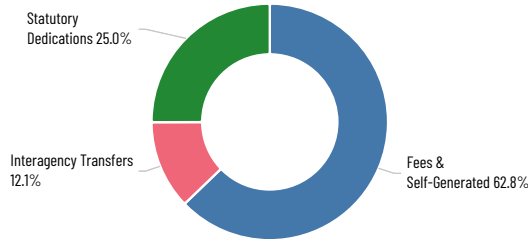
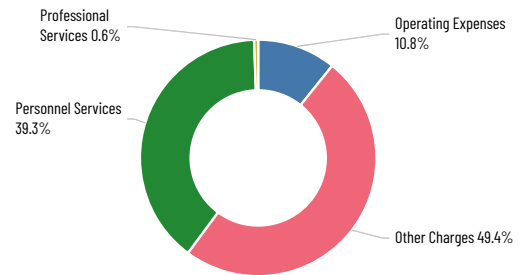
## 418-Office of Management and Finance

### Agency Description

Provides effective management and support services in an efficient, expeditious, and professional manner to all budget units within Public Safety Services.

### Agency Budget Summary

Means of Finance & Positions	Existing Operating Budget (EOB) as of 12/01/22	Recommended FY 2023-2024	Recommended Over/(Under) EOB
State General Fund	\$0	\$0	\$0
Interagency Transfers	3,766,719	3,766,719	0
Fees & Self-generated	20,886,207	19,477,818	(1,408,389)
Statutory Dedications	7,764,726	7,764,726	0
Federal Funds	0	0	0
<b>Total</b>	<b>\$32,417,652</b>	<b>\$31,009,263</b>	<b>(\$1,408,389)</b>
Total Authorized Positions	104	104	0
Authorized Other Charges Positions	0	0	0

**Means of Finance :****Expenditures:****419-Office of State Police****Agency Description**

Enforces state laws relating to motor vehicles and streets and highways of the state, investigates crashes, performs drug interdiction, aids motorists, conducts crime prevention programs, promotes highway safety, and leads and assists local and state law enforcement agencies; provides inspection and enforcement activities relative to intrastate and interstate commercial vehicles; oversees the transportation of hazardous materials; regulates the towing and wrecker industry; and regulates explosives control.

Has responsibility for the enforcement of all statutes relating to criminal activity; serves as a repository for information and point of coordination for multi-jurisdictional investigations; investigates police shootings, corruption, and politically sensitive cases, and supports local agencies and jurisdictions with investigative assistance, violent crimes, and child predator investigations; enforces all local, state, and federal statutes that prohibit the possession, use, and distribution of narcotics, dangerous drugs, and prohibited substances; reviews referrals and complaints related to insurance fraud.

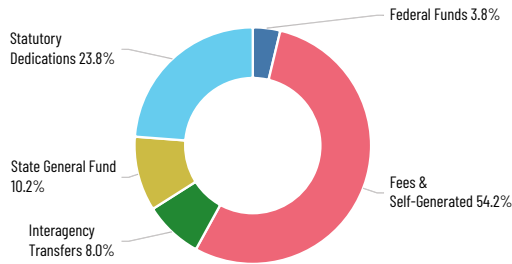
Provides support services to personnel within the Office of State Police and other public law enforcement agencies; operates the crime laboratory; trains and certifies personnel on blood alcohol testing machinery and paperwork; serves as central depository for criminal records; manages fleet operations and maintenance; issues Concealed Handgun permits; provides security for elected officials; provides security for the Capitol Complex and state-owned facilities across the state; conducts background investigations on new and current employees through its Internal Affairs Section; promotes interoperability throughout the state; and manages and provides training, certification, and recertification of all required law enforcement classes.

Regulates, licenses, audits, and investigates gaming activities in the state, including video poker, riverboat, land-based casino, Indian gaming, gaming equipment and manufacturers, and sports wagering.

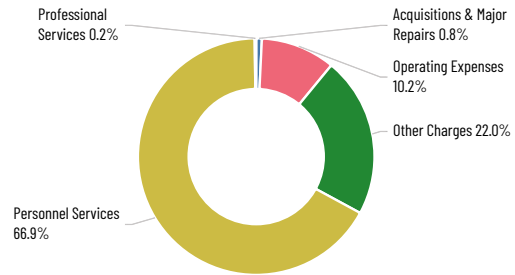
### Agency Budget Summary

Means of Finance & Positions	Existing Operating Budget (EOB) as of 12/01/22	Recommended FY 2023-2024	Recommended Over/(Under) EOB
State General Fund	\$8,831,779	\$37,777,741	\$28,945,962
Interagency Transfers	29,749,977	29,749,443	(534)
Fees & Self-generated	204,178,267	200,880,418	(3,297,849)
Statutory Dedications	107,277,142	88,122,905	(19,154,237)
Federal Funds	12,219,206	13,894,158	1,674,952
<b>Total</b>	<b>\$362,256,371</b>	<b>\$370,424,665</b>	<b>\$8,168,294</b>
Total Authorized Positions	1,771	1,746	(25)
Authorized Other Charges Positions	0	0	0

**Means of Finance :**



**Expenditures:**



## 420-Office of Motor Vehicles

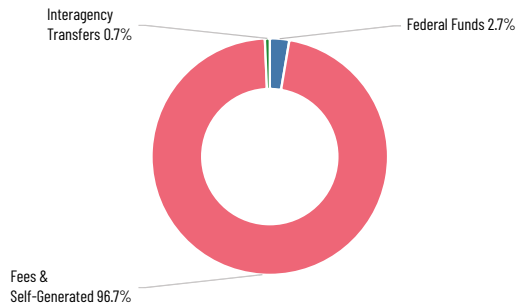
### Agency Description

Through field offices and headquarter units, issues Louisiana driver's licenses, identification cards, license plates, registrations and certificates of titles; maintains driving records and vehicle records; enforces the state's mandatory automobile insurance liability insurance laws; reviews and processes files received from law enforcement agencies and courts, governmental agencies, insurance companies and individuals; takes action based on established law, policies and procedures; complies with several federal/state mandated and regulated programs such as Motor Voter Registration process.

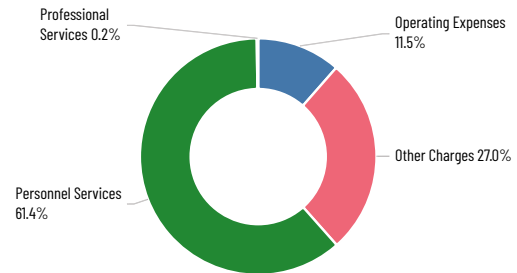
## Agency Budget Summary

Means of Finance & Positions	Existing Operating Budget (EOB) as of 12/01/22	Recommended FY 2023-2024	Recommended Over/(Under) EOB
State General Fund	\$1,000,000	\$0	(\$1,000,000)
Interagency Transfers	472,500	472,500	0
Fees & Self-generated	67,317,565	68,666,288	1,348,723
Statutory Dedications	0	0	0
Federal Funds	1,890,750	1,890,750	0
<b>Total</b>	<b>\$70,680,815</b>	<b>\$71,029,538</b>	<b>\$348,723</b>
Total Authorized Positions	567	566	(1)
Authorized Other Charges Positions	0	0	0

### Means of Finance :



### Expenditures:



## 422-Office of State Fire Marshal

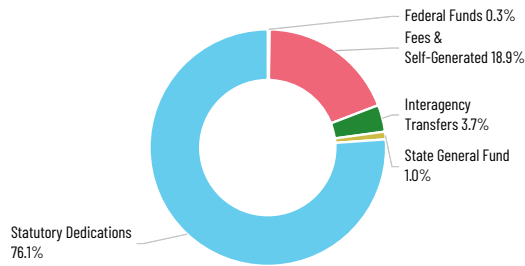
### Agency Description

Performs fire and safety inspections of all facilities requiring state or federal licenses; certifies health care facilities for compliance with fire and safety codes; certifies and licenses fire protection sprinklers and extinguishers; inspects boiler and certain pressure vessels; licenses manufacturers, distributors, and retailers of fireworks. Investigates fires not covered by a recognized fire protection bureau; maintains a data depository and provides statistical analyses of all fires. Reviews final construction plans and specifications for new or remodeled buildings in the state (except one and two family dwellings) for compliance with fire, safety and accessibility laws; reviews designs and calculations for fire extinguishing systems, alarm systems, portable fire extinguishers, and dry chemical suppression systems.

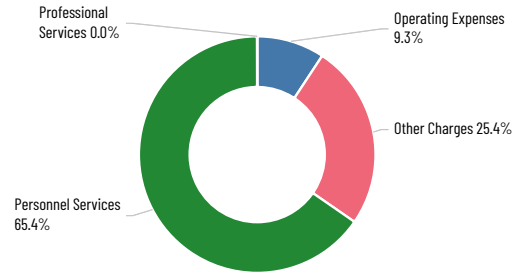
### Agency Budget Summary

Means of Finance & Positions	Existing Operating Budget (EOB) as of 12/01/22	Recommended FY 2023-2024	Recommended Over/(Under) EOB
State General Fund	\$0	\$359,310	\$0
Interagency Transfers	2,009,721	1,259,721	(750,000)
Fees & Self-generated	6,525,000	6,481,072	(43,928)
Statutory Dedications	27,608,476	26,099,064	(1,509,412)
Federal Funds	90,600	90,600	0
<b>Total</b>	<b>\$36,233,797</b>	<b>\$34,289,767</b>	<b>(\$1,944,030)</b>
Total Authorized Positions	211	207	(4)
Authorized Other Charges Positions	0	0	0

Means of Finance :



Expenditures:



## 423-Louisiana Gaming Control Board

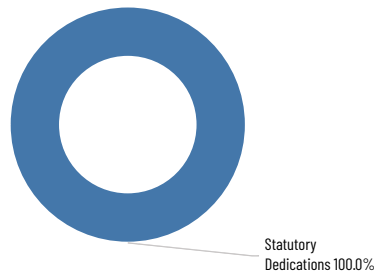
### Agency Description

Promulgates and enforces rules which regulate operations in the state relative to provisions of the Louisiana Riverboat Economic Development and Gaming Control Act, the Louisiana Economic Development and Gaming Corporation Act, and the Video Draw Poker Devices Control law. Further, the board has all regulatory, enforcement and supervisory authority that exists in the state as it relates to gaming on Indian lands.

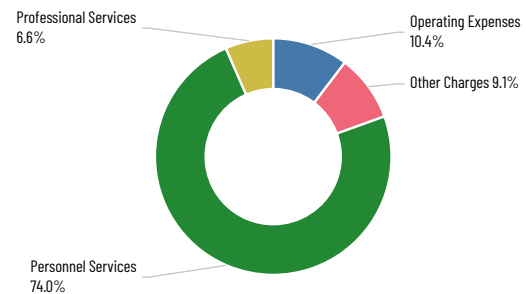
## Agency Budget Summary

Means of Finance & Positions	Existing Operating Budget (EOB) as of 12/01/22	Recommended FY 2023-2024	Recommended Over/(Under) EOB
State General Fund	\$0	\$0	\$0
Interagency Transfers	0	0	0
Fees & Self-generated	0	0	0
Statutory Dedications	1,029,479	1,017,696	(11,783)
Federal Funds	0	0	0
<b>Total</b>	<b>\$1,029,479</b>	<b>\$1,017,696</b>	<b>(\$11,783)</b>
Total Authorized Positions	4	4	0
Authorized Other Charges Positions	0	0	0

### Means of Finance :



### Expenditures:



## 424-Liquefied Petroleum Gas Commission

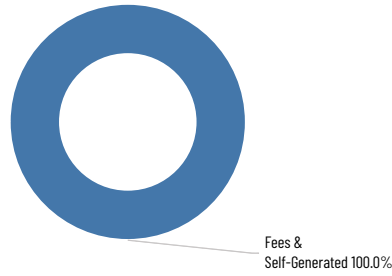
### Agency Description

Promulgates and enforces rules which regulate the distribution, handling and storage, and transportation of liquefied petroleum gases; inspects storage facilities and equipment; examines and certifies personnel engaged in the industry.

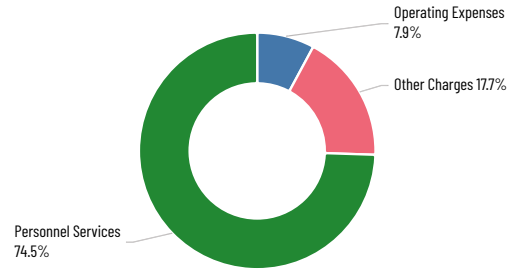
### Agency Budget Summary

Means of Finance & Positions	Existing Operating Budget (EOB) as of 12/01/22	Recommended FY 2023-2024	Recommended Over/(Under) EOB
State General Fund	\$0	\$0	\$0
Interagency Transfers	0	0	0
Fees & Self-generated	1,717,802	1,630,778	(87,024)
Statutory Dedications	0	0	0
Federal Funds	0	0	0
<b>Total</b>	<b>\$1,717,802</b>	<b>\$1,630,778</b>	<b>(\$87,024)</b>
Total Authorized Positions	12	12	0
Authorized Other Charges Positions	0	0	0

**Means of Finance :**



**Expenditures:**



## 425-Louisiana Highway Safety Commission

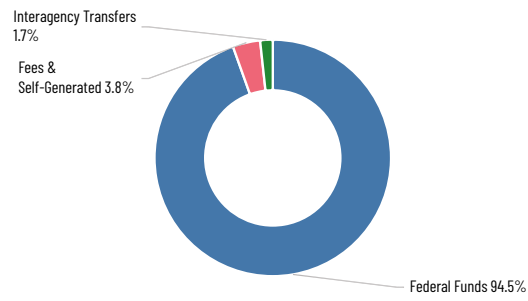
### Agency Description

Provides the mechanism through which the state receives federal funds for highway safety purposes; conducts analyses of highway safety initiatives; contracts with law enforcement agencies to maintain compliance with federal mandates; conducts public information/education initiatives in nine highway safety priority areas.

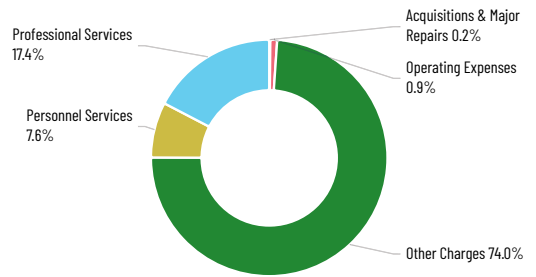
### Agency Budget Summary

Means of Finance & Positions	Existing Operating Budget (EOB) as of 12/01/22	Recommended FY 2023-2024	Recommended Over/(Under) EOB
State General Fund	\$0	\$0	\$0
Interagency Transfers	412,350	412,350	0
Fees & Self-generated	832,306	903,131	70,825
Statutory Dedications	0	0	0
Federal Funds	22,879,126	22,745,372	(133,754)
<b>Total</b>	<b>\$24,123,782</b>	<b>\$24,060,853</b>	<b>(\$62,929)</b>
Total Authorized Positions	15	15	0
Authorized Other Charges Positions	0	0	0

**Means of Finance :**



**Expenditures:**







THIS PAGE INTENTIONALLY LEFT BLANK

# Youth Services

## Department Description

Schedule 08C - Youth Services includes 1 budget unit: Office of Juvenile Justice.

## Department Budget Summary

Means of Finance & Positions	Existing Operating Budget (EOB) as of 12/01/22	Recommended FY 2023-2024	Recommended Over/(Under) EOB
State General Fund	\$146,428,607	\$144,300,938	(\$2,127,669)
Interagency Transfers	19,452,626	19,452,626	0
Fees & Self-generated	924,509	924,509	0
Statutory Dedications	0	0	0
Federal Funds	891,796	891,796	0
<b>Total</b>	<b>\$167,697,538</b>	<b>\$165,569,869</b>	<b>(\$2,127,669)</b>
Total Authorized Positions	907	907	0
Authorized Other Charges Positions	6	6	0

## Budget Highlights

- The Office of Juvenile Justice (OJJ) serves approximately 5,400 youth in community-based programs, and probation and parole programs, and youth at five (5) secure care facilities (Acadiana Center for Youth, Bridge City Center for Youth, Bridge City Center for Youth at West Feliciana, Swanson Center for Youth at Monroe, and Swanson Center for Youth at Columbia).
- During FY 2020-2021, twenty-five million in bonds were issued for the construction of a new 82 bed secure care facility in Monroe. OJJ anticipates opening this new facility during FY 2023-2024 to replace the existing Swanson Monroe facility. OJJ anticipates the closing out of the existing Swanson - Monroe facility by the end of FY 2023-2024.
- \$8.30 million in State General Fund (Direct) is provided for the Raise the Age initiative, which initially began with the induction of non-violent offenders in FY 2018-2019. Full implementation of Raise the Age initiative occurred in FY 2020-2021, which included the induction of violent offenders.
- The Office of Juvenile Justice, Louisiana Department of Children and Family Services, Louisiana Department of Health, and the Department of Education continue their efforts of providing a Coordinated System of Care (CSoC) offering an integrated approach to providing services for at-risk children and youth, served within the child welfare and juvenile justice populations.
- The Office of Juvenile Justice is consolidating the Administration, North, Central/Southwest, Southeast and Contract Services program into the Youth Services Program. This consolidation of programs allows OJJ the structure and ability to operate in compliance with ACT 693 of the 2022 Regular Legislative Session that created a juvenile Tier Classification System. This provides OJJ the ability to move funding between regions and facilities as youth are transferred by the needs of their rehabilitation plan.



## 403-Office of Juvenile Justice

### Agency Description

Provides beneficial administration, policy development, financial management and leadership; and develops and implements evidence based practices/formulas for juvenile services.

Provides for the custody, care, and treatment of adjudicated youth through enforcement of laws and implementation of programs designed to ensure the safety of public, staff, and youth; and to reintegrate youth into society. The region also provides a community-based system of care that supervises the needs of the youth after reintegration into society.

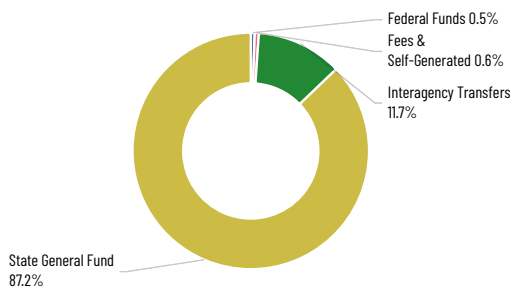
Provides a community-based system of care that addresses the needs of youth committed to custody and/or supervision.

The Auxiliary Account was created to administer a service to youthful offenders within the agency's secure care facilities. The fund is used to account for juvenile purchases of consumer items from the facility's canteen. In addition to, telephone commissions, hobby craft sales, donations, visitation sales, recycling, contraband, and photo sales. Funding in this account will be used to replenish canteens; fund youth recreation and rehabilitation programs at the juvenile facilities.

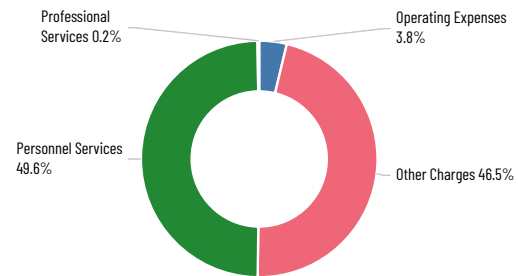
### Agency Budget Summary

Means of Finance & Positions	Existing Operating Budget (EOB) as of 12/01/22	Recommended FY 2023-2024	Recommended Over/(Under) EOB
State General Fund	\$146,428,607	\$144,300,938	(\$2,127,669)
Interagency Transfers	19,452,626	19,452,626	0
Fees & Self-generated	924,509	924,509	0
Statutory Dedications	0	0	0
Federal Funds	891,796	891,796	0
<b>Total</b>	<b>\$167,697,538</b>	<b>\$165,569,869</b>	<b>(\$2,127,669)</b>
Total Authorized Positions	907	907	0
Authorized Other Charges Positions	6	6	0

#### Means of Finance :



#### Expenditures:



# Louisiana Department of Health

## Department Description

Schedule 09 - Louisiana Department of Health includes 19 budget units: Jefferson Parish Human Services Authority, Florida Parishes Human Services Authority, Capital Area Human Services District, Developmental Disabilities Council, Metropolitan Human Services District, Medical Vendor Administration, Medical Vendor Payments, Office of the Secretary, South Central Louisiana Human Services Authority, Northeast Delta Human Services Authority, Office of Aging and Adult Services, Louisiana Emergency Response Network Board, Acadiana Area Human Services District, Office of Public Health, Office of Behavioral Health, Office for Citizens w/Developmental Disabilities, Imperial Calcasieu Human Services Authority, Central Louisiana Human Services District, and Northwest Louisiana Human Services District.

## Department Budget Summary

Means of Finance & Positions	Existing Operating Budget (EOB) as of 12/01/22	Recommended FY 2023-2024	Recommended Over/(Under) EOB
State General Fund	\$2,674,175,811	\$2,879,188,302	\$205,012,491
Interagency Transfers	793,935,946	654,740,332	(139,195,614)
Fees & Self-generated	729,861,448	724,609,576	(5,251,872)
Statutory Dedications	1,361,187,551	1,479,666,192	118,478,641
Federal Funds	14,783,942,834	14,945,289,058	161,346,224
<b>Total</b>	<b>\$20,343,103,590</b>	<b>\$20,683,493,460</b>	<b>\$340,389,870</b>
Total Authorized Positions	6,457	6,455	(2)
Authorized Other Charges Positions	1,344	1,345	1

## Budget Highlights

The department's mission is to protect and promote health, and ensure access to medical, preventive and rehabilitative services for all citizens of the State of Louisiana. Consistent with this mission, the department is currently exploring more equitable ways to pay hospitals in order to maximize critical care infrastructure in the state. The Louisiana Department of Health (LDH) intends to submit the renewal of the hospital directed payment plan to the Centers for Medicare and Medicaid Services (CMS) in the next few months. The department is currently receiving a 6.2% enhancement in the federal match rate for the non-expansion Medicaid population because of the COVID-19 public health emergency. This enhancement will decrease to 5% in April 2023, 2.5% in July 2023 and 1.5% in October 2023, and will be eliminated entirely from January 2024 through the remainder of the fiscal year.

## 300-Jefferson Parish Human Services Authority

### Agency Description

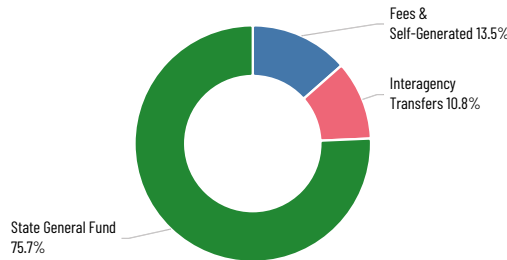
Jefferson Parish Human Services Authority provides the administration, management, and operation of mental health, developmental disabilities, and substance abuse services for the citizens of Jefferson Parish.



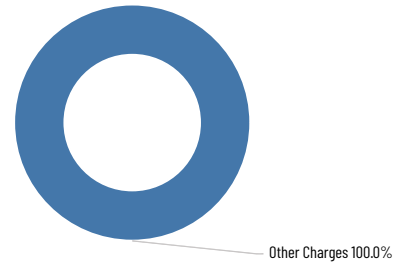
### Agency Budget Summary

Means of Finance & Positions	Existing Operating Budget (EOB) as of 12/01/22	Recommended FY 2023-2024	Recommended Over/(Under) EOB
State General Fund	\$15,696,025	\$15,271,320	(\$424,705)
Interagency Transfers	2,180,166	2,180,166	0
Fees & Self-generated	2,725,000	2,725,000	0
Statutory Dedications	0	0	0
Federal Funds	0	0	0
<b>Total</b>	<b>\$20,601,191</b>	<b>\$20,176,486</b>	<b>(\$424,705)</b>
Total Authorized Positions	0	0	0
Authorized Other Charges Positions	176	176	0

**Means of Finance :**



**Expenditures:**



### Budget Highlights

A decrease in State General Fund (Direct) of \$424,705 due to statewide adjustments.

## 301-Florida Parishes Human Services Authority

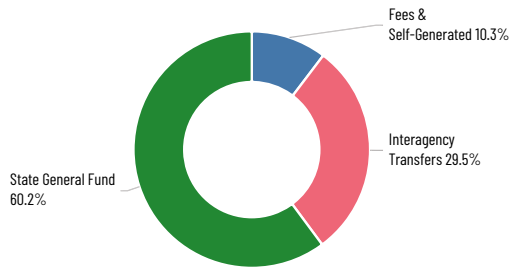
### Agency Description

Florida Parishes Human Services Authority directs the operation and management of public community-based programs and services relative to addictive disorders, developmental disabilities, and mental health in the parishes of Livingston, St. Helena, St. Tammany, Tangipahoa and Washington.

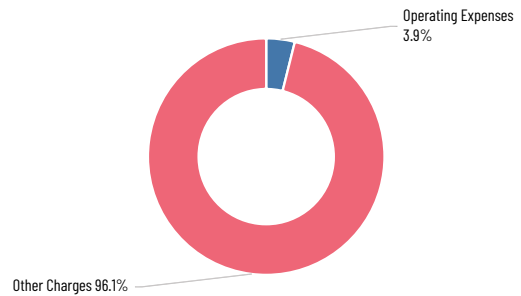
### Agency Budget Summary

Means of Finance & Positions	Existing Operating Budget (EOB) as of 12/01/22	Recommended FY 2023-2024	Recommended Over/(Under) EOB
State General Fund	\$16,071,081	\$16,027,773	(\$43,308)
Interagency Transfers	7,863,344	7,863,344	0
Fees & Self-generated	2,754,288	2,754,288	0
Statutory Dedications	0	0	0
Federal Funds	0	0	0
<b>Total</b>	<b>\$26,688,713</b>	<b>\$26,645,405</b>	<b>(\$43,308)</b>
Total Authorized Positions	0	0	0
Authorized Other Charges Positions	181	181	0

**Means of Finance :**



**Expenditures:**



### Budget Highlights

A decrease in State General Fund (Direct) of \$43,308 due to statewide adjustments.

## 302-Capital Area Human Services District

### Agency Description

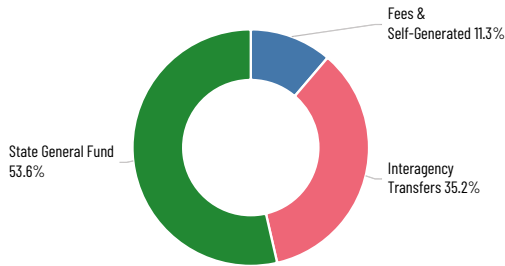
Capital Area Human Services District directs the operation of community-based programs and services related to behavioral health, developmental disabilities, and substance abuse services for the parishes of Ascension, East Baton Rouge, East Feliciana, Iberville, Pointe Coupee, West Baton Rouge, and West Feliciana.



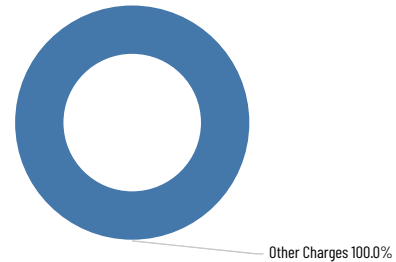
### Agency Budget Summary

Means of Finance & Positions	Existing Operating Budget (EOB) as of 12/01/22	Recommended FY 2023-2024	Recommended Over/(Under) EOB
State General Fund	\$18,777,153	\$16,919,894	(\$1,857,259)
Interagency Transfers	11,100,731	11,100,731	0
Fees & Self-generated	3,553,108	3,553,108	0
Statutory Dedications	0	0	0
Federal Funds	0	0	0
<b>Total</b>	<b>\$33,430,992</b>	<b>\$31,573,733</b>	<b>(\$1,857,259)</b>
Total Authorized Positions	0	0	0
Authorized Other Charges Positions	218	218	0

Means of Finance :



Expenditures:



### Budget Highlights

A decrease in State General Fund (Direct) of \$1.9 million due to statewide adjustments.

## 303-Developmental Disabilities Council

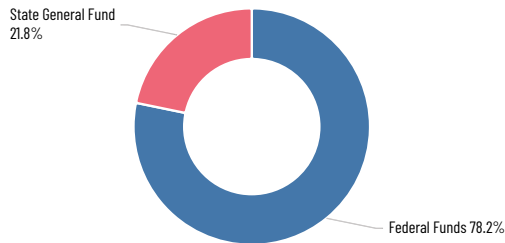
### Agency Description

The Developmental Disabilities Council is a 28 member, Governor appointed board whose function is to implement the Federal Developmental Disabilities Assistance and Bill of Rights Act (P.L. 106-402; R.S. 28:750-758; R.S. 36) in Louisiana. The focus of the Council is to facilitate change in Louisiana's system of supports and services to individuals with disabilities and their families in order to enhance and improve their quality of life. The Council plans and advocates for greater opportunities for individuals with disabilities in all areas of life, and supports activities, initiatives and practices that promote the successful implementation of the Council's Mission and mandate for systems change.

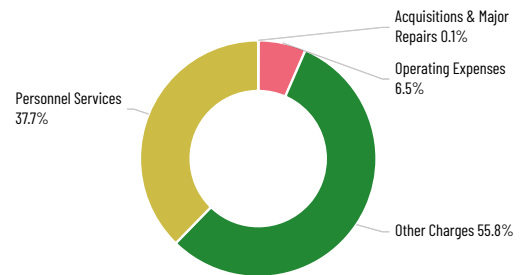
## Agency Budget Summary

Means of Finance & Positions	Existing Operating Budget (EOB) as of 12/01/22	Recommended FY 2023-2024	Recommended Over/(Under) EOB
State General Fund	\$1,007,517	\$507,517	(\$500,000)
Interagency Transfers	0	0	0
Fees & Self-generated	0	0	0
Statutory Dedications	0	0	0
Federal Funds	1,817,367	1,823,311	5,944
<b>Total</b>	<b>\$2,824,884</b>	<b>\$2,330,828</b>	<b>(\$494,056)</b>
Total Authorized Positions	8	8	0
Authorized Other Charges Positions	0	0	0

### Means of Finance :



### Expenditures:



## Budget Highlights

A decrease in total funding of \$494,056, including \$500,000 decrease in State General Fund (Direct) and a \$5,944 increase in Federal Funds.

- \$500,000 decrease in State General Fund (Direct) to non-recur special funding added to the budget by the Legislature. This includes one-time funding from the 2021 Regular Legislative Session for the Families Helping Families activity.

## 304-Metropolitan Human Services District

### Agency Description

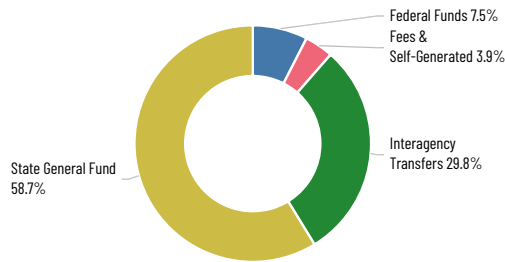
Metropolitan Human Services District provides the administration, management, and operation of behavioral health and developmental disability services for the citizens of Orleans, Plaquemines, and St. Bernard Parishes.



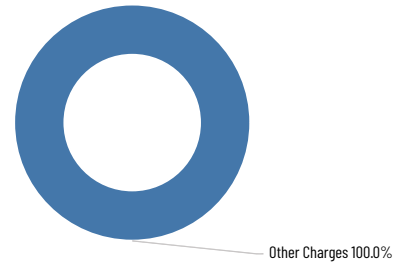
### Agency Budget Summary

Means of Finance & Positions	Existing Operating Budget (EOB) as of 12/01/22	Recommended FY 2023-2024	Recommended Over/(Under) EOB
State General Fund	\$19,109,962	\$18,402,595	(\$707,367)
Interagency Transfers	9,339,786	9,339,786	0
Fees & Self-generated	1,229,243	1,229,243	0
Statutory Dedications	0	0	0
Federal Funds	1,355,052	2,355,052	1,000,000
<b>Total</b>	<b>\$31,034,043</b>	<b>\$31,326,676</b>	<b>\$292,633</b>
Total Authorized Positions	0	0	0
Authorized Other Charges Positions	144	140	(4)

**Means of Finance :**



**Expenditures:**



### Budget Highlights

An increase in total funding of \$292,633 after a decrease in State General Fund (Direct) of \$707,367 and an increase of \$1 million in Federal funds.

- \$1 million increase in Federal Funds to accept the Certified Community Behavioral Health Clinic (CCBHC) Substance Abuse and Mental Health Services Administration (SAMSHA) Grant.

## 305-Medical Vendor Administration

### Agency Description

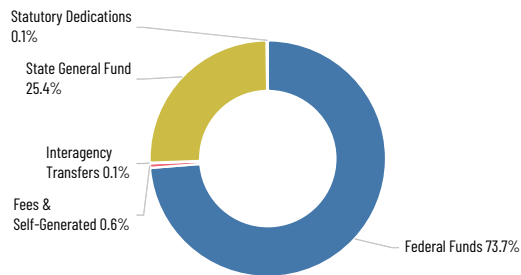
Develops, implements, and enforces the administrative and programmatic policies of the Medicaid program with respect to eligibility, reimbursement, and monitoring of quality-driven health care services in Louisiana, in concurrence with evidence-based best practices as well as federal and state laws and regulations.



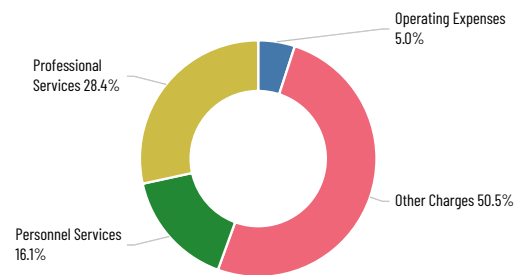
## Agency Budget Summary

Means of Finance & Positions	Existing Operating Budget (EOB) as of 12/01/22	Recommended FY 2023-2024	Recommended Over/(Under) EOB
State General Fund	\$130,378,895	\$170,214,887	\$39,835,992
Interagency Transfers	473,672	499,672	26,000
Fees & Self-generated	4,200,000	4,200,000	0
Statutory Dedications	1,407,500	929,940	(477,560)
Federal Funds	458,533,028	493,810,934	35,277,906
<b>Total</b>	<b>\$594,993,095</b>	<b>\$669,655,433</b>	<b>\$74,662,338</b>
Total Authorized Positions	999	996	(3)
Authorized Other Charges Positions	0	0	0

### Means of Finance :



### Expenditures:



## Budget Highlights

An increase in total funding of \$74.7 million, including increases of State General Fund (Direct) of \$39.8 million, Interagency transfers of \$26,000, Federal Funds of \$35.3 million and a decrease of \$477,560 in Statutory Dedications.

- \$1.8 million increase, including \$180,000 in State General Fund (Direct), for the Payment Integrity module to identify, report and reduce improper payments made by Medicaid related to estate and trauma recoveries. Federal law requires recoveries for payments made for accident related injuries or illness and recovery payments from the assets of a deceased recipient who received Medicaid assistance for Long Term Care and Home and Community-based services.
- \$3.7 million increase, including \$370,000 of State General Fund (Direct) for the Pharmacy Benefit Manager Module to provide pharmacy provider relations, benefits management and claims functionality. These claims are currently handled by a fiscal intermediary and will include drugs and supplies that are payable as an outpatient retail pharmacy claim.
- \$89.2 million increase, including \$44.6 million in State General Fund (Direct) for outreach activities related to disenrollment due to the end of the Public Health Emergency. The State General Fund (Direct) is transferred in from Medical Vendor Payments.

## 306-Medical Vendor Payments

### Agency Description

Provides payments to private providers of health care services to Louisiana residents who are eligible for Title XIX (Medicaid), while ensuring that reimbursements to providers of medical services to Medicaid recipients are appropriate.

Provides payments to public providers of health care services to Louisiana residents who are eligible for Title XIX (Medicaid), while ensuring that reimbursements to providers of medical services to Medicaid recipients are appropriate.

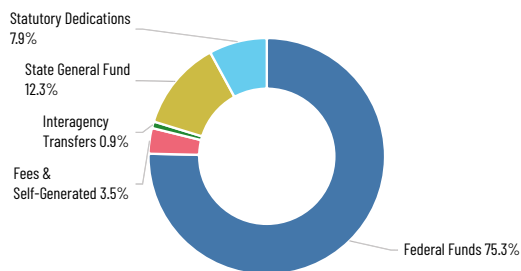
Provides medical insurance for eligible Medicaid and CHIP enrollees through the payment of premiums to other entities. This avoids potential additional Medicaid costs for those eligible individuals who cannot afford to pay their own "out-of-pocket" Medicare costs.

Payments to inpatient and outpatient medical care providers serving a disproportionately large number of uninsured and low-income individuals. Hospitals are reimbursed for their uncompensated care costs associated with the free care which they provide.

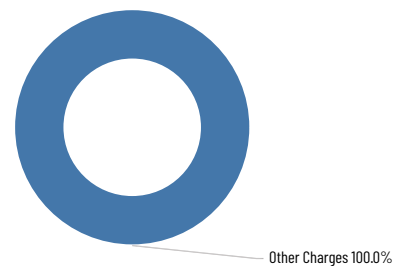
### Agency Budget Summary

Means of Finance & Positions	Existing Operating Budget (EOB) as of 12/01/22	Recommended FY 2023-2024	Recommended Over/(Under) EOB
State General Fund	\$2,078,910,529	\$2,237,910,794	\$159,000,265
Interagency Transfers	119,632,199	164,449,291	44,817,092
Fees & Self-generated	641,272,669	636,024,003	(5,248,666)
Statutory Dedications	1,324,640,230	1,441,537,787	116,897,557
Federal Funds	13,484,638,330	13,692,817,499	208,179,169
<b>Total</b>	<b>\$17,649,093,957</b>	<b>\$18,172,739,374</b>	<b>\$523,645,417</b>
Total Authorized Positions	0	0	0
Authorized Other Charges Positions	0	0	0

**Means of Finance :**



**Expenditures:**



### Budget Highlights

An increase in total funding of \$523.6 million, including increases of State General Fund (Direct) of \$159 million, Interagency Transfers of \$44.8 million, Statutory Dedications of \$116.9 million and Federal Funds of \$208.2 million. There is also a decrease of Fees and Self-generated Revenue of \$5.2 million.

- A means of finance substitution decreasing State General Fund (Direct) by \$19.4 million, Inter-agency Transfers by \$345,427, Fees and Self-generated Revenue by \$2 million and an increase in Federal Funds by \$21.8 million due to Federal Medical Assistance Percentage (FMAP) rate changes. The FY 23 Title XIX blended rate is 67.47% federal (not including any enhancement) and the FY24 blended rate is 67.57% federal. For UCC, the FY 23 FMAP rate is 67.28% federal and the FY24 rate is 67.67% federal (not including any enhancement). The FY 23 LA CHIP blended rate is 77.23% federal and the FY24 blended rate is 77.30%. The expansion rate for FY23 was 90% federal, and is the same for FY24.
- A means of finance substitution increasing the State General Fund (Direct) by \$178.9 million, decreasing Statutory Dedication out of the Medical Assistance Trust Fund (MATF) by \$151.7 million and decreasing Federal Funds by \$27.2 million. The Medical Assistance Trust Fund (MATF) was carried forward from FY22 to FY23. This means of finance substitution factors in two quarters of enhanced FMAP in FY 24.
- A means of finance substitution increasing State General Fund (Direct) by \$31.1 million and decreasing Federal Funds by \$31.1 million to continue the Office of Aging and Adult Services (OAAS) reimbursement rate increases that were funded in FY23 by the American Rescue Plan Act (ARPA) Home and Community Based Services (HCBS) Spending Plan. These rate increases include Long Term-Personal Care Services (LTPCS), Community Choices Personal Assistance Services Providers, Adult Day Health Care Providers (ADHC) and Waiver Support Coordination agencies. This increase in FY23 equalized rates between OCDD and OAAS waivers to correct a disparity in rates paid for similar services across the two groups of waiver services.
- A \$223.9 million decrease in Federal funding to non-recur one time funds associated with the Home and Community Based Services (HCBS) Spending Plan to enhanced services to providers through the American Rescue Plan Act (ARPA).
- \$5.4 million increase, including \$1.7 million of State General Fund (Direct), for Intermediate Care Facilities for Developmentally Disabled (ICF/DDs) rebase. The Medicaid State Plan requires rebases every three (3) years.
- \$125.9 million increase, including \$31.8 million of State General Fund (Direct), \$7.8 million Statutory Dedication out of the Medicaid Trust Fund for the Elderly (MTFE) and \$86.3 million in Federal Funds for a nursing home and hospice rebase. MTFE can only be used for the nursing home portion of the rebase. State rules requires NH rates to be rebased at least every two years. NH rates were last rebased in FY 22.
- \$25.3 million increase in State General Fund (Direct), \$13 million decrease in Federal Funds for an annualization of the FY23 appropriation for 118 contracted inpatient civil intermediate beds. To support the forensic population due to rising demand to admit patients of all legal statuses in order to comply with the Cooper-Jackson Law Suit. Because this is part of forensic population, this service can only be supported by SGF, the federal funds which were mistakenly appropriated in FY23 are being replaced with State General Fund (Direct).
- \$19 million increase in State General Fund (Direct) for managed dental care benefits, as well as an increase of \$447,318 in Interagency Transfers. Due to enrollment projections, total funding has decreased by \$18.6 million. CMS has mandated that we transition away from the current dental managed care supplemental payment program given that it does not comport with the new guidance as prescribed in the January 2021 State Medicaid Director's letter. \$21.8 million in Fees and Self-Generated Revenue formerly associated with Dental full Medicaid pricing is no longer available and must be replaced.

- \$48.6 million net increase, including an increase of \$33.5 million in Interagency Transfers, an increase of \$6.9 million in Fees and Self-generated Revenue, and an increase of \$8.2 million in Federal Funds, due to adjusted capitation payment projections in the Managed Care Incentive Payments (MCIP) program.
- \$20.9 million increase, including \$6.6 million State General Fund (Direct) for funding in the Public Providers and Uncompensated Care Costs (UCC) programs due to the increased or decreased need for Title XIX and UCC in various agencies' recommended budgets.
- \$10.2 million increase of State General Fund (Direct) for "clawback" payments, which are paid to the Centers for Medicare and Medicaid Services (CMS) for a phase-down contribution to finance a portion of the Medicare drug expenditures for individuals (known as dual eligibles) whose projected Medicaid drug coverage is assumed by Medicare Part-D.
- \$610.3 million increase, including decreases of \$68.7 million of State General Fund (Direct) and increases of \$14.5 million of Fees and Self-generated Revenue, \$237.9 million in Statutory Dedications out of MATE, \$11.2 million of Interagency Transfers, and \$415.4 million of Federal Funds for Managed Care Organization payments. This reflects 12 months of capitated PMPM payments and includes the following total adjustments: utilization/trend adjustment, enrollment changes, pharmacy rebates, premium tax changes, and premium tax from hospital directed payments. Managed Care Incentive Payments (MCIP) is excluded from this adjustment.
- \$48 million increase, including \$15.6 million State General Fund (Direct), for Medicare Part A and B premiums and for the anticipated increase in the number of dual eligible low-income seniors and disabled individuals who qualify for both Medicare and Medicaid who enroll in the Medicare Savings Program and the Low-Income Subsidy (LIS) program.
- A decrease of \$89.2 million including \$44.6 million in State General Fund (Direct) transferred to Medical Vendor Administration (MVA) for outreach activities related to disenrollment due to the end of the Public Health Emergency.

## 307-Office of the Secretary

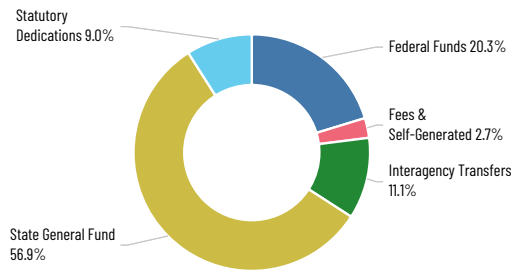
### Agency Description

Provides management, supervision, and support services for: Legal Services; Media and Communications; Executive Administration; Fiscal Management; Planning and Budget; Governor's Council on Physical Fitness and Sports; Minority Health Access and Planning; Health Standards; Program Integrity and Internal Audit.

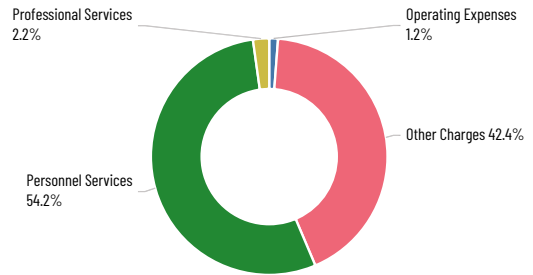
### Agency Budget Summary

Means of Finance & Positions	Existing Operating Budget (EOB) as of 12/01/22	Recommended FY 2023-2024	Recommended Over/(Under) EOB
State General Fund	\$57,183,879	\$60,238,917	\$3,055,038
Interagency Transfers	11,781,441	11,781,441	0
Fees & Self-generated	2,869,401	2,869,401	0
Statutory Dedications	9,557,250	9,557,250	0
Federal Funds	21,495,464	21,495,464	0
<b>Total</b>	<b>\$102,887,435</b>	<b>\$105,942,473</b>	<b>\$3,055,038</b>
Total Authorized Positions	434	441	7
Authorized Other Charges Positions	0	0	0

**Means of Finance :**



**Expenditures:**



### Budget Highlights

An increase in State General Fund (Direct) of \$3.1 million for statewide adjustments and the following:

- \$250,000 of State General Fund (Direct) to provide mobile cancer screenings for uninsured and underinsured adults for breast, prostate, colorectal, skin and oral cavity cancers.
- \$171,444 of State General Fund (Direct) to convert six (6) job appointments to T.O. Positions for training and development.
- An increase of one (1) authorized T.O. position to be transferred from the Office of Public Health. This position will provide legal assistance to the Engineering and Water section.

## 309-South Central Louisiana Human Services Authority

### Agency Description

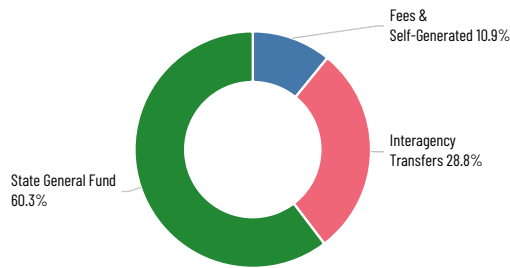
South Central Louisiana Human Services Authority provides access for individuals with behavioral health and developmental disabilities to integrated primary care and community based services while promoting wellness, recovery and independence through education and the choice of a broad range of programmatic and community resources to the parishes of Assumption, Lafourche, St. Charles, St. James, St. John the Baptist, St. Mary, and Terrebonne.



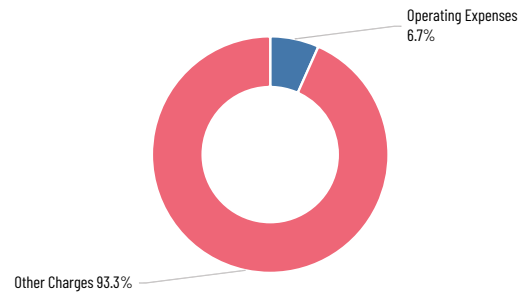
### Agency Budget Summary

Means of Finance & Positions	Existing Operating Budget (EOB) as of 12/01/22	Recommended FY 2023-2024	Recommended Over/(Under) EOB
State General Fund	\$16,335,916	\$16,652,483	\$316,567
Interagency Transfers	7,943,733	7,943,733	0
Fees & Self-generated	3,000,000	3,000,000	0
Statutory Dedications	0	0	0
Federal Funds	0	0	0
<b>Total</b>	<b>\$27,279,649</b>	<b>\$27,596,216</b>	<b>\$316,567</b>
Total Authorized Positions	0	0	0
Authorized Other Charges Positions	145	145	0

**Means of Finance :**



**Expenditures:**



### Budget Highlights

An increase in State General Fund (Direct) of \$316,567 due to statewide adjustments.

## 310-Northeast Delta Human Services Authority

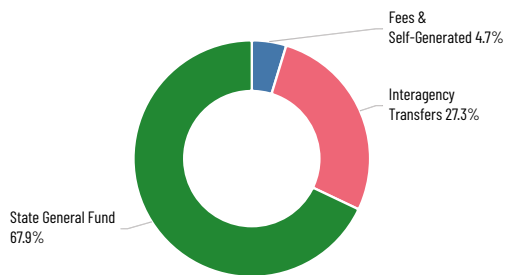
### Agency Description

The mission of the Northeast Delta Human Services Authority is to increase public awareness of and to provide access for individuals with behavioral health and developmental disabilities to integrated community based services while promoting wellness, recovery and independence through education and the choice of a broad range of programmatic and community resources for the parishes of Jackson, Lincoln, Union, Morehouse, West Carroll, East Carroll, Ouachita, Richland, Madison, Caldwell, Franklin, and Tensas.

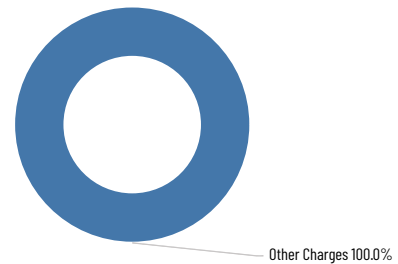
## Agency Budget Summary

Means of Finance & Positions	Existing Operating Budget (EOB) as of 12/01/22	Recommended FY 2023-2024	Recommended Over/(Under) EOB
State General Fund	\$11,336,370	\$11,143,605	(\$192,765)
Interagency Transfers	4,483,420	4,483,420	0
Fees & Self-generated	798,353	773,844	(24,509)
Statutory Dedications	0	0	0
Federal Funds	0	0	0
<b>Total</b>	<b>\$16,618,143</b>	<b>\$16,400,869</b>	<b>(\$217,274)</b>
Total Authorized Positions	0	0	0
Authorized Other Charges Positions	101	101	0

### Means of Finance :



### Expenditures:



## Budget Highlights

A decrease in total funding of \$217,274, after a decrease of State General Fund (Direct) of \$192,765 and a decrease in Fees and Self-generated of \$24,509 due to statewide adjustments.

## 320-Office of Aging and Adult Services

### Agency Description

Provides access to quality long-term services and supports for the elderly and adults with disabilities in a manner that supports choice, informal caregiving, and effective use of public resources.

Provides long-term care, rehabilitative services, infectious disease services, and an acute care hospital for medically complex residents with chronic diseases, disabilities, and terminal illnesses.

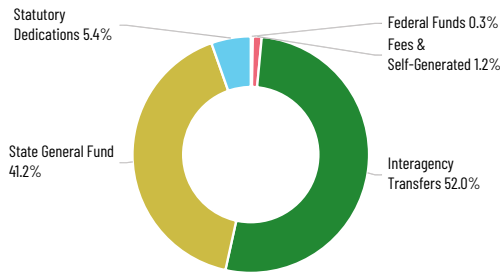
Provides residents with opportunities to participate in therapeutic activities as approved by their treatment teams. It also provides therapeutic and social activities to create a homelike atmosphere and environment for residents



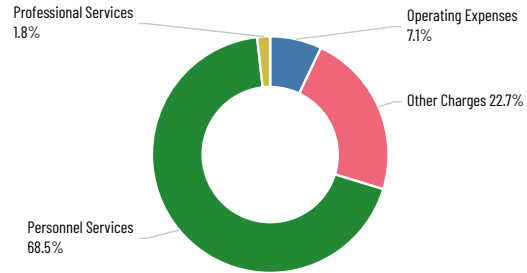
### Agency Budget Summary

Means of Finance & Positions	Existing Operating Budget (EOB) as of 12/01/22	Recommended FY 2023-2024	Recommended Over/(Under) EOB
State General Fund	\$26,300,085	\$26,716,561	\$416,476
Interagency Transfers	32,059,628	33,732,440	1,672,812
Fees & Self-generated	782,680	782,680	0
Statutory Dedications	4,127,994	3,508,434	(619,560)
Federal Funds	181,733	181,733	0
<b>Total</b>	<b>\$63,452,120</b>	<b>\$64,921,848</b>	<b>\$1,469,728</b>
Total Authorized Positions	412	412	0
Authorized Other Charges Positions	0	0	0

**Means of Finance :**



**Expenditures:**



### Budget Highlights

An increase in total funding of \$1.5 million, including an increase of \$416,476 in State General Fund (Direct), an increase of \$1.7 million in Interagency Transfers, and a decrease of \$619,560 in Statutory Dedications.

- A means of finance substitution of \$619,560 replacing the Traumatic Head and Spinal Cord Injury Trust Fund Statutory Dedication with State General Fund (Direct) due to the lower projected collections in FY24.
- A \$450,000 increase in Interagency Transfers from Medical Vendor Payments to fund a nursing contract to ensure proper staffing ratios at Villa Feliciana Medical Center

## 324-Louisiana Emergency Response Network

### Agency Description

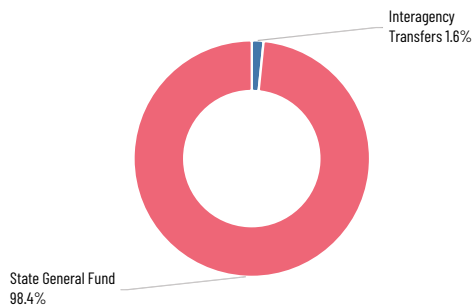
To safeguard the public health, safety, and welfare of the people of the State of Louisiana against unnecessary trauma and time-sensitive related deaths and incident of morbidity due to trauma.



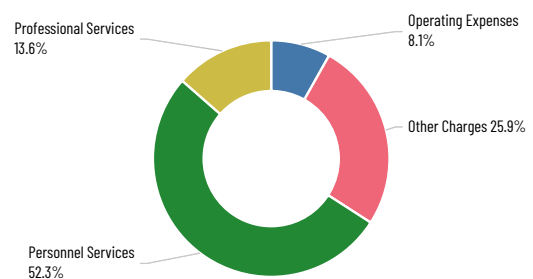
## Agency Budget Summary

Means of Finance & Positions	Existing Operating Budget (EOB) as of 12/01/22	Recommended FY 2023-2024	Recommended Over/(Under) EOB
State General Fund	\$2,027,006	\$2,453,234	\$426,228
Interagency Transfers	295,332	40,000	(255,332)
Fees & Self-generated	20,500	0	(20,500)
Statutory Dedications	0	0	0
Federal Funds	0	0	0
<b>Total</b>	<b>\$2,342,838</b>	<b>\$2,493,234</b>	<b>\$150,396</b>
Total Authorized Positions	8	8	0
Authorized Other Charges Positions	0	0	0

### Means of Finance :



### Expenditures:



## Budget Highlights

An increase in total funding of \$150,396, including an increase of \$426,228 in State General Fund (Direct), a decrease of \$255,332 in Interagency Transfers, and a decrease of \$20,500 in Fees and Self-generated Revenue.

- \$235,000 increase in State General Fund (Direct) and 2 authorized T.O. positions to convert job appointments to authorized T.O. positions for a Statewide Education Coordinator and a Disaster Preparedness Manager.
- \$70,000 increase in State General Fund (Direct) for an external evaluation of LERN's trauma system by the American College of Surgeons Committee on Trauma.
- \$97,590 increase in State General Fund (Direct) for an update to the Call Works phone system used to make incoming and outgoing phone calls through the Communications Center.

## 325-Acadiana Area Human Services District

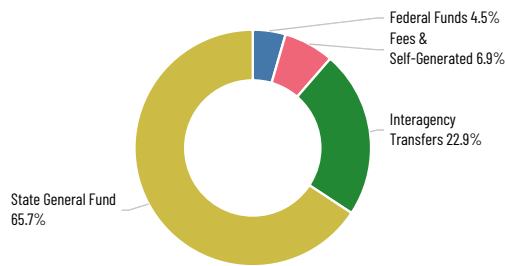
### Agency Description

Increase public awareness of and provide access for individuals with behavioral health and developmental disabilities to integrated community based services while promoting wellness, recovery and independence through education and the choice of a broad range of programmatic and community resources in the parishes of Acadia Evangeline , Iberia, Lafayette, St. Landry, St. Martin, and Vermilion.

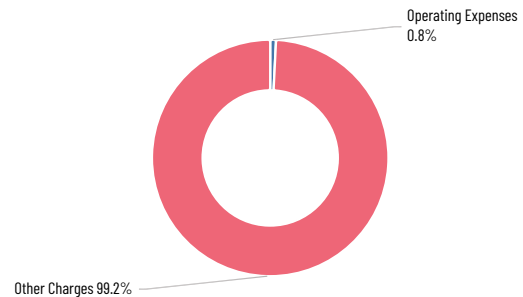
### Agency Budget Summary

Means of Finance & Positions	Existing Operating Budget (EOB) as of 12/01/22	Recommended FY 2023-2024	Recommended Over/(Under) EOB
State General Fund	\$17,636,138	\$14,658,889	(\$2,977,249)
Interagency Transfers	5,107,914	5,107,914	0
Fees & Self-generated	1,536,196	1,536,196	0
Statutory Dedications	0	0	0
Federal Funds	0	1,000,000	0
<b>Total</b>	<b>\$24,280,248</b>	<b>\$22,302,999</b>	<b>(\$1,977,249)</b>
Total Authorized Positions	0	0	0
Authorized Other Charges Positions	119	119	0

**Means of Finance :**



**Expenditures:**



### Budget Highlights

A decrease in total funding of \$1,977,249 after a decrease of State General Fund (Direct) of \$3 million and an increase of \$1 million in Federal Funds.

- \$1 million increase in Federal Funds to accept the Certified Community Behavioral Health Clinic (CCBHC) Substance Abuse and Mental Health Services Administration (SAMSHA) Grant.

## 326-Office of Public Health

### Agency Description

Operate a centralized vital event registry and health data analysis office for the government and people of the state of Louisiana. To collect, transcribe, compile, analyze, report, preserve, amend, and issue vital records including birth, death, fetal death, abortion, marriage, and divorce certificates and operate the Louisiana Putative Father Registry, the Orleans Parish Marriage License Office, and with recording all adoptions, legitimatizations, and other judicial edicts that affect the state's vital records. To also maintain the state's health statistics repository and publishes the Vital Statistics Reports and the Louisiana Health Report Card.

Provide for and assure educational, clinical, and preventive services to Louisiana citizens to promote reduced morbidity and mortality resulting from: Chronic diseases; Infectious/communicable diseases; High risk conditions of infancy and childhood; Accidental and unintentional injuries.

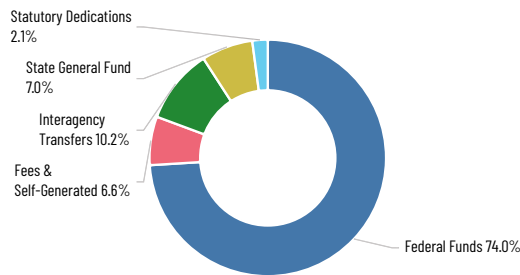
Provide for the leadership, administrative oversight, and grants management for those programs related to the provision of preventive health services to the citizens of the state.

Promote a reduction in infectious and chronic disease morbidity and mortality and a reduction in communicable/infectious disease through the promulgation, implementation and enforcement of the State Sanitary Code.

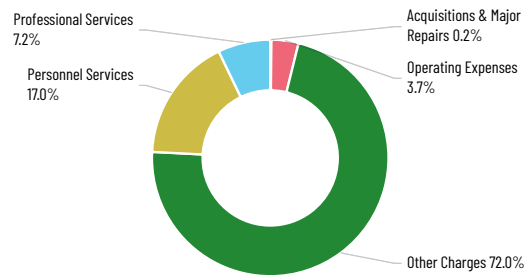
### Agency Budget Summary

Means of Finance & Positions	Existing Operating Budget (EOB) as of 12/01/22	Recommended FY 2023-2024	Recommended Over/(Under) EOB
State General Fund	\$60,887,752	\$60,167,535	(\$720,217)
Interagency Transfers	287,213,926	87,213,926	(200,000,000)
Fees & Self-generated	56,680,985	56,721,419	40,434
Statutory Dedications	15,451,873	18,000,320	2,548,447
Federal Funds	717,542,157	632,785,539	(84,756,618)
<b>Total</b>	<b>\$1,137,776,693</b>	<b>\$854,888,739</b>	<b>(\$282,887,954)</b>
Total Authorized Positions	1,232	1,228	(4)
Authorized Other Charges Positions	0	0	0

**Means of Finance :**



**Expenditures:**



**Budget Highlights**

A decrease in total funding of \$282.9 million, after a \$200 million decrease in Interagency Transfers, a decrease of \$720,217 in State General Fund (Direct), an increase of \$40,434 in Fees and Self-generated Revenue, an increase of \$2.6 million in Statutory Dedications, and a decrease of \$84.8 million in Federal Funds.

- A means of finance substitution of \$2,994,487 decreasing State General Fund (Direct) and adding the funding to the Statutorily Dedicated Louisiana Fund, in accordance with the most recent Revenue Estimating Conference.
- A reduction of one (1) authorized T.O. position to be transferred to the Office of the Secretary, this position will provide legal assistance to the Engineering and Water section.
- \$200 million decrease in Interagency Transfers from the Governor's Office of Homeland Security and Emergency Preparedness (GOHSEP), Federal Emergency Management Agency (FEMA) non-recurring funding for surge staffing contracts associated with the COVID-19 pandemic.
- \$86.1 million decrease in Federal Funds from budget authority tied to COVID-19 federal grants that were expended in FY23.
- \$2 million increase in State General Fund (Direct) for community outreach for cancer research center.
- \$446,040 decrease in Statutory Dedications out of the Telecommunications for the Deaf Fund to a more realistic level of projected expenditures.
- \$101,149 decrease in State General Fund (Direct) and two (2) authorized T.O. positions to be transferred to the Office of Women's Health

## 330-Office of Behavioral Health

### Agency Description

The mission of the Behavioral Health Administration and Community Oversight Program is to provide the results-oriented managerial, fiscal and supportive functions, including business intelligence, quality management, and evaluation and research, which are necessary to advance state behavioral health care goals, adhere to state and federal funding requirements, monitor the operations of Medicaid-related specialized behavioral health services (SBHS) and support the provision of behavioral health services for non-Medicaid adults and children not within the scope of Healthy Louisiana.

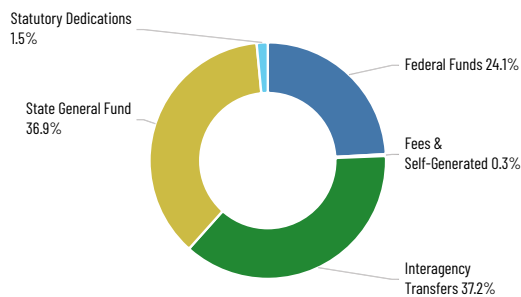
The mission of the Hospital Based Treatment Program is to provide comprehensive, integrated, evidence-informed treatment and support services, enabling persons to function at their optimal level, thus promoting recovery.

Provides therapeutic activities to patients as approved by treatment teams.

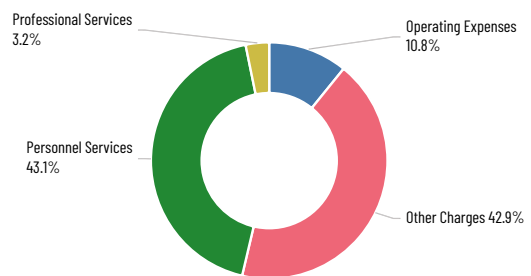
### Agency Budget Summary

Means of Finance & Positions	Existing Operating Budget (EOB) as of 12/01/22	Recommended FY 2023-2024	Recommended Over/(Under) EOB
State General Fund	\$130,309,862	\$139,243,459	\$8,933,597
Interagency Transfers	124,592,182	140,585,475	15,993,293
Fees & Self-generated	952,760	952,760	0
Statutory Dedications	6,002,704	5,713,461	(289,243)
Federal Funds	91,233,119	91,077,979	(155,140)
<b>Total</b>	<b>\$353,090,627</b>	<b>\$377,573,134</b>	<b>\$24,482,507</b>
Total Authorized Positions	1,674	1,671	(3)
Authorized Other Charges Positions	6	6	0

#### Means of Finance :



#### Expenditures:



### Budget Highlights

An increase in total funding of \$24.5 million, including an increase of \$8.9 million in State General Fund (Direct), an increase of \$16 million in Interagency Transfers, a decrease in Statutory Dedications of \$289,243, and a decrease of \$155,140 in Federal Funds.

- \$3.7 million consisting of \$2.2 million in State General Fund (Direct) and \$1.5 million increase in Interagency Transfer from Medicaid, to provide a 38% increase and an additional two (2) psychia-

trist and one (1) psychologist, for existing contract services with Tulane University and Louisiana State University. This is to remain in compliance with Cooper/Jackson.

- \$11.1 million total increase, consisting of a \$5.6 million increase in State General Fund (Direct) and a \$5.6 million increase in Interagency Transfer from Medicaid for an increase in operating services for contract RNs, LPNs and CNAs at Eastern Louisiana Mental Health System (ELMHS) to meet the standard level of care required by The Joint Commission, Centers for Medicare and Medicaid Services, and Louisiana Department of Health Standards.
- \$9.6 million increase in Interagency Transfer from Medicaid for an increase in operating services for contract RNs, LPNs and CNAs at Central Louisiana State Hospital (CLSH) to meet the standard level of care required by The Joint Commission, Centers for Medicare and Medicaid Services, and Louisiana Department of Health Standards.
- \$510,613 increase in State General Fund (Direct) for a contract increase to support direct care worker salaries for those providing care in Forensic Transitional Residential Aftercare beds within Eastern Louisiana Mental Health System at Grace Outreach Center and Harmony Center.

## **340-Office for Citizens with Developmental Disabilities**

### **Agency Description**

Provides effective and responsive leadership of the developmental disabilities services system. The Administration Program provides system design, policy direction, administrative support functions, and operational oversight for the four waiver services, the state-operated supports and services center, and resource centers. The Resource Center activity administers Resource Centers services whose primary functions include building community capacity, partnerships and collaborative relationships with providers, community professionals, other state agencies, educational institutions, professional organizations and other stakeholders to efficiently target gaps and improve multiple efforts. Other services provided through the Resource Centers activity include statewide supports and services to people who need intensive treatment intervention to allow them to remain in their community living setting. The closed facilities activity provides for the ongoing costs associated with closed or privatized facilities.

Manages the delivery of individualized community-based supports and services including Home and Community-based (HCBS) waiver services, through assessments, information/choice, planning and referral, in a manner that affords opportunities for people with developmental disabilities to achieve their personally defined outcomes and goals. Community-based services and programs include, but are not limited to, Family Flexible Fund, Individual & Family Support, Pre-Admission Screening & Resident Review (PASRR), Single Point of Entry, Early Steps, and the four waiver programs (New Opportunities Waiver, Children's Choice Waiver, Supports Waiver and Residential Options Waiver), and the Money Follows the Person Demonstration Grant.

Provides for the administration and operation of the Pinecrest Supports and Services Center (PSSC) to ensure quality services and/or supports to the maximum number of individuals within the available resources. Support the provision of opportunities for more accessible, integrated, and community-based living options. The Residential Services activity provides specialized residential services to individuals with developmental disabilities and co-morbid complex medical, behavioral, and psychiatric needs in a manner that supports the goal of returning or transitioning individuals to community-based options. Ser-

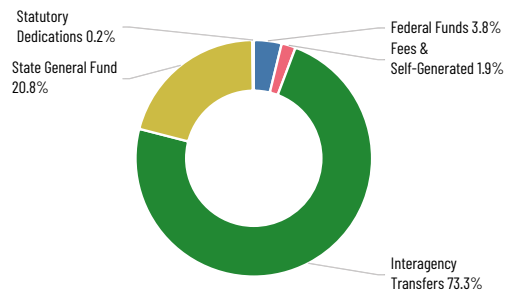
vices include operation of 24-hour support and active treatment services delivered in the Intermediate Care Facility/Developmental Disabilities (ICF/DD) facility to services provided to persons who live in their own homes. This includes initial and ongoing assessment, psychiatric services, family support and education, support coordination and any other services critical to an individual's ability to live successfully in the community.

Provides support services for the Instructional and Residential Activities, provides instructional services through a total program designed to "mainstream" or return the individual to his or her parish as a contributor to society, and provides total residential care including training and specialized treatment services to orthopedically handicapped individuals to maximize self-help skills for independent living.

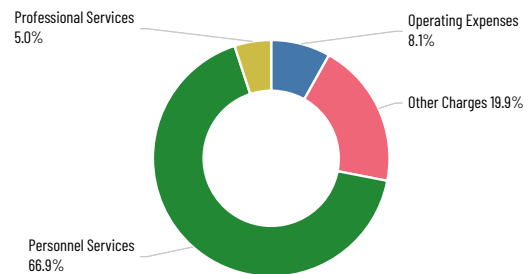
## Agency Budget Summary

Means of Finance & Positions	Existing Operating Budget (EOB) as of 12/01/22	Recommended FY 2023-2024	Recommended Over/(Under) EOB
State General Fund	\$42,536,245	\$42,697,714	\$161,469
Interagency Transfers	151,903,843	150,454,364	(1,449,479)
Fees & Self-generated	3,986,265	3,987,634	1,369
Statutory Dedications	0	419,000	0
Federal Funds	7,021,584	7,816,547	794,963
<b>Total</b>	<b>\$205,447,937</b>	<b>\$205,375,259</b>	<b>(\$72,678)</b>
Total Authorized Positions	1,682	1,681	(1)
Authorized Other Charges Positions	0	0	0

### Means of Finance :



### Expenditures:



## Budget Highlights

A decrease in total funding of \$72,678, including increases of State General Fund (Direct) of \$161,469, Fees and Self-generated Revenue of \$1,369, Statutory Dedications of \$419,000 and , Federal Funds of \$794,963. There is also a decrease of \$1.4 million in Interagency Transfers.

- \$1.6 million increase in total funding for EarlySteps utilization and EarlySteps regional System Point of Entry contracts including a \$423,678 increase in State General Fund (Direct), \$419,000 in Disabilities Services Fund Statutory Dedication and \$794,963 in Federal Funds.



## 350-Office On Women's Health and Community Health

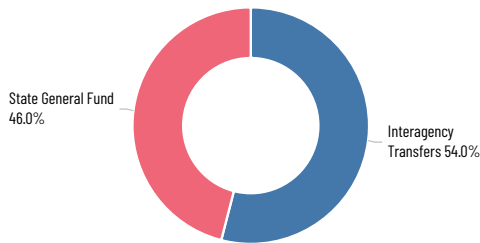
### Agency Description

The Office on Women's Health and Community Health serves as a clearinghouse, coordinating agency, and resource center for women's health data and strategies, services, programs, and initiatives that address women's health-related concerns. This office focuses on health needs throughout a woman's life, including chronic or acute conditions that significantly affect women, access to healthcare for women, and women's health disparities.

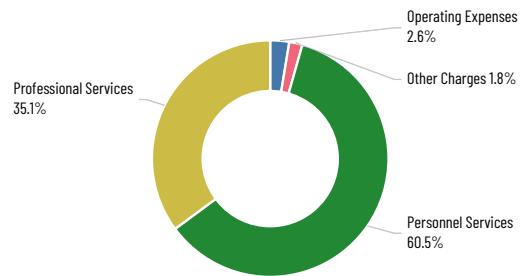
### Agency Budget Summary

Means of Finance & Positions	Existing Operating Budget (EOB) as of 12/01/22	Recommended FY 2023-2024	Recommended Over/(Under) EOB
State General Fund	\$1,235,462	\$1,548,858	\$313,396
Interagency Transfers	1,819,695	1,819,695	0
Fees & Self-generated	0	0	0
Statutory Dedications	0	0	0
Federal Funds	0	0	0
<b>Total</b>	<b>\$3,055,157</b>	<b>\$3,368,553</b>	<b>\$313,396</b>
Total Authorized Positions	8	10	2
Authorized Other Charges Positions	0	0	0

**Means of Finance :**



**Expenditures:**



### Budget Highlights

An increase in total funding of \$313,396 in State General Fund (Direct).

- Increase of two (2) T.O. positions, Community Health Promotion Manager and Health Equity Manager, and their associated funding of \$239,079 in State General Fund (Direct). These positions and associated funding of \$101,149 in State General Fund (Direct) are being transferred from the Office of Public Health (OPH).

## 375-Imperial Calcasieu Human Services Authority

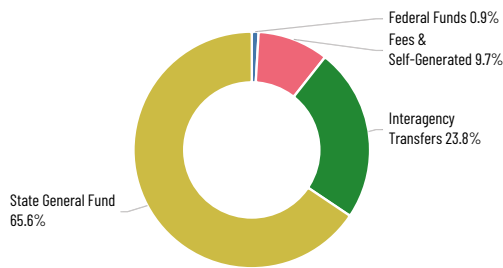
### Agency Description

The mission of Imperial Calcasieu Human Services Authority is to ensure that citizens with mental health, addictions, and developmental challenges residing in the parishes of Allen, Beauregard, Calcasieu, Cameron, and Jefferson Davis are empowered, and self-determination is valued such that individuals live satisfying, hopeful, and contributing lives.

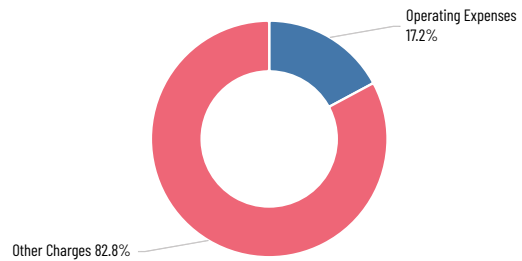
### Agency Budget Summary

Means of Finance & Positions	Existing Operating Budget (EOB) as of 12/01/22	Recommended FY 2023-2024	Recommended Over/(Under) EOB
State General Fund	\$8,462,079	\$8,788,854	\$326,775
Interagency Transfers	3,185,171	3,185,171	0
Fees & Self-generated	1,300,000	1,300,000	0
Statutory Dedications	0	0	0
Federal Funds	125,000	125,000	0
<b>Total</b>	<b>\$13,072,250</b>	<b>\$13,399,025</b>	<b>\$326,775</b>
Total Authorized Positions	0	0	0
Authorized Other Charges Positions	77	80	3

Means of Finance :



Expenditures:



### Budget Highlights

An increase in State General Fund (Direct) of \$326,775 due to statewide adjustments.

## 376-Central Louisiana Human Services District

### Agency Description

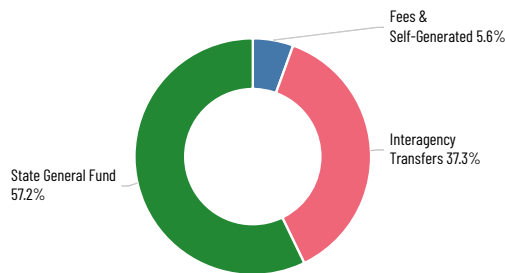
The mission of the Central Louisiana Human Services District is to increase public awareness of and to provide access for individuals with behavioral health and developmental disabilities to integrated community-based services while promoting wellness, recovery and independence through education and the choice of a broad range of programmatic and community resources, for the parishes of Grant, Winn, LaSalle, Catahoula, Concordia, Avoyelles, Rapides, and Vernon.



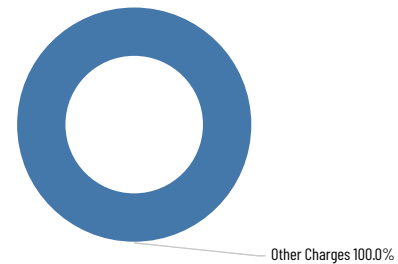
### Agency Budget Summary

Means of Finance & Positions	Existing Operating Budget (EOB) as of 12/01/22	Recommended FY 2023-2024	Recommended Over/(Under) EOB
State General Fund	\$10,418,359	\$10,296,243	(\$122,116)
Interagency Transfers	6,712,519	6,712,519	0
Fees & Self-generated	1,000,000	1,000,000	0
Statutory Dedications	0	0	0
Federal Funds	0	0	0
<b>Total</b>	<b>\$18,130,878</b>	<b>\$18,008,762</b>	<b>(\$122,116)</b>
Total Authorized Positions	0	0	0
Authorized Other Charges Positions	88	88	0

Means of Finance :



Expenditures:



### Budget Highlights

A decrease in State General Fund (Direct) of \$122,116 due to statewide adjustments.

## 377-Northwest Louisiana Human Services District

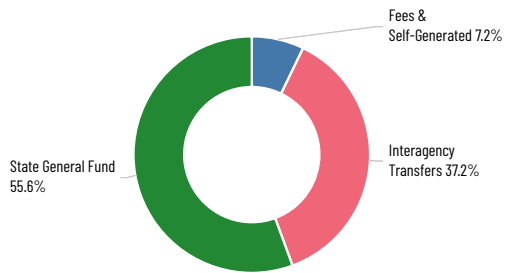
### Agency Description

The mission of the Northwest Louisiana Human Services District is to increase public awareness of and to provide access for individuals with behavioral health and developmental disabilities to integrated community-based services while promoting wellness, recovery, and independence through education and the choice of a broad range of programmatic and community resources, for the parishes of Caddo, Bossier, Webster, Claiborne, Bienville, Red River, Desoto, Sabine, and Natchitoches.

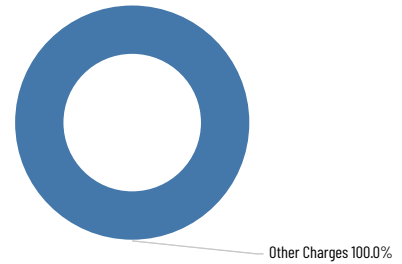
### Agency Budget Summary

Means of Finance & Positions	Existing Operating Budget (EOB) as of 12/01/22	Recommended FY 2023-2024	Recommended Over/(Under) EOB
State General Fund	\$9,555,496	\$9,327,170	(\$228,326)
Interagency Transfers	6,247,244	6,247,244	0
Fees & Self-generated	1,200,000	1,200,000	0
Statutory Dedications	0	0	0
Federal Funds	0	0	0
<b>Total</b>	<b>\$17,002,740</b>	<b>\$16,774,414</b>	<b>(\$228,326)</b>
Total Authorized Positions	0	0	0
Authorized Other Charges Positions	89	91	2

#### Means of Finance :



#### Expenditures:



### Budget Highlights

A decrease in State General Fund (Direct) of \$228,326 due to statewide adjustments.





THIS PAGE INTENTIONALLY LEFT BLANK

# Children and Family Services

## Department Description

Schedule 10 - Department of Children and Family Services includes 1 budget unit: Office of Children and Family Services.

## Department Budget Summary

Means of Finance & Positions	Existing Operating Budget (EOB) as of 12/01/22	Recommended FY 2023-2024	Recommended Over/(Under) EOB
State General Fund	\$258,232,483	\$280,423,360	\$22,190,877
Interagency Transfers	16,502,907	16,502,907	0
Fees & Self-Generated	14,634,991	16,634,991	2,000,000
Statutory Dedications	1,724,294	1,724,294	0
Federal Funds	598,735,555	587,070,365	(11,665,190)
<b>Total</b>	<b>\$889,830,230</b>	<b>\$902,355,917</b>	<b>\$12,525,687</b>
Total Authorized Positions	3,664	3,737	73
Authorized Other Charges Positions	0	0	0

## 360-DCFS - Office for Children and Family Services

### Agency Description

The Department of Children and Family Services (DCFS) works to keep children safe, helps individuals and families become self-sufficient, and provides safe refuge during disasters. DCFS has three (3) programs:

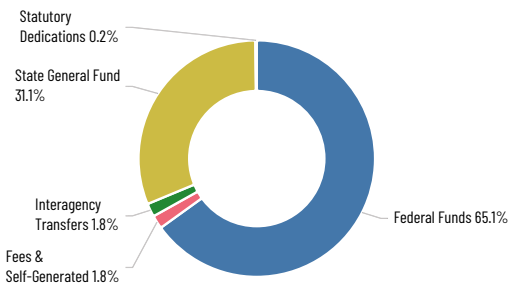
- **Division of Management and Finance:** Provides leadership, support, and oversight to all Department of Children and Family Services programs. This program promotes efficient, professional, and timely responses to employees, partners, and clients. The major functions of this program include the Office of the Secretary, Appeals, Bureau of Audit and Compliance, General Counsel, Fiscal Services, Budget, Administrative Services, Cost Allocation, Women's Policy, Systems, Research and Analysis, Licensing, and Human Resources.
- **Division of Child Welfare:** Provides for the public child welfare functions of the state, including prevention services that promote safety and the well-being of children and youth who are at-risk of or have been abused or neglected through a dynamic, high quality, and comprehensive Child Welfare Program.
- **Division of Family Support:** Provides resources and services to children and families to help them reach their full potential and become self-sufficient. Programs of focus include Supplemental Nutrition Assistance Program (SNAP - formerly Food Stamps), Kinship Care Subsidy Program (KCSP), and the Family Independence Temporary Assistance Program (FITAP), Child Support Services, Disability Determination Services and Workforce Development.



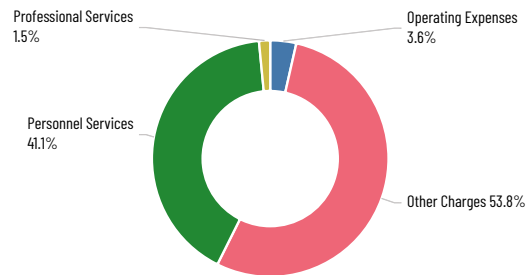
### Agency Budget Summary

Means of Finance & Positions	Existing Operating Budget (EOB) as of 12/01/22	Recommended FY 2023-2024	Recommended Over/(Under) EOB
State General Fund	\$258,232,483	\$280,423,360	\$22,190,877
Interagency Transfers	16,502,907	16,502,907	0
Fees & Self-Generated	14,634,991	16,634,991	2,000,000
Statutory Dedications	1,724,294	1,724,294	0
Federal Funds	598,735,555	587,070,365	(11,665,190)
<b>Total</b>	<b>\$889,830,230</b>	<b>\$902,355,917</b>	<b>\$12,525,687</b>
Total Authorized Positions	3,664	3,737	73
Authorized Other Charges Positions	0	0	0

**Means of Finance :**



**Expenditures:**



### Budget Highlights

- Converted 73 job appointments into classified Full-Time Table of Organization (T.O.) positions, of which, 71 are frontline and support staff in the Division of Child Welfare.
- Funding of \$7.1 million, of which \$3.5 million is State General Fund (Direct), for the continuation of the Family First Prevention Services Act (FFPSA) programs - Child First and Intercept. These are preventive programs that seek to keep children in their homes, rather than in more expensive settings, such as foster care and group homes. This is done by connecting families with services that prevent and treat child abuse and neglect. Additionally, the programs offer individualized services in-home to children, youth, and their families.
- An additional \$2.7 million, of which \$2 million is State General Fund (Direct), that allows the Department of Children and Family Services (DCFS) to continue to provide care coordination and advocacy services for child victims of human trafficking in the Division of Child Welfare due to the passage of Act 662 of the 2022 Regular Legislative Session.
- An increase of \$1.6 million in leasing costs that provides for a new, replacement emergency shelter in Mansfield for residents to be housed during a disaster instead of the current shelter. The new facility will provide additional square footage for housing needs, as well as provide space for supplies and commodities storage year-round.
- DCFS continues to receive the Temporary Assistance for Needy Families (TANF) federal block grant of \$155.5 million. Of this amount, \$46.1 million is allocated to child welfare services associated with



foster care and prevention services; \$58.7 million is allocated for TANF initiatives including the Cecil J. Picard LA-4 Pre-K Program, Child Protection Investigations/Family Support, and Drug Courts; and \$50.7 million is allocated for core welfare services.







THIS PAGE INTENTIONALLY LEFT BLANK

# Department of Natural Resources

## Department Description

Schedule 11 - Department of Natural Resources includes 2 budget units: Office of the Secretary and Office of Conservation.

## Department Budget Summary

Means of Finance & Positions	Existing Operating Budget (EOB) as of 12/01/22	Recommended FY 2023-2024	Recommended Over/(Under) EOB
State General Fund	\$10,584,407	\$19,743,223	\$9,158,816
Interagency Transfers	8,893,226	8,892,137	(1,089)
Fees & Self-generated	23,009,286	19,490,454	(3,518,832)
Statutory Dedications	21,147,659	31,648,447	10,500,788
Federal Funds	42,416,533	94,615,820	52,199,287
<b>Total</b>	<b>\$106,051,111</b>	<b>\$174,390,081</b>	<b>\$68,338,970</b>
Total Authorized Positions	321	327	6
Authorized Other Charges Positions	0	0	0

## Budget Highlights

- Three agencies (Office of the Secretary, Office of Mineral Resources and Office of Coastal Management) within the Department of Natural Resources have been consolidated into one agency called the Office of the Secretary but will maintain their current primary functions. The consolidation will allow the Secretary to more efficiently manage the Department.
- \$20 million increase in Federal Funds for the plugging of abandon orphaned wells in the Oilfield Site Restoration Program. These funds are available as a result of the passage of the Federal Infrastructure Investment and Jobs Act of 2021. The Oilfield Site Restoration Fund has a total of \$50 million in federal funds for FY 2023-2024.
- \$10.5 million increase in Statutory Dedications out of the Oilfield Site Restoration Fund, of which \$6.5 million is for site- specific restoration of wells in the Humphreys and Orange Grove Fields in Terrebonne Parish and \$4 million is for the plugging and restoration of approximately twenty-five (25) high priority orphaned water/land wells in South Louisiana.
- \$20 million increase in Federal Funds and two (2) authorized Table of Organization (T.O.) positions for Phase 1 of the Regional Clean Hydrogen Hubs Program. Louisiana has entered into a bipartisan three-state partnership with Arkansas and Oklahoma for the development of a regional clean hydrogen hub. Funding comes from the Federal Infrastructure and Investment Jobs Act for infrastructure to accelerate the use of hydrogen as a clean energy carrier that can deliver or store tremendous amounts of energy. The two (2) positions (Accountant/Grant Reviewer and a Federal Energy Program Manager) will be responsible for handling grant applications, contracting, federal reporting requirements, as well as planning, preparing, and implementing multiple projects throughout the state dealing with energy efficiency for the State Energy Office. These funds are available as a result of the passage of the Federal Infrastructure Investment and Jobs Act of 2021.
- A \$9.3 million increase {\$1.3 million in State General Fund (Direct) and \$8 million in Federal Funds} for the Grid Resilience Grant for projects that generate the greatest community benefit providing



clean, affordable, and reliable energy to the weakest areas in Louisiana. These funds are available as a result of the passage of the Federal Infrastructure Investment and Jobs Act of 2021.

- \$3.4 million increase in Federal Funds for four (4) energy grants: The State Energy Program Infrastructure Investment and Jobs Act (SEPIIJA) Formula Grant will subsidize and expand the state's annual Energy Program Grant; the Energy Security Grant will create an energy security plan for the state; the Energy Efficiency Conservation Block Grant will implement energy efficiency and renewable upgrades; and the New Revolving Loan Grant will implement energy efficiency and renewable energy technology upgrades and improvements. These funds are available as a result of the passage of the Federal Infrastructure Investment and Jobs Act of 2021.
- Reduction of \$3.2 million out of the Coastal Resources Trust Dedicated Fund Account due to anticipated completion of all Beneficial Use projects in FY 2023.

### 431-Office of the Secretary

#### Agency Description

**Executive** - Provides the leadership, guidance, and coordination to ensure consistency within the Department as well as externally; promotes the Department, implements the Governor's and Legislature's directives and functions as Louisiana's natural resources ambassador to the world.

**Mineral Resources** - Prudently manages state-owned lands and water bottoms by managing and administering mineral and renewable energy assets in an environmentally-sound manner, primarily through the production and development of oil, gas, and alternative energy resources. These functions are performed under the authority and direction of the State Mineral and Energy Board.

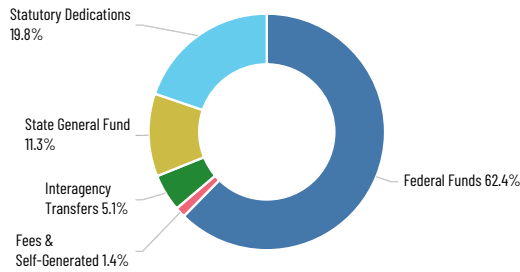
**Coastal Management** - Conserves, protects, manages, and enhances or restores Louisiana's coastal resources. Implements the Louisiana Coastal Resources Program (LCRP), established by Act 361 of the 1978 Louisiana Legislature. The LCRP is Louisiana's federally approved coastal zone management program. The OCM also coordinates with various federal and state task forces, other federal and state agencies, the Office of the Governor, the public, the Louisiana Legislature, and the Louisiana Congressional Delegation on matters relating to the protection, conservation, enhancement, and management of Louisiana's coastal resources. Its clients include the U.S. Congress, legislature, federal agencies, state agencies, the citizens, and political subdivision of the coastal parishes in Louisiana's coastal zone boundary and ultimately all the citizens of Louisiana and the nation whose economy is impacted by the sustainability of Louisiana's coastal wetlands.

#### Agency Budget Summary

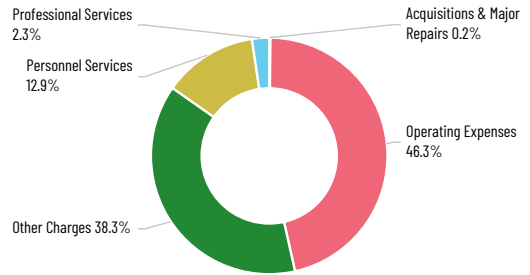
Means of Finance & Positions	Existing Operating Budget (EOB) as of 12/01/22	Recommended FY 2023-2024	Recommended Over/(Under) EOB
State General Fund	\$3,840,019	\$16,455,473	\$12,615,454
Interagency Transfers	3,654,617	7,392,720	3,738,103
Fees & Self-generated	782,000	2,082,113	1,300,113
Statutory Dedications	12,625,519	28,668,111	16,042,592
Federal Funds	36,008,609	90,499,820	54,491,211
<b>Total</b>	<b>\$56,910,764</b>	<b>\$145,098,237</b>	<b>\$88,187,473</b>
Total Authorized Positions	42	148	106
Authorized Other Charges Positions	0	0	0



**Means of Finance :**



**Expenditures:**



**432-Office of Conservation**

**Agency Description**

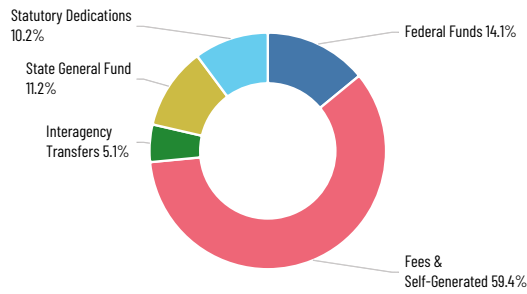
Manages a program that provides an opportunity to protect the correlative rights of all parties involved in the exploration for and production of oil, gas, and other natural resources, while preventing the waste of these resources.

**Agency Budget Summary**

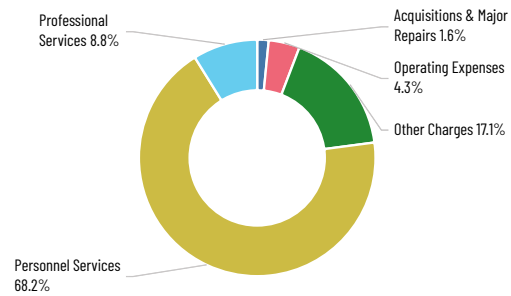
Means of Finance & Positions	Existing Operating Budget (EOB) as of 12/01/22	Recommended FY 2023-2024	Recommended Over/(Under) EOB
State General Fund	\$2,716,447	\$3,287,750	\$571,303
Interagency Transfers	1,502,261	1,499,417	(2,844)
Fees & Self-generated	17,822,173	17,408,341	(413,832)
Statutory Dedications	2,981,960	2,980,336	(1,624)
Federal Funds	3,720,836	4,116,000	395,164
<b>Total</b>	<b>\$28,743,677</b>	<b>\$29,291,844</b>	<b>\$548,167</b>
Total Authorized Positions	179	179	0
Authorized Other Charges Positions	0	0	0



**Means of Finance :**



**Expenditures:**



### 434-Office of Mineral Resources

**Agency Budget Summary**

Means of Finance & Positions	Existing Operating Budget (EOB) as of 12/01/22	Recommended FY 2023-2024	Recommended Over/(Under) EOB
State General Fund	\$3,853,906	\$0	(\$3,853,906)
Interagency Transfers	578,449	0	(578,449)
Fees & Self-generated	20,000	0	(20,000)
Statutory Dedications	5,327,180	0	(5,327,180)
Federal Funds	0	0	0
<b>Total</b>	<b>\$9,779,535</b>	<b>\$0</b>	<b>(\$9,779,535)</b>
Total Authorized Positions	55	0	(55)
Authorized Other Charges Positions	0	0	0

### 435-Office of Coastal Management

**Agency Budget Summary**

Means of Finance & Positions	Existing Operating Budget (EOB) as of 12/01/22	Recommended FY 2023-2024	Recommended Over/(Under) EOB
State General Fund	\$174,035	\$0	(\$174,035)
Interagency Transfers	3,157,899	0	(3,157,899)
Fees & Self-generated	4,385,113	0	(4,385,113)
Statutory Dedications	213,000	0	(213,000)
Federal Funds	2,687,088	0	(2,687,088)
<b>Total</b>	<b>\$10,617,135</b>	<b>\$0</b>	<b>(\$10,617,135)</b>
Total Authorized Positions	45	0	(45)
Authorized Other Charges Positions	0	0	0



# Department of Revenue

## Department Description

Schedule 12 - Department of Revenue includes 1 budget unit: Office of Revenue.

## Department Budget Summary

Means of Finance & Positions	Existing Operating Budget (EOB) as of 12/01/22	Recommended FY 2023-2024	Recommended Over/(Under) EOB
State General Fund	\$0	\$0	\$0
Interagency Transfers	552,030	515,000	(37,030)
Fees & Self-generated	121,833,996	117,285,462	(4,548,534)
Statutory Dedications	557,914	557,914	0
Federal Funds	0	0	0
<b>Total</b>	<b>\$122,943,940</b>	<b>\$118,358,376</b>	<b>(\$4,585,564)</b>
Total Authorized Positions	727	724	(3)
Authorized Other Charges Positions	15	15	0

## Budget Highlights

- \$106.8 million in Fees and Self-generated Revenues is allocated for the Tax Collection Program for continuous efforts of improving an essential function of collecting data and revenues via taxpayer registration, tax return and remittance processing, taxpayer account maintenance, and accounting for and distribution of state and local tax returns.
- \$2 million increase in Fees and Self-generated Revenues for a contract with vendor Young Williams to provide Tier 1 Call Services to handle taxpayer inquiries in a fair and efficient manner.
- \$557,914 in Statutory Dedications out of the Tobacco Regulation Enforcement Fund is allocated to the Alcohol and Tobacco Control Program to support law enforcement efforts to reduce the illegal sale of tobacco products to minors.

### INCENTIVE EXPENDITURE FORECAST:

In accordance with Act 401 of the 2017 Regular Session, below is the listing of the incentive expenditure programs due to the most recent Revenue Estimating Conference. This department administers the following incentive expenditure programs:

- Louisiana Capital Companies Tax Credit Program (R.S. 51:1921), projected for \$0.
- Procurement Processing Company Rebate Program (R.S. 47:6351), \$31,957,070



## 440-Office of Revenue

### Agency Description

**Tax Collection** - Comprises the entire tax collection effort of the office, which is organized into four major divisions and the Office of Legal Affairs. The Office of Management and Finance handles accounting, support services, human resources management, information services, and internal audit. Tax Administration Group I is responsible for collection, operations, personal income tax, sales tax, post processing services, and taxpayer services. Tax Administration Group II is responsible for audit review, research and technical services, excise taxes, corporation income and franchise taxes, and severance taxes. Tax Administration Group III is responsible for field audit services, district offices, regional offices, and special investigations.

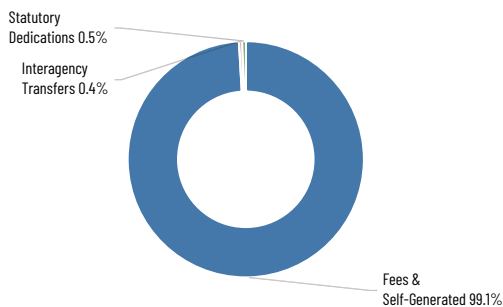
**Alcohol and Tobacco Control** - Regulates the alcoholic beverage and tobacco industries in the state; licenses alcoholic beverage manufacturers, native wineries, retailers, and wholesalers as well as retail and wholesale tobacco product dealers and enforces state alcoholic beverage and tobacco laws.

**Charitable Gaming** - Licenses, educates, and monitors organizations conducting legalized gaming as a fund-raising mechanism; provides for the licensing of commercial lessors and related matters regarding electronic video bingo and progressive mega-jackpot bingo.

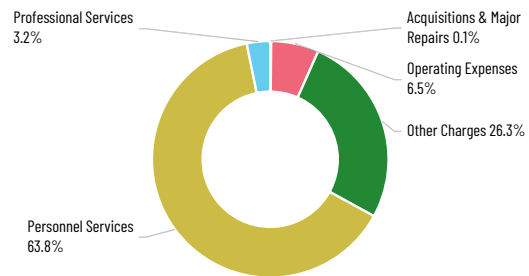
### Agency Budget Summary

Means of Finance & Positions	Existing Operating Budget (EOB) as of 12/01/22	Recommended FY 2023-2024	Recommended Over/(Under) EOB
State General Fund	\$0	\$0	\$0
Interagency Transfers	552,030	515,000	(37,030)
Fees & Self-generated	121,833,996	117,285,462	(4,548,534)
Statutory Dedications	557,914	557,914	0
Federal Funds	0	0	0
<b>Total</b>	<b>\$122,943,940</b>	<b>\$118,358,376</b>	<b>(\$4,585,564)</b>
Total Authorized Positions	727	724	(3)
Authorized Other Charges Positions	15	15	0

**Means of Finance :**



**Expenditures:**



# Department of Environmental Quality

## Department Description

Schedule 13 - Department of Environmental Quality includes 1 budget unit: Office of Environmental Quality.

## Department Budget Summary

Means of Finance & Positions	Existing Operating Budget (EOB) as of 12/01/22	Recommended FY 2023-2024	Recommended Over/(Under) EOB
State General Fund	\$4,568,830	\$14,079,535	\$9,510,705
Interagency Transfers	5,037,477	4,490,227	(547,250)
Fees & Self-generated	108,681,570	103,059,076	(5,622,494)
Statutory Dedications	9,793,752	10,373,471	579,719
Federal Funds	19,247,601	20,282,456	1,034,855
<b>Total</b>	<b>\$147,329,230</b>	<b>\$152,284,765</b>	<b>\$4,955,535</b>
Total Authorized Positions	707	711	4
Authorized Other Charges Positions	0	0	0

## Budget Highlights

- Means of finance substitution decreasing the Environmental Trust Dedicated Fund Account (ETF) by \$4.2 million and increasing State General Fund (Direct) by \$4.2 million to align the budget with the most recent Revenue Estimating Conference (REC) forecast for the Environmental Trust Dedicated Fund Account.
- \$1.3 million increase in Federal Funds for seven (7) new grants from the federal Environmental Protection Agency (EPA) - four (4) from the Infrastructure Investment and Jobs Act and three (3) from the American Rescue Plan Act. These grants will assess pollutant levels in the air, address oxygen in water that sustains marine life, secure clean drinking water for the citizens of Louisiana, develop site-specific cleanup plans for redevelopment or reuse of property, improve tribal environmental response programs, and support air monitoring in and near communities that are disproportionately exposed to pollutants. The additional grants are: Grant for Poly Carbon Detections (ARP); Grant for Ambient Air Monitoring in St James (ARP); Gulf Hypoxia Grant (IIJA); Water Quality Management Planning Grant (IIJA); Brownfields Community Wide Assessment Grant (IIJA); 128(a) Brownfields Grant (IIJA) and PM2.5 Air Monitoring additional grant (ARP).
- \$1 million increase in the Motor Fuels Underground Storage Tank Trust Dedicated Fund Account to issue grants to Louisiana domiciled motor fuel underground storage tank owners to upgrade or improve single-walled motor fuel underground storage tanks for compliance with federal and state environmental laws.
- A \$451,175 increase {\$225,587 in State General Fund (Direct) and \$225,588 in the Environmental Trust Dedicated Fund Account} and four (4) authorized Table of Organization (T.O.) positions per Act 481 of the 2021 Regular Legislative Session to establish a voluntary environmental self-audit program.

INCENTIVE EXPENDITURE FORECAST:





In accordance with Act 401 of the 2017 Regular Session, below is the listing of the incentive expenditure programs due to the most recent Revenue Estimating Conference. This department administers the following incentive expenditure programs:

- Brownfields Investor Tax Credit (R.S. 47:6021), projected for \$0.

## 856-Office of Environmental Quality

### Agency Description

**Secretary** - The mission of the Office of the Secretary is to provide strategic administrative oversight necessary to advance and fulfill the role, scope and function of DEQ. As the managerial and overall policy coordinating agency for the Department, the Office of the Secretary will facilitate achievement of environmental improvements by promoting initiatives that serve a broad environmental mandate, and by representing the Department when dealing with external agencies. OSEC will ensure the Department meets its performance and policy objectives by working and coordinating with all program offices.

**Environmental Compliance** - The mission of the Office of Environmental Compliance (OEC), consisting of the Inspections, Assessment, Enforcement, Underground Storage Tank and Remediation Divisions, is to protect the health, safety, and welfare of the people and environmental resources of Louisiana. OEC protects the citizens of the state by conducting inspections of permitted and non-permitted facilities; assessing environmental conditions; responding to environmental incidents such as unauthorized releases, spills and citizen complaints; by providing compliance assistance to the regulated community when appropriate. The OEC establishes a multimedia compliance approach; creates a uniform approach for compliance activities; assigns accountability and responsibility to appropriate parties; and provides standardized response training for all potential responders. The OEC provides for vigorous and timely resolution of enforcement actions. The goals of the OEC are to operate in an open, fair, and consistent manner; to strive for and assist in attaining environmental compliance in the regulated community; and to protect environmental resources and the health and safety of the citizens of the State of Louisiana.

**Environmental Services** - The mission of the Office of Environmental Services (OES) is to ensure that the citizens of Louisiana have a clean and healthy environment to live and work in for present and future generations. This will be accomplished by establishing and assessing environmental standards, regulating pollution sources through permitting activities which are consistent with laws and regulations, by providing interface between the department and its customers, by providing improved public participation. The permitting activity will provide single entry/contact point for permitting, including a multimedia team approach; providing technical guidance for permit applications; improve permit tracking; and allow focus on applications with the highest potential for environmental impact. The goal of OES is to maintain, protect and enhance the environment of Louisiana through establishing and assessing environmental standards, permitting and licensing, and by issuing multi-media accreditations, notifications and registrations.

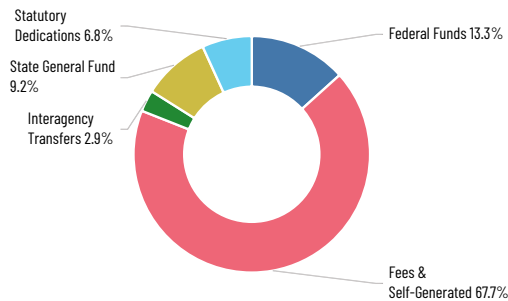
**Management and Finance** - The mission of the Office of Management and Finance (OMF) is to provide effective and efficient support and resources to all of the Department of Environmental Quality offices and external customers necessary to carry out the mission of the department. The specific role of the Support Services activity is to provide financial services, and administrative services (grants, property control, safety and other general services) to the department and its employees. The goal of the Support Services activity is to administer and provide effective and efficient support and resources to all DEQ offices and external customers.

**Environmental Assessment** - The mission of the Office of Environmental Assessment (OEA) is to maintain and enhance the environment of the state in order to promote and protect the health, safety and welfare of the people of Louisiana. This program provides an efficient means to develop, implement and enforce regulations, assess, inventory, monitor and analyze releases, and pursue efforts to prevent and to remediate contamination of the environment. The OEA also strives to develop plans and projects to assist stakeholders via financial assistance in environmental restoration and protection actions. The goal of the OEA is to improve the state of environmental protection through effective planning, evaluation and monitoring of the environment.

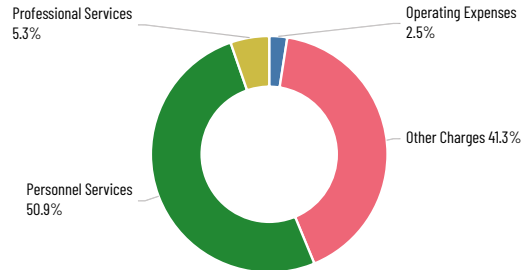
### Agency Budget Summary

Means of Finance & Positions	Existing Operating Budget (EOB) as of 12/01/22	Recommended FY 2023-2024	Recommended Over/(Under) EOB
State General Fund	\$4,568,830	\$14,079,535	\$9,510,705
Interagency Transfers	5,037,477	4,490,227	(547,250)
Fees & Self-generated	108,681,570	103,059,076	(5,622,494)
Statutory Dedications	9,793,752	10,373,471	579,719
Federal Funds	19,247,601	20,282,456	1,034,855
<b>Total</b>	<b>\$147,329,230</b>	<b>\$152,284,765</b>	<b>\$4,955,535</b>
Total Authorized Positions	707	711	4
Authorized Other Charges Positions	0	0	0

**Means of Finance :**



**Expenditures:**





THIS PAGE INTENTIONALLY LEFT BLANK

# Louisiana Workforce Commission

## Department Description

Schedule 14 - Louisiana Workforce Commission includes 1 budget unit: Workforce Support and Training.

## Department Budget Summary

Means of Finance & Positions	Existing Operating Budget (EOB) as of 12/01/22	Recommended FY 2023-2024	Recommended Over/(Under) EOB
State General Fund	\$11,095,933	\$14,810,048	\$3,714,115
Interagency Transfers	7,150,000	3,200,000	(3,950,000)
Fees & Self-generated	72,219	72,219	0
Statutory Dedications	115,781,466	114,568,895	(1,212,571)
Federal Funds	174,939,507	175,044,157	104,650
<b>Total</b>	<b>\$309,039,125</b>	<b>\$307,695,319</b>	<b>(\$1,343,806)</b>
Total Authorized Positions	878	873	(5)
Authorized Other Charges Positions	0	0	0

## 474-Workforce Support and Training

### Agency Description

Workforce Support and Training strives to lower the unemployment rate in Louisiana by working with employers, employees, and government agencies to provide training, assistance, and regulatory services that develop a diversely skilled workforce. Workforce Support and Training has seven (7) programs:

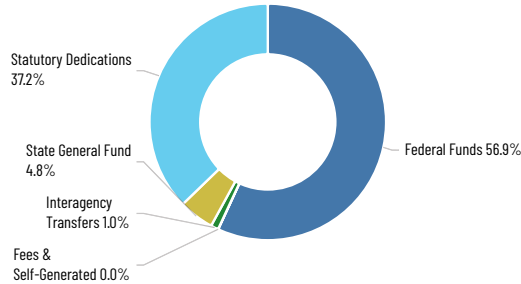
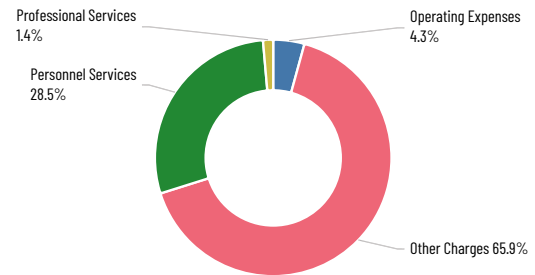
- **Office of the Secretary:** To provide leadership and management of all departmental programs, to communicate departmental direction, to ensure the quality of services provided, and to foster better relations with all stakeholders, thereby increasing awareness and use of departmental services.
- **Office of Workers Compensation Administration:** To establish standards of payment, to utilize and review procedure of injured worker claims, and to receive, process, hear and resolve legal actions in compliance with state statutes. It is also the mission of this office to educate and influence employers and employees in adopting comprehensive safety and health policies, practices and procedures, and to collect fees.
- **Office of Unemployment Insurance Administration:** To promote a stable, growth-oriented Louisiana through the administration of a solvent and secure Unemployment Insurance Trust Fund, which is supported by employer taxes. It is also the mission of this program to pay Unemployment Compensation Benefits to eligible unemployed workers.
- **Office of Workforce Development:** To provide high quality employment, training services, supportive services, and other employment related services to businesses and job seekers to develop a diversely skilled workforce with access to good paying jobs and to support and protect the rights and interests of Louisiana's workers through the administration and enforcement of state worker protection statutes and regulations.



- **Office of the 2nd Injury Board:** To encourage the employment, re-employment or retention of employees with a permanent, partial disability that is an obstacle to employment or reemployment, by reimbursing the employer or if insured their insurer for the costs of workers' compensation benefits when such a worker sustains a subsequent job related injury. The 2nd Injury Board obtains assessments from insurance companies and self-insured employers, and reimburses those clients who have met the perquisites.
- **Office of Management and Finance:** To develop, promote and implement the policies and mandates, and to provide technical and administrative support, necessary to fulfill the vision and mission of the Louisiana Workforce Commission in serving its customers. The Louisiana Workforce Commission customers include department management, programs and employees, the Division of Administration, various federal and state agencies, local political subdivisions, citizens of Louisiana, and vendors.
- **Office of Occupational Information Services:** To provide timely and accurate labor market information to the Louisiana Workforce Commission, its customers, and stakeholders. It is also the mission of this program to collect and analyze labor market and economic data for dissemination to assist Louisiana and nationwide job seekers, employers, education, training program planners, training program providers, and all other interested persons and organizations in making informed workforce decisions.

### Agency Budget Summary

Means of Finance & Positions	Existing Operating Budget (EOB) as of 12/01/22	Recommended FY 2023-2024	Recommended Over/(Under) EOB
State General Fund	\$11,095,933	\$14,810,048	\$3,714,115
Interagency Transfers	7,150,000	3,200,000	(3,950,000)
Fees & Self-generated	72,219	72,219	0
Statutory Dedications	115,781,466	114,568,895	(1,212,571)
Federal Funds	174,939,507	175,044,157	104,650
<b>Total</b>	<b>\$309,039,125</b>	<b>\$307,695,319</b>	<b>(\$1,343,806)</b>
Total Authorized Positions	878	873	(5)
Authorized Other Charges Positions	0	0	0

**Means of Finance :****Expenditures:****Budget Highlights**

- \$219.32 million of funding consisting of Fees and Self-generated Revenue of \$72,219, Statutory Dedications of \$88.7 million, and Federal Funds of \$130.54 million are included for the leveraging of Jobseeker Services. The accumulation of funding is using federal Workforce Investment and Opportunity Act (WIOA) funds, with workforce dollars from integrating agencies and employment services to the youth, adult, dislocated, unemployed, and underemployed workers of the state.
- \$37.54 million is for the Louisiana Rehabilitation Services (LRS) consisting of State General Fund (Direct), of which, \$8 million is used as matching funds to draw \$29.54 million in Federal Funds. The LRS is a career development and employment service, offering quality professional outcome-based vocational rehabilitation services on a statewide basis to individuals determined eligible, with the goal of successful employment and independence.
- \$25.87 million in Statutory Dedications out of the Incumbent Worker Training Program (IWTP) fund, which provides grants for Louisiana businesses to partner with Louisiana-based training providers, delivering customized education to the awarded company employees.
- \$10.01 million is designated for Jobs for America's Graduates (JAG), and consists of \$6.81 million of State General Fund (Direct), \$3.2 million in Interagency Transfers from the Department of Children and Family Services (DCFS). A state-based, national non-profit organization, JAG is dedicated to helping high school students of promise, who have encountered challenging or traumatic life experiences, achieve success through graduation. As a resiliency-building workforce preparation program, JAG helps students learn in-demand employability skills, and provides a bridge to post-secondary education and career advancement opportunities.
- \$6.57 million in Federal Funds from the federal Average Weekly Insured Unemployment (AWIU) grant funding for fraud detection and prevention measures software upgrades, due to COVID-19 in the existing Helping Individuals Reach Employment (HIRE)/call center Unemployment Insurance (UI) claim processing system.
- \$5 million of Federal Funds from the Emergency Unemployment Insurance Administrative Funding and Above Base Allocation Funding received for increased expenses due to COVID-19. These funds are used to pay for call centers, fraud detection/prevention, and increased technology expenses related to the Helping Individuals Reach Employment (HIRE) system.
- \$3.38 million in Federal Funds for continued support of the Help Individuals Reach Employment (HIRE) system. Funding covers consulting services/project management, additional infrastructure improvements including business continuity module upgrades, and programming fixes for system

functionality. This automated unemployment insurance claim system is a modern web-enabled, fully-automated system. It is used to manage unemployment insurance claims, and integrate with other systems providing workforce development services for job seekers, employers, and general labor market resources, which assists citizens and employers.

- Five vacant Authorized Table of Organization (T.O.) positions and associated funding of \$463,258 are eliminated from the budget. The associated funding consists of \$421,606 in Federal Funds and \$41,652 in Statutory Dedications.

# Department of Wildlife and Fisheries

## Department Description

Schedule 16 - Department of Wildlife and Fisheries includes 4 budget units: Wildlife and Fisheries Management and Finance, Office of the Secretary, Office of Wildlife, and Office of Fisheries.

## Department Budget Summary

Means of Finance & Positions	Existing Operating Budget (EOB) as of 12/01/22	Recommended FY 2023-2024	Recommended Over/(Under) EOB
State General Fund	\$27,864,289	\$0	(\$27,864,289)
Interagency Transfers	16,922,814	16,951,795	28,981
Fees & Self-generated	10,922,371	9,919,803	(1,002,568)
Statutory Dedications	107,928,568	114,151,246	6,222,678
Federal Funds	55,689,904	41,238,703	(14,451,201)
<b>Total</b>	<b>\$219,327,946</b>	<b>\$182,261,547</b>	<b>(\$37,066,399)</b>
Total Authorized Positions	781	783	2
Authorized Other Charges Positions	3	3	0

## Budget Highlights

- \$6.88 million is allocated to the Office of Fisheries for aquatic weed control, consisting of Fees and Self-generated Revenues from the Aquatic Plant Control Dedicated Fund Account (\$5.08 million), and Federal Funds (\$1.80 million). This funding provides for staffing, the purchase of chemicals and equipment, and contracts for the treatment of aquatic vegetation. Expenses also include research partnerships with state universities on alternative uses, and treatment methods, for nuisance aquatic plants.
- The Law Enforcement Division's (LED) budget within the Office of the Secretary includes \$3.25 million in Federal Funds from the U.S. Coast Guard Boating Safety program to provide recreational boating safety education and enforcement. The LED is the primary division for public safety on the state's waterways.
- The Office of Fisheries' budget includes \$6 million in Statutory Dedications budget authority out of the Artificial Reef Development Fund for construction, maintenance, and research of artificial reefs in Louisiana's inshore, nearshore, and offshore waters.
- The Office of Wildlife continues its efforts to create and maintain habitats for Louisiana's native wild animal species. Wildlife's program budget has \$150,000 in Fees & Self-generated Revenue for the reintroduction of the whooping crane, as well as an agreement for the development of management plans for mitigation lands funded by the Red River Waterway Commission.
- The department's budget includes nearly \$100,000 in Statutory Dedications out of the Litter Abatement and Education Account which funds Environmental Education Programs, local litter enforcement activities, and a cooperative endeavor agreement with the Keep Louisiana Beautiful Initiative which teaches environmental education to the citizens of Louisiana.
- The department is budgeted to receive \$16.44 million due to Interagency Transfers received from the Coastal Protection & Restoration Authority (CPRA). This includes funding for: Deepwater Hori-





zon Oil Spill Restoration projects - (\$11.13 million); the Nutria Control Program - (\$3.37 million); and Fisheries Independent Monitoring Program - (\$1.94 million).

- \$10 million in Statutory Dedications out of the Louisiana Outdoors Forever Fund is provided for the Louisiana Outdoors Forever Program to fund projects that protect drinking water supplies, conserve wildlife habitat, provide recreational opportunities in urban and rural areas, and sustain working farms and forests.

## 511-Management and Finance

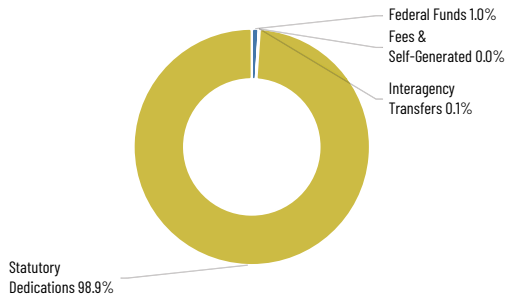
### Agency Description

Performs the financial, licensing, program evaluation, planning, and general support service functions for the Department of Wildlife and Fisheries so that the department's mission of conservation of renewable natural resources is accomplished.

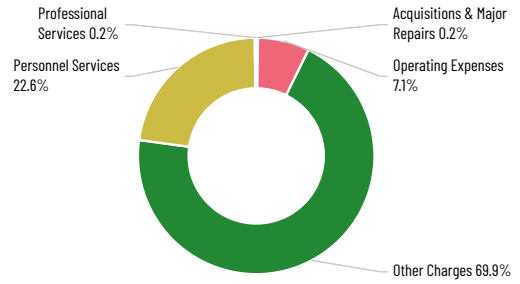
### Agency Budget Summary

Means of Finance & Positions	Existing Operating Budget (EOB) as of 12/01/22	Recommended FY 2023-2024	Recommended Over/(Under) EOB
State General Fund	\$3,850,000	\$0	(\$3,850,000)
Interagency Transfers	19,500	19,500	0
Fees & Self-generated	10,450	10,450	0
Statutory Dedications	12,385,974	23,800,737	11,414,763
Federal Funds	229,315	229,315	0
<b>Total</b>	<b>\$16,495,239</b>	<b>\$24,060,002</b>	<b>\$7,564,763</b>
Total Authorized Positions	42	44	2
Authorized Other Charges Positions	0	0	0

**Means of Finance :**



**Expenditures:**



**512-Office of the Secretary**

**Agency Description**

**Administrative Program** - Provides executive leadership and legal support to all department programs and staff; executes and enforces the laws, rules, and regulations of the state relative to wildlife and fisheries for the purpose of conservation and renewable natural resources and relative to boating and outdoor safety for continued use and enjoyment by current and future generations.

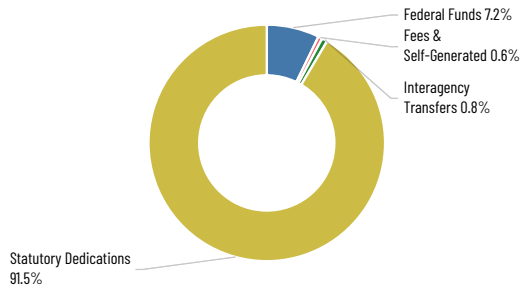
**Enforcement Program** - To establish and maintain compliance through the execution and enforcement of laws, rules and regulations of the state relative to the management, conservation and protection of renewable natural resources and fisheries resources and relative to providing public safety on the state's waterways and lands for the continued use and enjoyment by current and future generations.

**Agency Budget Summary**

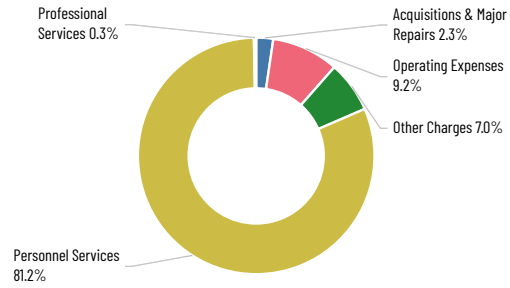
Means of Finance & Positions	Existing Operating Budget (EOB) as of 12/01/22	Recommended FY 2023-2024	Recommended Over/(Under) EOB
State General Fund	\$14,774,289	\$0	(\$14,774,289)
Interagency Transfers	314,304	329,304	15,000
Fees & Self-generated	241,975	242,975	1,000
Statutory Dedications	39,462,758	39,900,020	437,262
Federal Funds	3,062,024	3,142,419	80,395
<b>Total</b>	<b>\$57,855,350</b>	<b>\$43,614,718</b>	<b>(\$14,240,632)</b>
Total Authorized Positions	281	280	(1)
Authorized Other Charges Positions	0	0	0



**Means of Finance :**



**Expenditures:**



**513-Office of Wildlife**

**Agency Description**

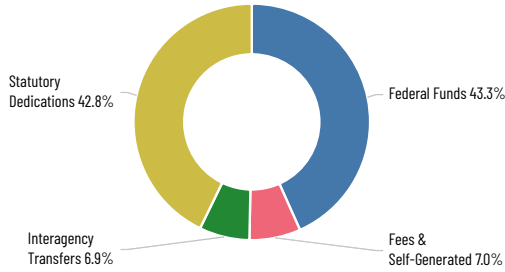
Provides wise stewardship of the state's wildlife and habitats, to maintain biodiversity, including plant and animal species of special concern and to provide outdoor opportunities for present and future generations to engender a greater appreciation of the natural environment.

**Agency Budget Summary**

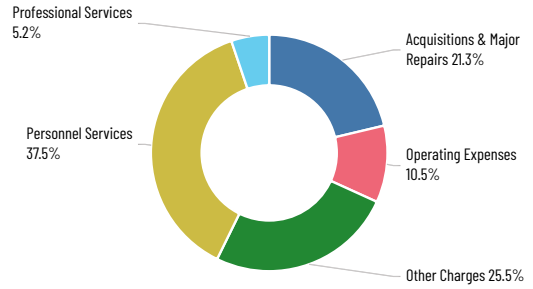
Means of Finance & Positions	Existing Operating Budget (EOB) as of 12/01/22	Recommended FY 2023-2024	Recommended Over/(Under) EOB
State General Fund	\$6,890,000	\$0	(\$6,890,000)
Interagency Transfers	4,895,363	4,370,863	(524,500)
Fees & Self-generated	5,440,170	4,424,882	(1,015,288)
Statutory Dedications	28,273,472	27,211,378	(1,062,094)
Federal Funds	21,846,818	27,542,011	5,695,193
<b>Total</b>	<b>\$67,345,823</b>	<b>\$63,549,134</b>	<b>(\$3,796,689)</b>
Total Authorized Positions	225	226	1
Authorized Other Charges Positions	3	3	0



**Means of Finance :**



**Expenditures:**



**514-Office of Fisheries**

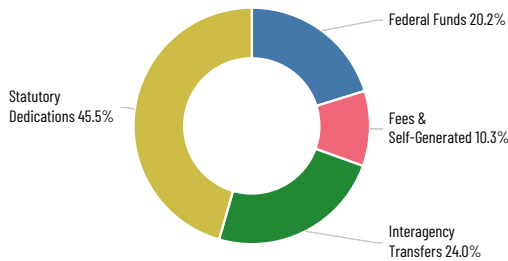
**Agency Description**

Manages living aquatic resources and their habitat, gives fishery industry support, and provides access, opportunity and understanding of the Louisiana aquatic resources to citizens and other beneficiaries of these sustainable resources.

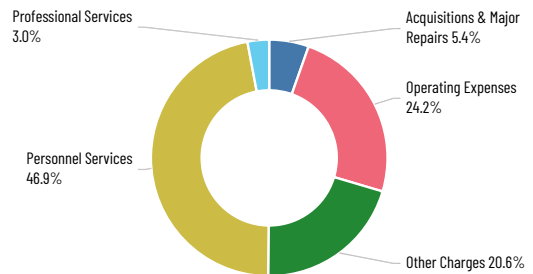
**Agency Budget Summary**

Means of Finance & Positions	Existing Operating Budget (EOB) as of 12/01/22	Recommended FY 2023-2024	Recommended Over/(Under) EOB
State General Fund	\$2,350,000	\$0	(\$2,350,000)
Interagency Transfers	11,693,647	12,232,128	538,481
Fees & Self-generated	5,229,776	5,241,496	11,720
Statutory Dedications	27,806,364	23,239,111	(4,567,253)
Federal Funds	30,551,747	10,324,958	(20,226,789)
<b>Total</b>	<b>\$77,631,534</b>	<b>\$51,037,693</b>	<b>(\$26,593,841)</b>
Total Authorized Positions	233	233	0
Authorized Other Charges Positions	0	0	0

**Means of Finance :**



**Expenditures:**





THIS PAGE INTENTIONALLY LEFT BLANK

# Department of Civil Service

## Department Description

Schedule 17 - Department of Civil Service includes five (5) budget units: State Civil Service, Municipal Fire and Police Civil Service, Ethics Administration, State Police Commission, and Board of Tax Appeals.

## Department Budget Summary

Means of Finance & Positions	Existing Operating Budget (EOB) as of 12/01/22	Recommended FY 2023-2024	Recommended Over/(Under) EOB
State General Fund	\$6,862,368	\$6,837,485	(\$24,883)
Interagency Transfers	14,225,708	14,724,675	498,967
Fees & Self-generated	4,297,940	3,680,232	(617,708)
Statutory Dedications	0	0	0
Federal Funds	0	0	0
<b>Total</b>	<b>\$25,386,016</b>	<b>\$25,242,392</b>	<b>(\$143,624)</b>
Total Authorized Positions	178	178	0
Authorized Other Charges Positions	0	0	0

## 560-State Civil Service

### Agency Description

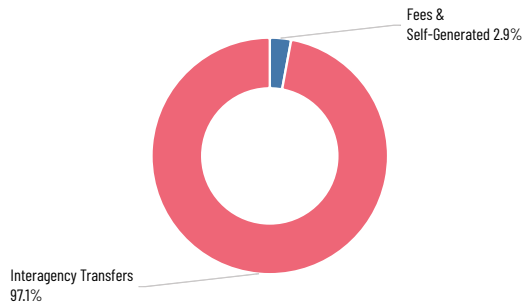
The State Civil Service Agency provides state agencies with an effective human resources system that ensures quality service and accountability to the public interest by maintaining a balance between discretion and control, making that balance flexible enough to match the rapidly changing environment in which government operates. In addition, the agency maintains the official personnel records of the state. In the area of Human Resources management, the agency promotes effective human resource management throughout state government by developing, implementing, and evaluating systems for job evaluation, pay, employment, promotion and personnel management and by administering these systems through rules, policies and practices that encourage wise utilization of the state's financial and human resources.

### Agency Budget Summary

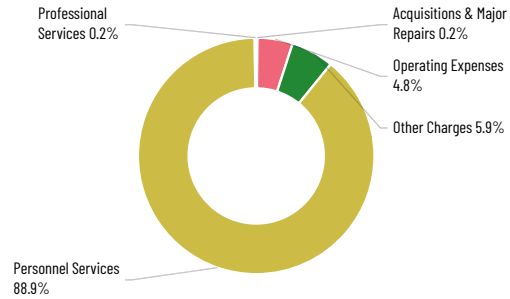
Means of Finance & Positions	Existing Operating Budget (EOB) as of 12/01/22	Recommended FY 2023-2024	Recommended Over/(Under) EOB
State General Fund	\$0	\$0	\$0
Interagency Transfers	13,483,708	13,952,766	469,058
Fees & Self-generated	924,093	418,494	(505,599)
Statutory Dedications	0	0	0
Federal Funds	0	0	0
<b>Total</b>	<b>\$14,407,801</b>	<b>\$14,371,260</b>	<b>(\$36,541)</b>
Total Authorized Positions	103	103	0
Authorized Other Charges Positions	0	0	0



**Means of Finance :**



**Expenditures:**



**Budget Highlights**

- An increase of \$63,987 of Interagency Transfers and \$1,979 in Fees and Self-generated Revenue in the State Civil Service agency for additional subscription, software and hardware maintenance expenditures.

**561-Municipal Fire and Police Civil Service**

**Agency Description**

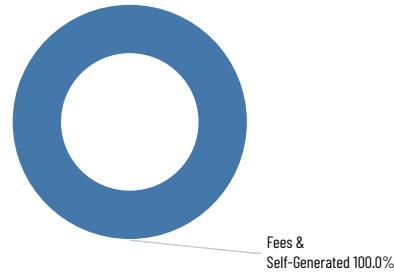
The Municipal Fire and Police Civil Service administers an effective, cost-efficient civil service system based on merit, efficiency, fitness, and length of service, consistent with the law and professional standards. The agency provides services for fire fighters and police officers in all municipalities of the state having populations of not less than 7,000 nor more than 500,000 inhabitants to which the law applies, and in all parish fire departments and fire protection districts regardless of population, in order to provide a continuity in quality of law enforcement and fire protection for the citizens of the state in both rural and urban areas.

**Agency Budget Summary**

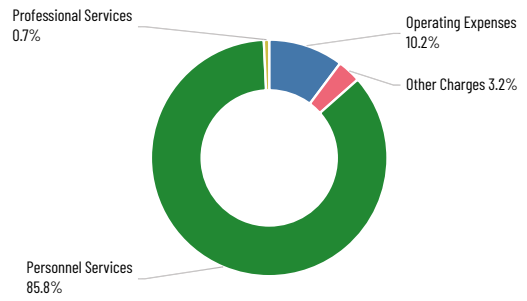
Means of Finance & Positions	Existing Operating Budget (EOB) as of 12/01/22	Recommended FY 2023-2024	Recommended Over/(Under) EOB
State General Fund	\$0	\$0	\$0
Interagency Transfers	0	0	0
Fees & Self-generated	2,836,827	2,724,865	(111,962)
Statutory Dedications	0	0	0
Federal Funds	0	0	0
<b>Total</b>	<b>\$2,836,827</b>	<b>\$2,724,865</b>	<b>(\$111,962)</b>
Total Authorized Positions	20	20	0
Authorized Other Charges Positions	0	0	0



**Means of Finance :**



**Expenditures:**



## 562-Ethics Administration

### Agency Description

The Ethics Administration provides staff support for the Louisiana Board of Ethics, which administers and enforces Louisiana's conflicts of interest legislation, campaign finance disclosure requirements, and lobbyist registration and disclosure laws, to achieve compliance by governmental officials, public employees, candidates, and lobbyists and to provide public access to disclosed information.

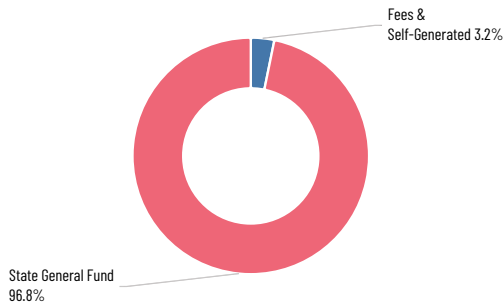
### Agency Budget Summary

Means of Finance & Positions	Existing Operating Budget (EOB) as of 12/01/22	Recommended FY 2023-2024	Recommended Over/(Under) EOB
State General Fund	\$5,362,177	\$5,296,512	(\$65,665)
Interagency Transfers	0	0	0
Fees & Self-generated	181,681	175,498	(6,183)
Statutory Dedications	0	0	0
Federal Funds	0	0	0
<b>Total</b>	<b>\$5,543,858</b>	<b>\$5,472,010</b>	<b>(\$71,848)</b>
Total Authorized Positions	41	41	0
Authorized Other Charges Positions	0	0	0

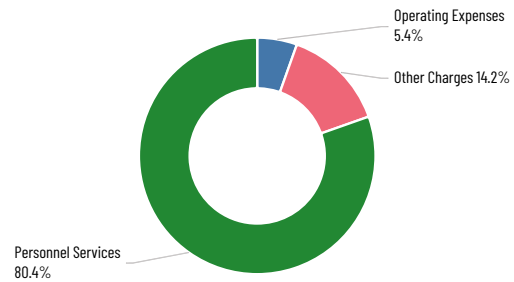




**Means of Finance :**



**Expenditures:**



**Budget Highlights**

- An increase of \$11,508 in State General (Direct) for increased subscription and software expenditures.

**563-State Police Commission**

**Agency Description**

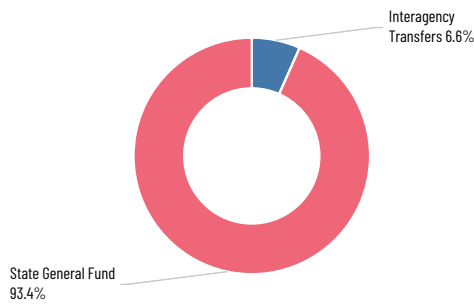
The State Police Commission provides a separate merit system for the commissioned officers of Louisiana State Police. The agency administers entry-level law enforcement examinations and promotional examinations, processes personnel actions, issues certificates of eligibles, and schedules appeals and pay hearings. The State Police Commission was created by constitutional amendment to provide an independent civil service system for all regularly commissioned full-time law enforcement officers employed by the Department of Public Safety and Corrections, Office of State Police, or its successor, who are graduates of the State Police training academy of instruction and are vested with full state police powers, as provided by law, and persons in training to become such officers.

**Agency Budget Summary**

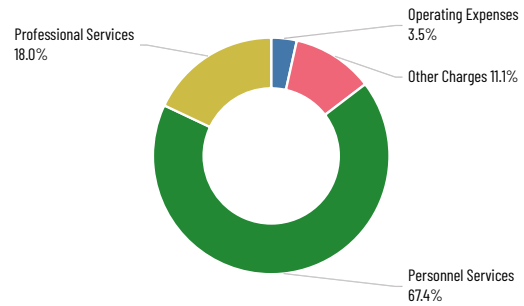
Means of Finance & Positions	Existing Operating Budget (EOB) as of 12/01/22	Recommended FY 2023-2024	Recommended Over/(Under) EOB
State General Fund	\$742,387	\$774,403	\$32,016
Interagency Transfers	55,000	55,000	0
Fees & Self-generated	0	0	0
Statutory Dedications	0	0	0
Federal Funds	0	0	0
<b>Total</b>	<b>\$797,387</b>	<b>\$829,403</b>	<b>\$32,016</b>
Total Authorized Positions	4	4	0
Authorized Other Charges Positions	0	0	0



**Means of Finance :**



**Expenditures:**



## 565-Board of Tax Appeals

### Agency Description

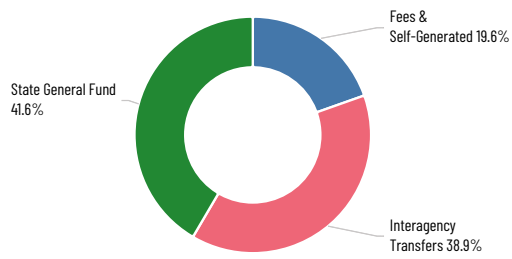
The Board of Tax Appeals is comprised of two programs: the Administrative program and the Local Tax Division program. The Administrative program provides appeals boards to hear and decide on disputes and controversies between taxpayers and the Department of Revenue in the Administrative program and reviews and makes recommendations on tax refund claims, claims against the state, industrial tax exemptions, and business tax credits. The Local Tax Division program provides an appeals board to hear and decide on disputes and controversies between taxpayers and local taxing authorities and reviews and makes recommendations on tax refund claims, claims against the state, industrial tax exemptions, and business tax credits.

### Agency Budget Summary

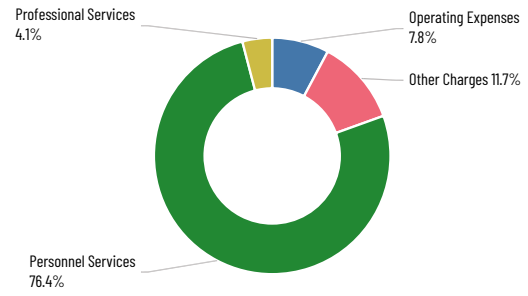
Means of Finance & Positions	Existing Operating Budget (EOB) as of 12/01/22	Recommended FY 2023-2024	Recommended Over/(Under) EOB
State General Fund	\$757,804	\$766,570	\$8,766
Interagency Transfers	687,000	716,909	29,909
Fees & Self-generated	355,339	361,375	6,036
Statutory Dedications	0	0	0
Federal Funds	0	0	0
<b>Total</b>	<b>\$1,800,143</b>	<b>\$1,844,854</b>	<b>\$44,711</b>
Total Authorized Positions	10	10	0
Authorized Other Charges Positions	0	0	0



**Means of Finance :**



**Expenditures:**



# Higher Education

## Department Description

Schedule 19A - Higher Education includes 5 budget units: Board of Regents, LSU System, Southern University System, University of Louisiana System, and LA Community & Technical Colleges System.

## Department Budget Summary

Means of Finance & Positions	Existing Operating Budget (EOB) as of 12/01/22	Recommended FY 2023-2024	Recommended Over/(Under) EOB
State General Fund	\$1,259,842,606	\$1,289,089,051	\$29,246,445
Interagency Transfers	24,369,071	24,221,815	(147,256)
Fees & Self-generated	1,688,077,118	1,720,820,323	32,743,205
Statutory Dedications	222,298,310	248,805,564	26,507,254
Federal Funds	79,628,616	51,185,269	(28,443,347)
<b>Total</b>	<b>\$3,274,215,721</b>	<b>\$3,334,122,022</b>	<b>\$59,906,301</b>
Total Authorized Positions	0	0	0
Authorized Other Charges Positions	0	0	0

## Budget Highlights

- Higher Education increased by \$29.25 million of State General Fund (Direct), impacting resources and services to the University and College Systems' institutions, Office of Student Financial Assistance, Louisiana Universities Marine Consortium (LUMCON), Louisiana State University Health Sciences Centers in New Orleans and Shreveport, Pennington Biomedical Research Center, Louisiana State University and Southern University Agricultural Centers, and Southern University Law Center.
- \$16.86 million reflects the adjustment necessary for statewide services dispersed to the post-secondary institutions.
- The Higher Education formula will receive an additional \$18 million for the two-year and four-year colleges, and the Specialized Units an increase of \$10 million, as designated by the Board of Regents.
- \$37.5 million for faculty and staff pay increases, which is critical in attracting and retaining faculty and staff within a highly competitive market. The increase for faculty impacts the ranks of professor, associate professor, assistant professor, and instructor, while the staff increase includes full-time, unclassified employees. This increase will be distributed across all Higher Education institutions.
- \$12 million to Louisiana State University Health Science Center-Shreveport for support of the medical school's operating costs.
- \$2 million to Pennington Biomedical Research Center to assist in faculty recruitment and retention.
- \$2 million to LUMCON for the support of operating costs associated with the BlueWorks campus, which will expand coastal and maritime research and education.
- \$7.5 million to implement cybersecurity measures, such as, managed event capturing and monitoring services, for higher education institutions as part of the Cyber Assurance Program. As part of this function, students will also be trained on industry-leading processes and platforms, where they can earn a degree, industry certifications, and be better prepared for immediate job placement.



- \$308.08 million for the Taylor Opportunity Program for Students (TOPS) awards program, of which \$181.10 million is in State General Fund (Direct), and \$126.98 million in Statutory Dedication out of the TOPS Fund. TOPS is Louisiana's merit-based scholarship program that awards qualifying students tuition payments for up to eight semesters at any eligible Louisiana institution.
  - Due to the Revenue Estimating Conference forecast adopted at the December 2022 meeting, a means of financing substitution of \$61.85 million was made that provided Statutory Dedications out of the TOPS Fund and reduced State General Fund (Direct).
- Go Grant funding increased by \$15 million in State General Fund (Direct). The purpose of this program is to provide a need-based component to the state's financial aid plan in supporting non-traditional and low-to-moderate income students who require additional aid to afford the cost of attending college. These grants are designed to help bridge the gap between the total amount of other forms of aid a financially disadvantaged student is awarded and the cost of attendance at a Louisiana state university or college.
- The appropriations from State General Fund (Direct) contained herein to the Board of Regents pursuant to the budgetary responsibility for all public postsecondary education provided in Article VIII, Section 5(A) of the Constitution of Louisiana and the power to formulate and revise a master plan for higher education, which shall include a formula for the equitable distribution of funds to the institutions of postsecondary education pursuant to Article VIII, Section 5(D)(4) of the Constitution of Louisiana, are, and shall be, deemed appropriated to the Board of Supervisors of the Louisiana State University and Agricultural and Mechanical College System, the Board of Supervisors of the Southern University and Agricultural and Mechanical College System, the Board of Supervisors of the University of Louisiana System, the Board of Supervisors of the Louisiana Community and Technical Colleges System, their respective institutions, and the Louisiana Universities Marine Consortium and Office of Student Financial Assistance programs within the Board of Regents, in the amounts and for the purposes as specified in a plan and formula for the distribution of said funds as approved by the Board of Regents.

## 671-Board of Regents

### Agency Description

The Board of Regents plans, coordinates and has budgetary responsibility for all public postsecondary education as constitutionally mandated that is effective and efficient, quality driven, and responsive to the needs of citizens, business, industry, and government. In addition to the Board of Regents Program, the agency also includes the following programs:

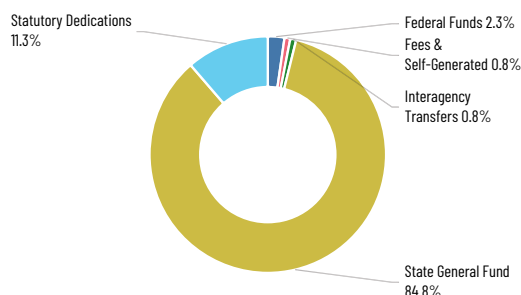
- **Office of Student Financial Assistance:** The Office of Student Financial Assistance Program is to provide direction and administrative support services for internal and external clients. This is achieved by, maintaining the highest level of customer satisfaction; partnering with the Board of Elementary and Secondary Education to maximize access to postsecondary education through state student financial assistance policies and programs; augmenting student services and programs by maximizing federal revenues; administering state and federal scholarships, grant and tuition savings programs to maximize the opportunities for Louisiana students to pursue their postsecondary educational goals; and to financially assist any student by efficiently administering the Taylor Opportunity Program for Students (TOPS), to maximize access to postsecondary education programs.

- **Louisiana Universities Marine Consortium:** The Louisiana Universities Marine Consortium (LUMCON) will conduct research and education programs directly relevant to Louisiana's needs in marine and coastal science, develop products that educate local, national, and international audiences, and serve as a facility for all Louisiana schools with interests in marine research and education in order to make all levels of society increasingly aware of the economic and cultural value of Louisiana's coastal and marine environments.
- **LUMCON Auxiliary Account:** Functions include dormitory, cafeteria, and research vessels operations of LUMCON.

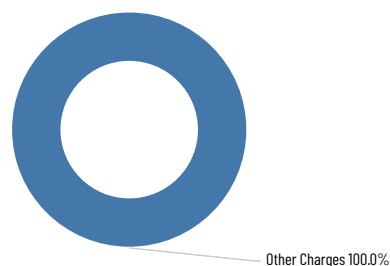
### Agency Budget Summary

Means of Finance & Positions	Existing Operating Budget (EOB) as of 12/01/22	Recommended FY 2023-2024	Recommended Over/(Under) EOB
State General Fund	\$359,921,449	\$1,289,089,051	\$929,167,602
Interagency Transfers	12,474,363	12,327,107	(147,256)
Fees & Self-generated	12,030,299	12,030,299	0
Statutory Dedications	113,075,266	172,082,130	59,006,864
Federal Funds	62,956,132	34,512,785	(28,443,347)
<b>Total</b>	<b>\$560,457,509</b>	<b>\$1,520,041,372</b>	<b>\$959,583,863</b>
Total Authorized Positions	0	0	0
Authorized Other Charges Positions	0	0	0

Means of Finance :



Expenditures:



### Budget Highlights

The appropriations from State General Fund (Direct) contained herein to the Board of Regents pursuant to the budgetary responsibility for all public postsecondary education provided in Article VIII, Section 5(A) of the Constitution of Louisiana and the power to formulate and revise a master plan for higher education, which shall include a formula for the equitable distribution of funds to the institutions of postsecondary education pursuant to Article VIII, Section 5(D)(4) of the Constitution of Louisiana, are, and shall be, deemed appropriated to the Board of Supervisors of the Louisiana State University and Agricultural and Mechanical College System, the Board of Supervisors of the Southern University and Agricultural and



Mechanical College System, the Board of Supervisors of the University of Louisiana System, the Board of Supervisors of the Louisiana Community and Technical Colleges System, their respective institutions, and the Louisiana Universities Marine Consortium and Office of Student Financial Assistance programs within the Board of Regents, in the amounts and for the purposes as specified in a plan and formula for the distribution of said funds as approved by the Board of Regents.

## 600-Louisiana State University Board of Supervisors

### Agency Description

The Board of Supervisors of Louisiana State University and Agricultural & Mechanical College System manages the University which is tasked as the state's research leader, offering degrees at the highest level of learning, providing educational and business services to the people of the state, and overseeing the state's safety net hospital system. Through the institutions listed below, the system also provides a comprehensive group of professional schools including Law, Veterinary Medicine, Medicine, Dentistry, and the full spectrum of Allied Health professions.

- **Louisiana State University-A&M College:** As the flagship institution in the state, the vision of Louisiana State University (LSU) is to be a leading research-extensive university, challenging undergraduate and graduate students to achieve the highest levels of intellectual and personal development. Designated as a land-, sea-, and space-grant institution, the mission of LSU is the generation, preservation, dissemination, and application of knowledge and cultivation of the arts. In implementing its mission, LSU is committed to offer a broad array of undergraduate degree programs and extensive graduate research opportunities designed to attract and educate highly-qualified undergraduate and graduate students; employ faculty who are excellent teacher-scholars, nationally competitive in research and creative activities, and who contribute to a world-class knowledge base that is transferable to educational, professional, cultural and economic enterprises; and use its extensive resources to solve economic, environmental and social challenges.
- **Louisiana State University-Alexandria:** LSU at Alexandria (LSUA) offers Central Louisiana access to affordable baccalaureate and associate degrees in a caring environment that challenges students to seek excellence in and bring excellence to their studies and their lives. LSUA is committed to a reciprocal relationship of enrichment with the diverse community it serves.
- **Louisiana State University Health Sciences Center-New Orleans:** The LSU Health Sciences Center-New Orleans (LSUHSC-NO) provides education, research, and public service through direct patient care and community outreach. LSUHSC-NO comprises the Schools of Allied Health Professions, Dentistry, Graduate Studies, Medicine, Nursing, and Public Health. LSUHSC-NO creates a learning environment of excellence, in which students are prepared for career success, and faculty are encouraged to participate in research promoting the discovery and dissemination of new knowledge, securing extramural support, and translating their findings into improved education and patient care. Each year LSUHSC-NO contributes a major portion of the renewal of the needed health professions workforce. It is a local, national, and international leader in research. LSUHSC-NO promotes disease prevention and health awareness for patients and the greater Louisiana community. It participates in mutual planning with community partners and explores areas of invention and collaboration to implement new endeavors for outreach in education, research, service and patient care.
- **Louisiana State University Health Sciences Center-Shreveport:** The primary mission of LSU Health Sciences Center-Shreveport (LSUHSC-S) is to provide education, patient care services, research, and community outreach. LSUHSC-S encompasses the School of Medicine in Shreveport,

the School of Graduate Studies in Shreveport, and the School of Allied Health Professions in Shreveport. In implementing its mission, LSUHSC-S is committed to: Educating physicians, biomedical scientists, fellows and allied health professionals based on state-of-the-art curricula, methods, and facilities; preparing students for careers in health care service, teaching or research; providing state-of-the-art clinical care, including a range of tertiary special services to an enlarging and diverse regional base of patients; achieving distinction and international recognition for basic science and clinical research programs that contribute to the body of knowledge and practice in science and medicine; supporting the region and the State in economic growth and prosperity by utilizing research and knowledge to engage in productive partnerships with the private sector.

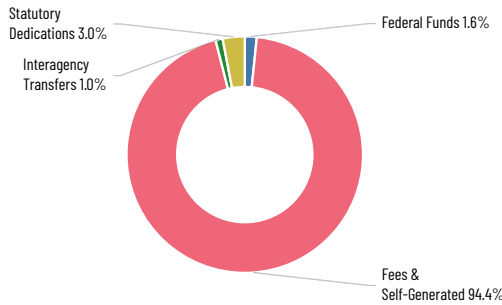
- **Louisiana State University-Eunice:** LSU at Eunice (LSUE), is a comprehensive, open admissions institution of higher education. The University is dedicated to high quality, low-cost education and is committed to academic excellence and the dignity and worth of the individual. To this end, LSUE offers associate degrees, certificates and continuing education programs as well as transfer curricula. Its curricula span the liberal arts, sciences, business and technology, pre-professional and professional areas for the benefit of a diverse population. All who can benefit from its resources deserve the opportunity to pursue the goal of lifelong learning and to expand their knowledge and skills at LSUE.
- **Louisiana State University-Shreveport:** The mission of LSU in Shreveport is to provide stimulating and supportive learning environment in which students, faculty, and staff participate freely in the creation, acquisition, and dissemination of knowledge; encourage an atmosphere of intellectual excitement; foster the academic and personal growth of students; produce graduates who possess the intellectual resources and professional personal skills that will enable them to be effective and productive members of an ever-changing global community and enhance the cultural, technological, social, and economic development of the region through outstanding teaching, research, and public service.
- **Louisiana State University-Agricultural Center:** The overall mission of the LSU Agricultural Center is to enhance the quality of life for people through research and educational programs that develop the best use of natural resources, conserve and protect the environment, enhance development of existing and new agricultural and related enterprises, develop human and community resources, and fulfill the acts of authorization and mandates of state and federal legislative bodies.
- **Pennington Biomedical Research Center:** The research at the Pennington Biomedical Research Center is multifaceted, yet focused on a single mission - promote longer, healthier lives through nutritional research and preventive medicine. The center's mission is to attack chronic diseases such as cancer, heart disease, diabetes, and stroke before they become killers. The process begins with basic research in cellular and molecular biology, progresses to tissues and organ physiology, and is extended to whole body biology and behavior. The research is then applied to human volunteers in a clinical setting. Ultimately, findings are extended to communities and large populations and then shared with scientists and spread to consumers across the world through public education programs and commercial applications.



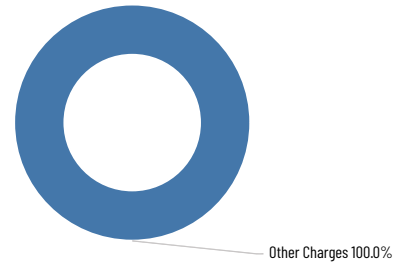
### Agency Budget Summary

Means of Finance & Positions	Existing Operating Budget (EOB) as of 12/01/22	Recommended FY 2023-2024	Recommended Over/(Under) EOB
State General Fund	\$429,998,436	\$0	(\$429,998,436)
Interagency Transfers	7,764,963	7,764,963	0
Fees & Self-generated	718,046,454	753,646,454	35,600,000
Statutory Dedications	25,476,072	24,008,992	(1,467,080)
Federal Funds	13,018,275	13,018,275	0
<b>Total</b>	<b>\$1,194,304,200</b>	<b>\$798,438,684</b>	<b>(\$395,865,516)</b>
Total Authorized Positions	0	0	0
Authorized Other Charges Positions	0	0	0

**Means of Finance :**



**Expenditures:**



### Budget Highlights

In addition to the information mentioned under the Higher Education Summary, State General Fund (Direct) for the Louisiana State University (LSU) System shall be appropriated pursuant to the formula and plan adopted by the Board of Regents for allocation to each of the System institutions.

## 615-Southern University Board of Supervisors

### Agency Description

The Southern University System exists to support, protect, and advance the unique missions of its member institutions by offering quality educational programs, innovative research, and community engagement opportunities that prepare students to become global leaders. The system is comprised of the campuses under the supervision and management of the Board of Supervisors of Southern University and Agricultural and Mechanical College as follows:

- Southern University Board of Supervisors:** The Southern University Board of Supervisors shall exercise power necessary to supervise and manage the campuses of postsecondary education under its control, to include receipt and expenditure of all funds appropriated for the use of the board and the institutions under its jurisdiction in accordance with the Master Plan, set tuition and attendance fees for both residents and nonresidents, purchase/lease land and purchase/construct buildings (subject to Regents approval), purchase equipment, maintain and improve facilities,



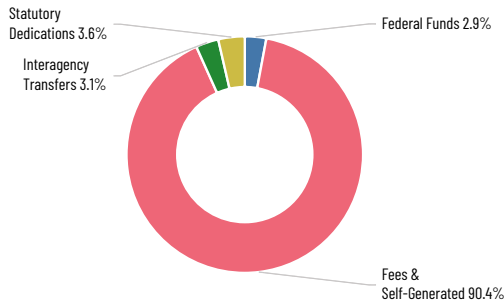
employ and fix salaries of personnel, review and approve curricula, programs of study (subject to Regents approval), award certificates and confer degrees and issue diplomas, adopt rules and regulations and perform such other functions necessary to the supervision and management of the university system it supervises.

- **Southern University-Agricultural & Mechanical College:** Southern University and Agricultural & Mechanical (A&M) College serves the educational needs of Louisiana's population through a variety of undergraduate, graduate, and professional programs. The mission of Southern University and A&M College, an Historically Black, 1890 land-grant institution, is to provide opportunities for a diverse student population to achieve a high-quality, global educational experience, to engage in scholarly, research, and creative activities, and to give meaningful public service to the community, the state, the nation, and the world so that Southern University graduates are competent, informed, and productive citizens.
- **Southern University-Law Center:** Southern University Law Center (SULC) offers legal training to a diverse group of students in pursuit of the Juris Doctorate degree. SULC seeks to maintain its historical tradition of providing legal education opportunities to under-represented racial, ethnic, and economic groups to advance society with competent, ethical individuals, professionally equipped for positions of responsibility and leadership; provide a comprehensive knowledge of the civil law in Louisiana; and promotes legal services in underprivileged urban and rural communities.
- **Southern University-New Orleans:** Southern University-New Orleans (SUNO) primarily serves the educational and cultural needs of the Greater New Orleans metropolitan area. SUNO creates and maintains an environment conducive to learning and growth, promotes the upward mobility of students by preparing them to enter into new, as well as traditional, careers and equips them to function optimally in the mainstream of American society. SUNO provides a sound education tailored to special needs of students coming to an open admissions institution and prepares them for full participation in a complex and changing society. SUNO serves as a foundation for training in one of the professions. SUNO provides instruction for the working adult populace of the area who seek to continue their education in the evening or on weekends.
- **Southern University-Shreveport:** Southern University-Shreveport (SUSLA) primarily serves the Shreveport/Bossier City metropolitan area. SUSLA serves the educational needs of this population primarily through a select number of associates degree and certificate programs. These programs are designed for a number of purposes; for students who plan to transfer to a four-year institution to pursue further academic training, for students wishing to enter the workforce and for employees desiring additional training and/or retraining.
- **Southern University-Agricultural Research & Extension Center:** The mission of the Southern University Agricultural Research and Extension Center (SUAREC) is to conduct basic and applied research and disseminate information to the citizens of Louisiana in a manner that is useful in addressing their scientific, technological, social, economic and cultural needs. The center generates knowledge through its research and disseminates relevant information through its extension program that addresses the scientific, technological, social, economic and cultural needs of all citizens, with particular emphasis on those who are socially, economically and educationally disadvantaged. Cooperation with federal agencies and other state and local agencies ensure that the overall needs of citizens of Louisiana are met through the effective and efficient use of the resources provided to the center.

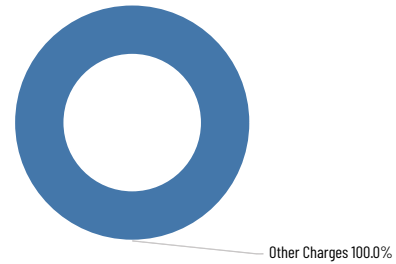
### Agency Budget Summary

Means of Finance & Positions	Existing Operating Budget (EOB) as of 12/01/22	Recommended FY 2023-2024	Recommended Over/(Under) EOB
State General Fund	\$56,075,432	\$0	(\$56,075,432)
Interagency Transfers	3,869,822	3,869,822	0
Fees & Self-generated	111,987,606	112,630,728	643,122
Statutory Dedications	4,530,158	4,502,431	(27,727)
Federal Funds	3,654,209	3,654,209	0
<b>Total</b>	<b>\$180,117,227</b>	<b>\$124,657,190</b>	<b>(\$55,460,037)</b>
Total Authorized Positions	0	0	0
Authorized Other Charges Positions	0	0	0

**Means of Finance :**



**Expenditures:**



### Budget Highlights

In addition to the information mentioned under the Higher Education Summary, State General Fund (Direct) for the Southern University System shall be appropriated pursuant to the formula and plan adopted by the Board of Regents for allocation to each of the System institutions.

## 620-University of Louisiana Board of Supervisors

### Agency Description

The University of Louisiana System (UL System) is a public, multi-campus university system that emphasizes teaching, research, and community service to offer a broad spectrum of educational opportunities up to the doctoral level. The UL System is composed of the nine (9) institutions under the supervision and management of the Board of Supervisors for the University of Louisiana System.

- University of Louisiana Board of Supervisors:** The Board of Supervisors for the UL System shall exercise power as necessary to supervise and manage the institutions of postsecondary education under its control, including receiving and expending all funds appropriated for the use of the board and the institutions under its jurisdiction in accordance with the Master Plan; setting tuition and attendance fees for both residents and nonresidents; purchasing or leasing land and purchasing or constructing buildings subject to approval of the Regents; purchasing equipment; maintaining and improving facilities; employing and fixing salaries of personnel; reviewing and approving curricula



and programs of study subject to approval of the Regents; awarding certificates, conferring degrees, and issuing diplomas; adopting rules and regulations; and performing such other functions as are necessary to the supervision and management of the system.

- **Nicholls State University:** Nicholls State University is a comprehensive, regional, selective admissions university that provides a unique blend of excellent academic programs to meet the needs of Louisiana and beyond. For more than half a century, the University has been the leader in postsecondary education in an area rich in cultural and natural resources. While maintaining major partnerships with businesses, local school systems, community agencies, and other educational institutions, Nicholls actively participates in the educational, social, and cultural infrastructure of the region. Nicholls' location in the heart of South Louisiana and its access to the Gulf of Mexico and to one of the nation's major estuaries provides valuable opportunities for instruction, research and service, particularly in the fields of marine biology, petroleum technology, and culinary arts. Nicholls makes significant contributions to the economic development of the region, maintaining a vital commitment to the well-being of its people through programs that have strong ties to a nationally recognized health care industry in the Thibodaux-Houma metropolitan area, to area business and industry, and to its K-12 education system. As such, it is a center for collaborative, scientific, technological, cultural, educational and economic leadership and services in South Central Louisiana.
- **Grambling State University:** Grambling State University (GSU) is a comprehensive, historically-black institution that offers a broad spectrum of undergraduate and graduate programs of study. The University embraces its founding principle of educational opportunity, is committed to the education of minorities in American society, and seeks to reflect in all of its programs the diversity present in the world. The GSU community of learners strives for excellence in the pursuit of knowledge. The University prepares its graduates to compete and succeed in careers, to contribute to the advancement of knowledge, and to lead productive lives as informed citizens in a democratic society. It provides a living and learning environment to nurture students' development for leadership in academics, athletics, campus governance, and future pursuits. Grambling advances the study and preservation of African American history, art and culture, and seeks to foster in its students a commitment to service to improve the quality of life for all.
- **Louisiana Tech University:** Louisiana Tech University recognizes its threefold obligation to advance the state of knowledge, to disseminate knowledge, and to provide strong outreach and service programs and activities. To fulfill its obligations, the university will maintain a strong research, creative environment, and intellectual environment that encourages the development and application of knowledge. Recognizing that service is an important function of every university, Louisiana Tech provides outreach programs and activities to meet the needs of the region and the state. Louisiana Tech views graduate study and research as integral to the university's purpose. Committed to graduate education through the doctorate, it will conduct research appropriate to the level of academic programs offered and will have a defined ratio of undergraduate to graduate enrollment. Doctoral programs will continue to focus on fields of study in which the University has the ability to achieve national competitiveness or to respond to specific state or regional needs. As such, Louisiana Tech will provide leadership for the region's engineering, science and business innovation.
- **McNeese State University:** McNeese State University is a comprehensive institution that provides leadership for educational, cultural, and economic development for southwest Louisiana. It offers a wide range of baccalaureate programs and select graduate programs appropriate for the workforce, allied health, and intellectual capital needs of the area. The institution promotes diverse economic growth and provides programs critical to the oil, gas, petrochemical, and related industries operating in the region. Its academic programs and services are vital resources for increasing the level of education, productivity, and quality of life for the citizens of Louisiana. The University allocates resources and functions according to principles and values that promote accountability for excel-

lence in teaching, scholarship and service, and for cultural awareness and economic development. McNeese emphasizes teaching excellence to foster student access and success, and it seeks partnerships and collaboration with community and educational entities to facilitate economic growth and diversity in Southwest Louisiana. Instructional delivery via distance learning technology enables a broader student population to reach higher education goals.

- **University of Louisiana at Monroe:** A comprehensive senior institution of higher learning, the University of Louisiana at Monroe (UL Monroe) offers a complete educational experience emphasizing a learning environment where excellence is the hallmark. The university dedicates itself to student learning, pure and applied research, and advancing knowledge through traditional and alternative delivery modalities. With its human, academic, and physical resources, UL Monroe enhances the quality of life in the mid-South. UL Monroe is committed to serving as a gateway to diverse academic studies for citizens living in the urban and rural regions of the mid-South and the world beyond. The University offers a broad array of academic and professional programs from the associate level through the doctoral degree, including the state's only public doctor of pharmacy program. Coupled with research and service, these programs address the postsecondary educational needs of the area's citizens, businesses, and industries.
- **Northwestern State University:** Located in rural Louisiana between the population centers of Alexandria and Shreveport, Northwestern State University serves a wide geographic area between the borders of Texas and Mississippi. It serves the educational and cultural needs of the region through traditional and electronic delivery of courses. Distance education continues to be an increasingly integral part of Northwestern's degree program delivery, providing flexibility for serving the educational needs and demands of students, state government, and private enterprise. Northwestern's commitment to undergraduate and graduate education and to public service enable it to favorably affect the economic development of the region and to improve the quality of life for its citizens. The university's Leesville campus, in close proximity to the Ft. Johnson U.S. Army base offers a prime opportunity for the university to provide educational experiences to military personnel stationed there, and, through electronic program delivery, to armed forces throughout the world. Northwestern is also home to the Louisiana Scholars College, the state's selective admissions college for the liberal arts.
- **Southeastern Louisiana University:** The mission of Southeastern Louisiana University is to lead the educational, economic, and cultural development of the southeast region of the state known as the Northshore. Its educational programs are based on evolving curricula that address emerging regional, national, and international priorities. The University promotes student success and retention as well as intellectual and personal growth through a variety of academic, social, vocational, and wellness programs. Southeastern's credit and non-credit educational experiences emphasize challenging, relevant course content and innovative, effective delivery systems. Global perspectives are broadened through opportunities to work and study abroad. Through its Centers of Excellence, Southeastern embraces active partnerships that benefit faculty, students, and the region it serves. Dynamic collaborative efforts range from local to global in scope and encompass education, business, industry, and the public sector. Of particular interest are partnerships that directly or indirectly contribute to economic renewal and diversification.
- **University of Louisiana at Lafayette:** The University of Louisiana at Lafayette (UL Lafayette) takes as its primary purpose the examination, transmission, preservation, and extension of mankind's intellectual traditions. The University provides intellectual leadership for the educational, cultural, and economic development of its region and the state through its instructional, research, and service activities. Graduate study and research are integral to the university's mission. Doctoral programs will continue to focus on fields of study in which UL Lafayette has the ability to achieve national competitiveness or to respond to specific state or regional needs. UL Lafayette is commit-

ted to promoting social mobility and equality of opportunity. The University extends its resources to the diverse constituencies it serves through research centers, continuing education, public outreach programs, cultural activities, and access to campus facilities. Because of its location in the heart of South Louisiana, UL Lafayette will continue its leadership in maintaining instructional and research programs that preserve Louisiana's history and the rich Cajun and Creole cultures.

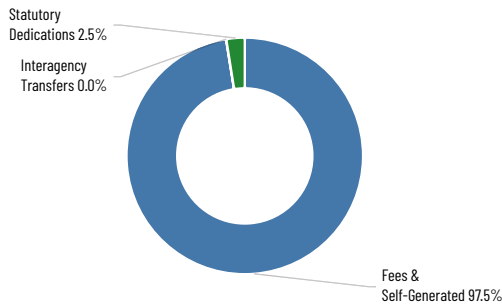
- University of New Orleans:** The University of New Orleans (UNO) is the comprehensive metropolitan research university providing essential support for the economic, educational, social, and cultural development of the New Orleans metropolitan area. The institution's primary service area includes Orleans Parish and the seven neighboring parishes of Jefferson, St. Bernard, St. Charles, St. Tammany, St. John, St. James, and Plaquemine. As an institution that imposes admissions criteria, UNO serves the educational needs of this population primarily through a wide variety of baccalaureate programs in the arts, humanities, sciences, and social sciences and in the professional areas of business, education, and engineering. UNO offers a variety of graduate programs, including doctoral programs in chemistry, education, engineering and applied sciences, financial economics, political science, psychology, and urban studies. As an urban university serving the state's largest metropolitan area, UNO directs its resources and efforts towards partnerships with business and government to address the complex issues and opportunities that affect New Orleans and the surrounding metropolitan area.

## Agency Budget Summary

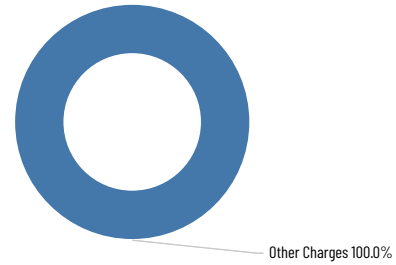
Means of Finance & Positions	Existing Operating Budget (EOB) as of 12/01/22	Recommended FY 2023-2024	Recommended Over/(Under) EOB
State General Fund	\$267,855,060	\$0	(\$267,855,060)
Interagency Transfers	259,923	259,923	0
Fees & Self-generated	676,482,759	672,482,759	(4,000,000)
Statutory Dedications	17,894,587	17,277,218	(617,369)
Federal Funds	0	0	0
<b>Total</b>	<b>\$962,492,329</b>	<b>\$690,019,900</b>	<b>(\$272,472,429)</b>
Total Authorized Positions	0	0	0
Authorized Other Charges Positions	0	0	0



**Means of Finance :**



**Expenditures:**



**Budget Highlights**

In addition to the information mentioned under the Higher Education Summary, State General Fund (Direct) for the University of Louisiana System (ULS) shall be appropriated pursuant to the formula and plan adopted by the Board of Regents for allocation to each of the System institutions.

**649-Louisiana Community & Technical Colleges Board of Supervisors**

**Agency Description**

The Louisiana Community and Technical Colleges System (LCTCS) fosters collaboration and embraces economic development to provide leadership for its colleges, and matches their development and delivery of educational offerings to support the regional, state, and business economic development. LCTCS is comprised of the Board of Supervisors, seven (7) Community Colleges, five (5) Technical and Community Colleges, the LCTCSOnline, Adult Basic Education, and Workforce Training Rapid Response.

- **Louisiana Community and Technical Colleges Board of Supervisors:** Prepares Louisiana's citizens for workforce success, prosperity, continued learning, and improved quality of life. The Board of Supervisors of LCTCS provide effective and efficient management of the colleges within the System through policy making and oversight to educate and prepare Louisiana citizens for workforce success, prosperity and improved quality of life.
- **Baton Rouge Community College:** An open admission, two-year post-secondary public institution. The mission of Baton Rouge Community College (BRCC) includes the offering of the highest quality collegiate and career education through comprehensive curricula allowing for transfer to four-year colleges and universities, community education programs and services life-long learning, and distance learning programs. This variety of offerings will prepare students to enter the job market, to enhance personal and professional growth, or to change occupations through training and retraining. The curricular offerings shall include courses and programs leading to transfer credits and to certificates, diplomas, and associate degrees. All offerings are designed to be accessible, affordable, and or high educational quality. Due to its location, BRCC is particularly suited to serve the special needs of area business and industries and the local, state, and federal governmental complex.
- **Delgado Community College:** Delgado Community College provides a learning centered environment in which to prepare students from diverse backgrounds to attain their educational, career, and personal goals, to think critically, to demonstrate leadership, and to be productive and responsible citizens. Delgado is a comprehensive, multi-campus, open-admissions, public higher education insti-

tution providing pre-baccalaureate programs, occupational and technical training, developmental studies, and continuing education.

- **Nunez Community College:** Offers associate degrees and occupational certificates in keeping with the demands of the area it services. Curricula at Nunez focuses on the development of the total person by offering a blend of occupational sciences, and the humanities. In recognition of the diverse needs of the individuals we serve and of a democratic society, Nunez Community College will provide a comprehensive educational program that helps students cultivate values and skills in critical thinking, decision-making and problem solving, as well as prepare them for productive satisfying careers, and offer courses that transfer to senior institutions.
- **Bossier Parish Community College:** Provides instruction and service to its community. This mission is accomplished through courses and programs that provide sound academic education, broad career and workforce training, continuing education, and varied community services. The college provides a wholesome, ethical, and intellectually stimulating environment in which diverse students develop their academic and vocational skills to compete in a technological society.
- **South Louisiana Community College:** Provides multi-campus public educational programs that lead to: Achievement of associate degrees of art, science, or applied science; transfer to four-year institutions; acquisition of the technical skills to participate successfully in the workplace and economy; promotion of economic development and job mastery of skills necessary for competence in industry specific to south Louisiana; completion of development or remedial cultural enrichment, lifelong learning and life skills.
- **River Parishes Community College:** River Parishes Community College (RPCC) is an open-admission, two-year, post-secondary public institution serving the river parishes. The College provides transferable courses and curricula up to and including Certificates and Associates degrees. RPCC also collaborates with the communities it serves by providing programs for personal, professional, and academic growth.
- **Louisiana Delta Community College:** Offers quality instruction and service to the residents of its northeastern twelve-parish area. This will be accomplished by the offering of course and programs that provide sound academic education, broad based vocational and career training, continuing educational and various community and outreach services. The College will provide these programs in a challenging, wholesome, ethical, and intellectually stimulating setting where students are encouraged to develop their academic, vocational, and career skills to their highest potential in order to successfully compete in this rapidly changing and increasingly technology-based society.
- **Northwest Louisiana Technical Community College:** The main mission of the Northwest Louisiana Technical Community College (NLTCC) remains workforce development. NLTCC provides affordable technical academic education needed to assist individuals in making informed and meaningful occupational choices to meet the labor demands of industry. Included is training, retraining, cross training and continuous upgrading of the state's workforce so that citizens are employable at both entry and advanced levels.
- **SOWELA Technical Community College:** Provide a lifelong learning and teaching environment designed to afford every student an equal opportunity to develop to his/her full potential. SOWELA Technical Community College is a public, comprehensive technical community college offering programs including associate degrees, diplomas, and technical certificates as well as non-credit courses. The college is committed to accessible and affordable quality education, relevant training, and re-training by providing post-secondary academic and technical education to meet the educational advancement and workforce development needs of the community.



- **L.E. Fletcher Technical Community College:** L.E. Fletcher Technical Community College is an open-admission, two-year public institution of higher education dedicated to offering quality, economical technical programs and academic courses to the citizens of south Louisiana for the purpose of preparing individuals for immediate employment, career advancement and future learning.
- **LCTCSOnline:** A statewide centralized solution for developing and delivering educational programming online via the Internet. LCTCSOnline currently provides over 50 courses and one full general education program for community college and technical college students. LCTCSOnline courses and programs are available through and students are awarded credit by an accredited LCTCS institution. LCTCSOnline develops and delivers courses and programs via a centralized portal where students can search a catalog of classes, choose classes, request enrollment and, once enrolled, attends classes. Student may order publisher content and eBooks, check their progress and see their grades in the same portal. To participate in LCTCSOnline, LCTCS colleges must be accredited either by the Southern Association of Colleges and Schools (SACS) or by the Council on Occupational Education (COE). Students who enroll in LCTCSOnline classes must first be admitted at an accredited college with the appropriate accreditation to offer the course or program. The college at which the student is admitted and will receive a credential is considered the Home College. The Home College will provide all student support services including program advising, financial aid, and library services. It is the policy of LCTCSOnline to use only eBooks where available that results in significant cost savings to the student and assures that the course materials will be available on the first day of class. The goal of LCTCSOnline is to create greater access and variety of high quality programming options while containing student costs. LCTCSOnline will provide competency-based classes in which students may enroll any day of the year.
- **Northshore Technical Community College:** Northshore Technical Community College (NTCC) is a public, technical community college offering programs including associate degrees, diplomas, and technical certificates. These offerings provide skilled employees for business and industry that contribute to the overall economic development and workforce needs of the state. NTCC is dedicated to increasing opportunities for access and success, ensuring quality and accountability, enhancing services to communities and state, providing effective articulation and credit transfer to other institutions of higher education, and contributing to the development of business, industry and the community through customized education, job training and re-training. NTCC is committed to providing quality workforce training and transfer opportunities to students seeking a competitive edge in today's global economy.
- **Central Louisiana Technical Community College:** Central Louisiana Technical Community College (CLTCC) is a two-year public technical community college offering associate degrees, certificates, and diplomas that prepare individuals for high-demand occupations and transfer opportunities. The college continuously monitors emerging trends, by maintaining proactive business advisory committees and delivering on-time industry-based certifications and high quality customized training for employers. CLTCC pursues responsive, innovative educational and business partnership strategies in an environment that promotes life-long learning, and produces a knowledgeable and skilled workforce as well as confident citizens who grow viable businesses for the future. Using innovative educational strategies, the college creates a skilled workforce and prepares individuals for advanced educational opportunities.
- **Adult Basic Education:** Louisiana's comprehensive adult education program is designed to 1) satisfy the basic literacy needs of adults; 2) improve and/or upgrade information processing skills and computational skills leading to a high school equivalency diploma or entry into postsecondary education; 3) satisfy the continuing education demands of adults in the current labor market; 4) improve the self-efficacy of adults; and 5) empower adults to achieve their goals. Through LCTCS, WorkReady U supports a diverse network of local adult education providers comprised of colleges,

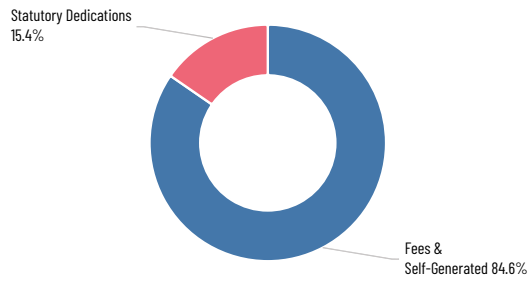
local school systems, and community-based organizations through the administration of grant funds, professional development and technical assistance, collaboration with workforce partners, and leadership development. Local adult education providers deliver courses and programs open to all adults who demonstrate a need for basic skill remediation in reading, writing, math, and English language proficiency. WorkReady U operates approximately 23 adult education programs in partnership with the community and technical colleges and other community entities across the states. These locations served over 40,000 students annually in various learning programs: high school equivalency, literacy and numeracy education, English acquisition, and civics education.

- **Workforce Training Rapid Response:** Customized programs that are designed to quickly ramp up and mobilize training to respond to the fast-paced and changing nature of today's workplace. With rapid changes brought about by innovation, new occupations, and increasing technological skills needed to enter the workforce, the Workforce Training Rapid Response Program assists employers with unique training designed in a compressed nature that leads to academic awards and/or industry-based credentials required for employment. With a required business and industry match, the Louisiana Community and Technical College System ensures that programs are of high demand/ high wage nature by implementing programs that are related to the Louisiana Workforce Commission's Tier One, Four and Five Star occupation rating.

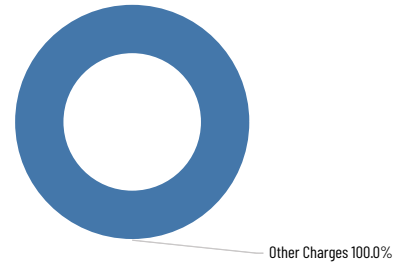
### Agency Budget Summary

Means of Finance & Positions	Existing Operating Budget (EOB) as of 12/01/22	Recommended FY 2023-2024	Recommended Over/(Under) EOB
State General Fund	\$145,992,229	\$0	(\$145,992,229)
Interagency Transfers	0	0	0
Fees & Self-generated	169,530,000	170,030,083	500,083
Statutory Dedications	61,322,227	30,934,793	(30,387,434)
Federal Funds	0	0	0
<b>Total</b>	<b>\$376,844,456</b>	<b>\$200,964,876</b>	<b>(\$175,879,580)</b>
Total Authorized Positions	0	0	0
Authorized Other Charges Positions	0	0	0

**Means of Finance :**



**Expenditures:**



**Budget Highlights**

In addition to the information mentioned under the Higher Education Summary, State General Fund (Direct) for the Louisiana Community and Technical Colleges System (LCTCS) shall be appropriated pursuant to the formula and plan adopted by the Board of Regents for allocation to each of the System institutions.

# Special Schools and Commissions

## Department Description

Schedule 19B - Special Schools and Commissions includes seven (7) budget units: Special School District; Jimmy D. Long, Sr. Louisiana School for Math, Science, and the Arts; Thrive Academy; Ecole Pointe-au-Chien; Louisiana Educational Television Authority; Board of Elementary and Secondary Education; and New Orleans Center for Creative Arts.

## Department Budget Summary

Means of Finance & Positions	Existing Operating Budget (EOB) as of 12/01/22	Recommended FY 2023-2024	Recommended Over/(Under) EOB
State General Fund	\$63,025,630	\$55,134,235	(\$7,891,395)
Interagency Transfers	18,177,063	18,494,603	317,540
Fees & Self-generated	3,064,405	3,202,805	138,400
Statutory Dedications	15,291,516	21,185,692	5,894,176
Federal Funds	0	0	0
<b>Total</b>	<b>\$99,558,614</b>	<b>\$98,017,335</b>	<b>(\$1,541,279)</b>
Total Authorized Positions	656	646	(10)
Authorized Other Charges Positions	31	31	0

## 656-Special School District

### Agency Description

The Special School District strives to provide compassionate, collaborative, and innovative educational opportunities for students with low-incidence disabilities, meeting each student's unique needs. These schools are designed to provide students who are deaf/hard of hearing and/or visually impaired with a community of support that affords them the ability to hone their skills in ASL and Braille, respectively, by providing a culturally and sensory-rich environment. The Special School District has five (5) programs:

- **Administration and Shared Services:** Provides administrative direction and support services essential for the effective delivery of direct services to the schools. This activity is primarily grouped in the administrative category to provide the following essential services: executive, personnel, accounting, purchasing, and facility planning and management. School operations include maintenance (security, custodial, general maintenance) and food service. Student services include student health services, student transportation, technology, admissions/records, and appraisal services.
- **Louisiana School for the Deaf:** Provides educational services to hearing impaired children 0-21 years of age through a comprehensive quality educational program that prepares students for post-secondary training and/or the workforce and a pleasant, safe, and caring environment in which students can live and learn.
- **Louisiana School for the Visually Impaired:** Provides educational services to blind and/or visually impaired children 3-21 years of age through a comprehensive quality educational program that



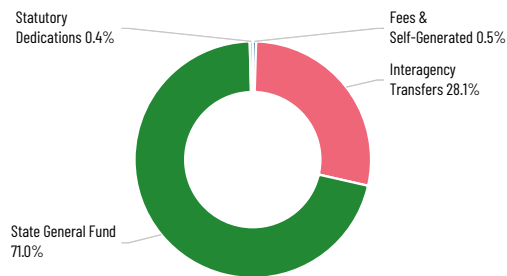
prepares students for post-secondary training and/or the workforce and a pleasant, safe, and caring environment in which students can live and learn.

- **Special Schools Programs:** Provides special education and related services to children with exceptionalities who are enrolled in state-operated programs and provides appropriate educational services to eligible children enrolled in state-operated mental health facilities.
- **Auxiliary Account:** Provides a student activity center funded with Self-generated Revenues.

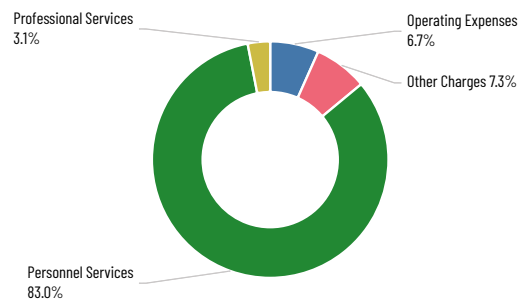
### Agency Budget Summary

Means of Finance & Positions	Existing Operating Budget (EOB) as of 12/01/22	Recommended FY 2023-2024	Recommended Over/(Under) EOB
State General Fund	\$27,339,533	\$26,316,737	(\$1,022,796)
Interagency Transfers	9,421,795	10,407,835	986,040
Fees & Self-generated	39,745	168,145	128,400
Statutory Dedications	184,124	152,921	(31,203)
Federal Funds	0	0	0
<b>Total</b>	<b>\$36,985,197</b>	<b>\$37,045,638</b>	<b>\$60,441</b>
Total Authorized Positions	366	356	(10)
Authorized Other Charges Positions	3	3	0

#### Means of Finance :



#### Expenditures:



### Budget Highlights

- As of Oct. 1, 2022, Louisiana School for the Deaf (LSD) served 89 students and Louisiana School for the Visually Impaired (LSVI) served 53 students.

## 657-Jimmy D. Long, Sr. Louisiana School for Math, Science, and the Arts

### Agency Description

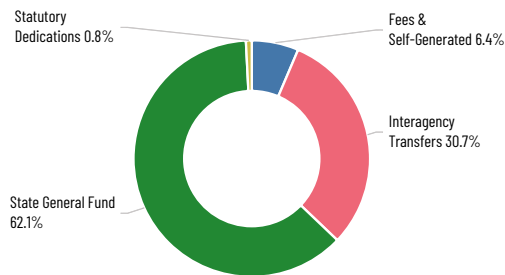
Provides students from every Louisiana parish the opportunity to benefit from an environment of academic and personal excellence through a rigorous and challenging educational experience in a safe environment.



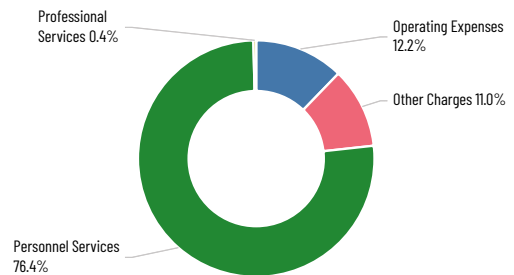
### Agency Budget Summary

Means of Finance & Positions	Existing Operating Budget (EOB) as of 12/01/22	Recommended FY 2023-2024	Recommended Over/(Under) EOB
State General Fund	\$7,245,041	\$6,302,110	(\$942,931)
Interagency Transfers	3,786,621	3,118,121	(668,500)
Fees & Self-generated	650,459	650,459	0
Statutory Dedications	80,448	81,008	560
Federal Funds	0	0	0
<b>Total</b>	<b>\$11,762,569</b>	<b>\$10,151,698</b>	<b>(\$1,610,871)</b>
Total Authorized Positions	91	91	0
Authorized Other Charges Positions	28	28	0

#### Means of Finance :



#### Expenditures:



### Budget Highlights

- Provides \$31,000 of State General Fund (Direct) for a singular, consolidated elevator contract.
- As of Oct. 1, 2022, the Jimmy D. Long, Sr. Louisiana School for Math, Science, and the Arts (LSMSA) served 292 students.

## 658-Thrive Academy

### Agency Description

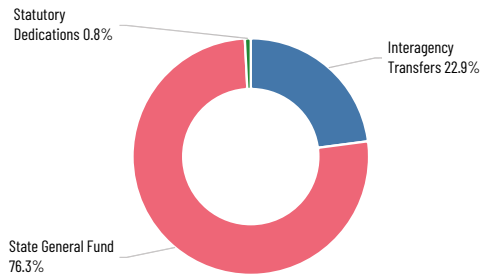
Provides an opportunity for underserved students in a residential setting to meet the physical, emotional, and educational needs of students. Also provides them with the tools to advocate for themselves and make a lasting impact on their community.



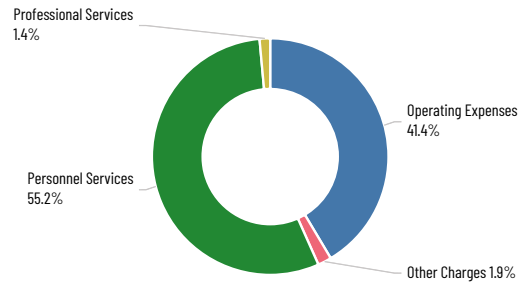
### Agency Budget Summary

Means of Finance & Positions	Existing Operating Budget (EOB) as of 12/01/22	Recommended FY 2023-2024	Recommended Over/(Under) EOB
State General Fund	\$7,558,397	\$7,421,057	(\$137,340)
Interagency Transfers	2,230,841	2,230,841	0
Fees & Self-generated	0	0	0
Statutory Dedications	78,412	78,354	(58)
Federal Funds	0	0	0
<b>Total</b>	<b>\$9,867,650</b>	<b>\$9,730,252</b>	<b>(\$137,398)</b>
Total Authorized Positions	44	44	0
Authorized Other Charges Positions	0	0	0

**Means of Finance :**



**Expenditures:**



### Budget Highlights

- Provides \$106,572 of State General Fund (Direct) for an increase in the lease for the academic and dormitory buildings on Thriveís campus.
- As of Oct. 1, 2022, Thrive Academy served 163 students.

## 659-École Pointe-au-Chien

### Agency Description

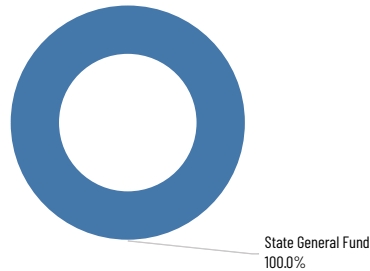
Provides an opportunity for the students of Terrebonne Parish to have an immersive French language education from pre-kindergarten to fourth grade.



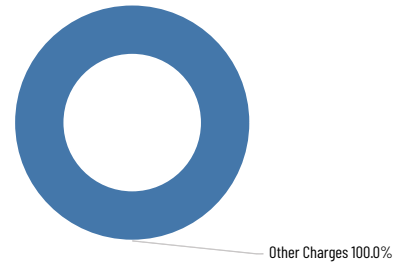
### Agency Budget Summary

Means of Finance & Positions	Existing Operating Budget (EOB) as of 12/01/22	Recommended FY 2023-2024	Recommended Over/(Under) EOB
State General Fund	\$0	\$500,000	\$0
Interagency Transfers	0	0	0
Fees & Self-generated	0	0	0
Statutory Dedications	0	0	0
Federal Funds	0	0	0
<b>Total</b>	<b>\$--</b>	<b>\$500,000</b>	<b>\$--</b>
Total Authorized Positions	0	0	0
Authorized Other Charges Positions	0	0	0

Means of Finance :



Expenditures:



### Budget Highlights

- Provides \$500,000 of State General Fund (Direct) for the operation of Ecole Pointe-au-Chien in Terrebonne Parish. The school is set to open in Fiscal Year 2023-2024 with an estimated enrolling class of 35 students with 16 staff members, including nine (9) teachers.

## 662-Louisiana Educational Television Authority

### Agency Description

Provides informative and educational programming for use in homes and classrooms. The Louisiana Educational Television Authority (LETA) strives to connect the citizens of Louisiana by creating content that showcases Louisiana's unique history, people, places, and events; supports lifelong learning; and provides critical information during emergencies. LETA strives to utilize emerging media technologies for the benefit of the citizens of Louisiana.

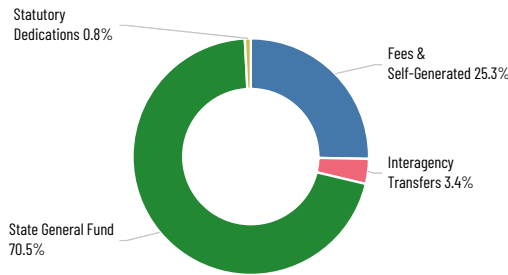




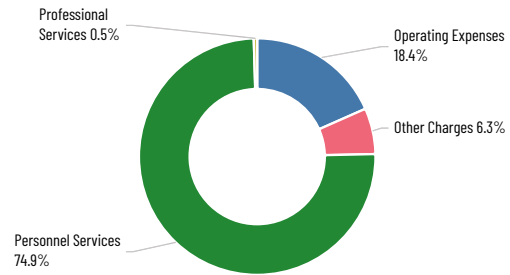
### Agency Budget Summary

Means of Finance & Positions	Existing Operating Budget (EOB) as of 12/01/22	Recommended FY 2023-2024	Recommended Over/(Under) EOB
State General Fund	\$12,607,260	\$6,527,952	(\$6,079,308)
Interagency Transfers	315,917	315,917	0
Fees & Self-generated	2,344,201	2,344,201	0
Statutory Dedications	75,000	75,000	0
Federal Funds	0	0	0
<b>Total</b>	<b>\$15,342,378</b>	<b>\$9,263,070</b>	<b>(\$6,079,308)</b>
Total Authorized Positions	65	65	0
Authorized Other Charges Positions	0	0	0

**Means of Finance :**



**Expenditures:**



### Budget Highlights

- Provides \$249,535 of State General Fund (Direct) for adjustments in statewide costs.

## 666-Board of Elementary and Secondary Education

### Agency Description

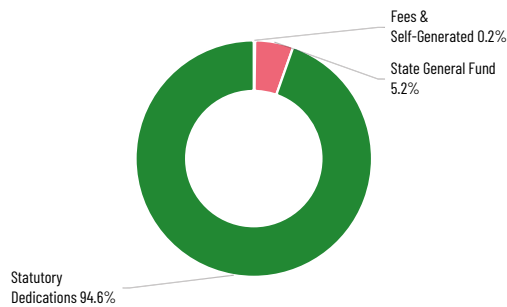
The Board of Elementary and Secondary Education (BESE) provides oversight for public elementary and secondary schools, the Board's special schools, and exercises budgetary responsibility over schools and programs under its jurisdiction. Also oversees the Louisiana Quality Education Support Fund (8g), which is a Statutory Dedication that provides an annual allocation of the proceeds for Local Educational Agencies (LEAs) and schools for eligible K-12 expenditures.



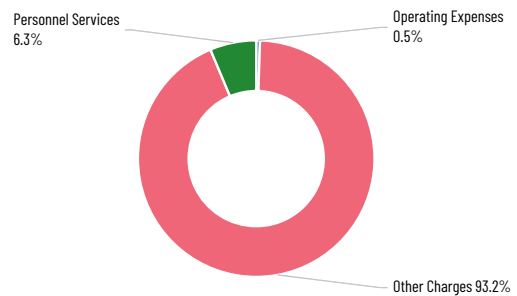
### Agency Budget Summary

Means of Finance & Positions	Existing Operating Budget (EOB) as of 12/01/22	Recommended FY 2023-2024	Recommended Over/(Under) EOB
State General Fund	\$1,247,244	\$1,144,451	(\$102,793)
Interagency Transfers	0	0	0
Fees & Self-generated	30,000	40,000	10,000
Statutory Dedications	14,794,234	20,718,780	5,924,546
Federal Funds	0	0	0
<b>Total</b>	<b>\$16,071,478</b>	<b>\$21,903,231</b>	<b>\$5,831,753</b>
Total Authorized Positions	11	11	0
Authorized Other Charges Positions	0	0	0

#### Means of Finance :



#### Expenditures:



### Budget Highlights

- Funding includes \$20.50 million in Statutory Dedications out of the Louisiana Quality Education Support Fund, which is allocated to Local Education Agencies (LEAs) and schools for eligible K-12 expenses.

## 673-New Orleans Center for the Creative Arts

### Agency Description

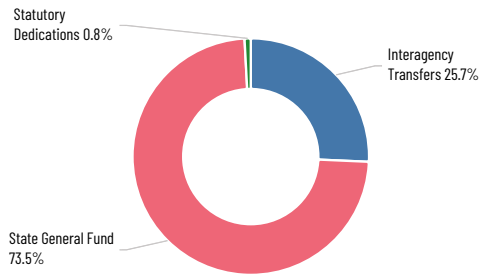
Provides an instructional program of professional arts training for high school level students.



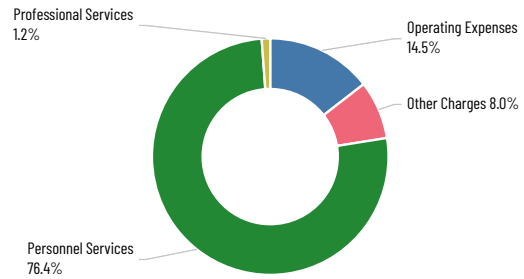
### Agency Budget Summary

Means of Finance & Positions	Existing Operating Budget (EOB) as of 12/01/22	Recommended FY 2023-2024	Recommended Over/(Under) EOB
State General Fund	\$7,028,155	\$6,921,928	(\$106,227)
Interagency Transfers	2,421,889	2,421,889	0
Fees & Self-generated	0	0	0
Statutory Dedications	79,298	79,629	331
Federal Funds	0	0	0
<b>Total</b>	<b>\$9,529,342</b>	<b>\$9,423,446</b>	<b>(\$105,896)</b>
Total Authorized Positions	79	79	0
Authorized Other Charges Positions	0	0	0

**Means of Finance :**



**Expenditures:**



### Budget Highlights

- As of Oct. 1, 2022, New Orleans Center for the Creative Arts (NOCCA) served 225 full-time students and 252 part-time students.



# Department of Education

## Department Description

Schedule 19D - Department of Education includes 5 budget units: State Activities, Subgrantee Assistance, Recovery School District, Minimum Foundation Program, and Nonpublic Educational Assistance.

## Department Budget Summary

Means of Finance & Positions	Existing Operating Budget (EOB) as of 12/01/22	Recommended FY 2023-2024	Recommended Over/(Under) EOB
State General Fund	\$3,921,749,242	\$4,195,304,063	\$273,554,821
Interagency Transfers	151,626,614	66,052,418	(85,574,196)
Fees & Self-generated	51,408,019	22,877,195	(28,530,824)
Statutory Dedications	327,500,844	334,959,401	7,458,557
Federal Funds	3,625,784,982	3,617,474,399	(8,310,583)
<b>Total</b>	<b>\$8,078,069,701</b>	<b>\$8,236,667,476</b>	<b>\$158,597,775</b>
Total Authorized Positions	487	493	6
Authorized Other Charges Positions	0	0	0

## Budget Highlights

### INCENTIVE EXPENDITURE FORECAST:

In accordance with Act 401 of the 2017 Regular Legislative Session, below is the listing of the incentive expenditure programs based on the most recent Revenue Estimating Conference. This department administers the following incentive expenditure program:

- Rebates for Donations to School Tuition Organizations (R.S. 47:6301), projected for \$14,117,000.

## 678-State Activities

### Agency Description

State Activities funds the administrative and support efforts of the Department of Education and consists of three (3) programs:

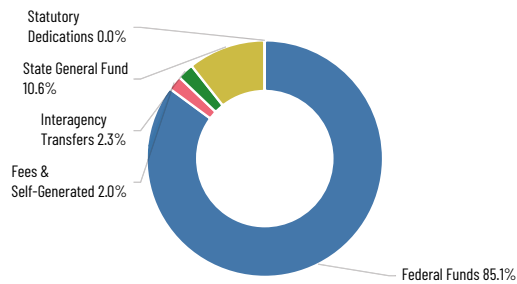
- **Administrative Support:** Performs the functions of the state relating to accounting and budget control, procurement and contract management, management and program analysis, and grants management, all in accordance with applicable law.
- **District Support:** Supports local education agencies in identifying opportunities and resources for improved instructional leadership, effective policy and practice, and comprehensive intervention in their lowest-performing schools. Serves as the office that holds primary responsibility for communications with and provides support for all local superintendents, charter school leaders, and school administrative staff throughout the state.
- **Auxiliary Account:** Consolidates the self-generated funding collected by the Curriculum Resources and Teacher Certification Divisions to financially support those functions.



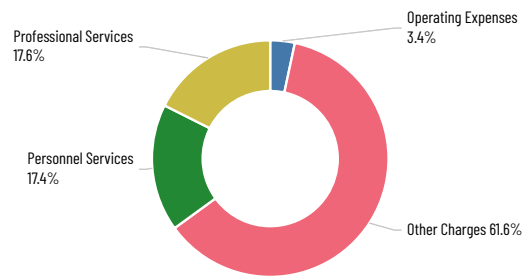
### Agency Budget Summary

Means of Finance & Positions	Existing Operating Budget (EOB) as of 12/01/22	Recommended FY 2023-2024	Recommended Over/(Under) EOB
State General Fund	\$27,862,999	\$37,377,098	\$9,514,099
Interagency Transfers	13,453,827	7,939,651	(5,514,176)
Fees & Self-generated	6,944,824	7,049,246	104,422
Statutory Dedications	263,914	62,510	(201,404)
Federal Funds	395,486,899	299,565,908	(95,920,991)
<b>Total</b>	<b>\$444,012,463</b>	<b>\$351,994,413</b>	<b>(\$92,018,050)</b>
Total Authorized Positions	487	493	6
Authorized Other Charges Positions	0	0	0

**Means of Finance :**



**Expenditures:**



### Budget Highlights

- \$559,752 in State General Fund (Direct) support and five (5) Table of Organization (T.O.) positions were added to support the increased volume and complexity of certification application reviews and renewals. The number of background checks processed by the Department of Education is expected to increase as a result of Act 745 of the 2022 Regular Legislative Session, which requires criminal record checks for applicants of educator credential or teaching authorization after June 1, 2023.
- Converted one (1) job appointment to a permanent T.O. position to maintain the critical work in the Office of Assessment Content.
- An increase of \$80,000 in State General Fund (Direct) is for increased special education classroom monitoring in the school systems.
- A decrease of \$5.50 million in excess Interagency Transfers budget authority is to align the budget with historical revenue collections.

**Pandemic Relief:**

- Coronavirus Aid, Relief, and Economic Security (CARES) Act - Federal Funds decreased by \$10 million to remove the federal funding provided through the CARES Act.
- Coronavirus Response and Relief Supplemental Appropriations Act, 2021 (CRRSA) - Federal Funds decreased by \$17.07 million to remove a portion of the funding provided through the CRRSA Act.



Federal Funds budget authority for the remaining CRRSA Act funds is \$23 million from the Elementary and Secondary School Emergency Relief (ESSER II) Fund to be allocated by the department to address emergency needs and learning loss related to COVID-19.

- The American Rescue Plan (ARP) Act of 2021 - Federal Funds decreased by \$69.77 million to remove a portion of the funding provided through the ARP Act. Federal Funds budget authority for the remaining ARP Act funds is \$163.31 million, which is aimed at mitigating the continuing effects of the COVID-19 pandemic.
- A means of finance adjustment increased State General Fund (Direct) by \$8.22 million to replace federal pandemic relief funding that was temporarily used for testing and early literacy.

## 681-Subgrantee Assistance

### Agency Description

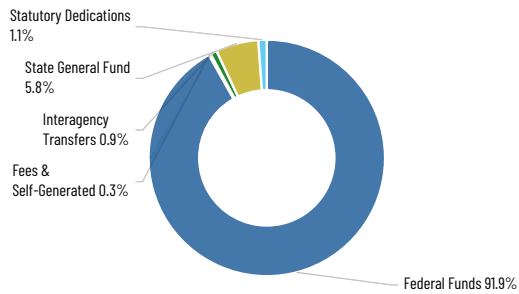
Subgrantee Assistance provides flow-through funds to school systems and other local providers for programs that enhance learning environments and the quality of teaching in local school systems, schools and communities. It consists of two (2) programs: Non Federal Support and Federal Support, both of which provide financial assistance to local education agencies and other providers that serve children, students with disabilities, and children from disadvantaged backgrounds or high-poverty areas through programs designed to improve student academic achievement.

### Agency Budget Summary

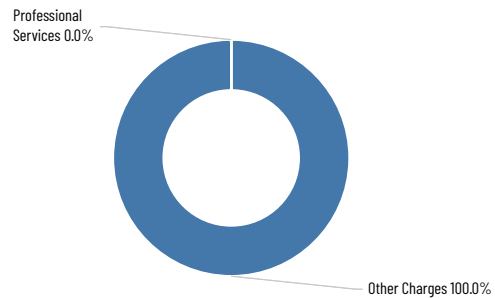
Means of Finance & Positions	Existing Operating Budget (EOB) as of 12/01/22	Recommended FY 2023-2024	Recommended Over/(Under) EOB
State General Fund	\$144,359,106	\$210,926,537	\$66,567,431
Interagency Transfers	52,543,000	32,552,000	(19,991,000)
Fees & Self-generated	9,377,789	9,377,789	0
Statutory Dedications	32,396,420	41,138,283	8,741,863
Federal Funds	3,230,048,083	3,317,908,491	87,860,408
<b>Total</b>	<b>\$3,468,724,398</b>	<b>\$3,611,903,100</b>	<b>\$143,178,702</b>
Total Authorized Positions	0	0	0
Authorized Other Charges Positions	0	0	0



**Means of Finance :**



**Expenditures:**



**Budget Highlights**

- The state's investment in the Child Care Assistance Program (CCAP) is \$87.87 million of State General Fund (Direct) focusing primarily on children birth to 3-years-old. This reflects an increase of \$51.67 million due to the expiration of federal stimulus funds. This increased state investment would enlarge the program by fifteen percent from its FY 2018-2019 pre-pandemic level (from 14,526 to 16,705 children served).
- \$95.52 million, of which \$64.89 million is State General Fund (Direct) and \$30.63 million is Interagency Transfers of Temporary Assistance for Needy Families (TANF) funds via the Department of Children and Family Services (DCFS), supports the Cecil J. Picard LA-4 Pre-K Program for at-risk 4-year olds. This reflects a means of finance adjustment increasing State General Fund (Direct) and decreasing Interagency Transfers by \$20 million due to a decline in TANF funds the department will receive.
- \$1.53 million of State General Fund (Direct) in the School Choice Program provides certain students with exceptionalities the opportunity to attend schools of their parents' choice that provide special educational services that address the needs of such students. This reflects an increase of \$220,000 to clear the waitlist.
- \$800,000 in increased State General Fund (Direct) is for school systems for annual system maintenance and storage costs associated with cameras in the special education classrooms as provided in Act 456 of the 2021 Regular Legislative Session.
- Federal Funds increased by \$423.53 million based on historical trends to provide reimbursements for eligible expenses to the Local Education Agencies (LEAs). These are flow-through dollars from federal grants.

Statutory Dedications include the following:

- \$15.94 million out of the Education Excellence Fund for pre-kindergarten through 12th grade students' instructional enhancement. This reflects an increase of \$1.27 million.
- \$25.20 million out of the Early Childhood Education Fund to make one-to-one matching funds awards to Early Childhood Community Networks for projects that will expand the number of early childhood care and education quality slots. This reflects an increase of \$21.72 million.

Pandemic Relief:

- Coronavirus Aid, Relief, and Economic Security (CARES) Act - Federal Funds decreased by \$25 million to remove the federal funding provided through the CARES Act.

- Coronavirus Response and Relief Supplemental Appropriations Act, 2021 (CRRSA) - Federal Funds decreased by \$183.82 million to remove a portion of the funding provided through the CRRSA Act. Federal Funds budget authority for the remaining CRRSA Act funds is \$25 million from the Elementary and Secondary School Emergency Relief Fund (ESSER II) for aid to LEAs to address the impact of COVID-19 on schools.
- The American Rescue Plan (ARP) Act of 2021 - Federal Funds decreased by \$126.85 million to remove a portion of the funding provided through the ARP Act. Federal Funds budget authority for the remaining ARP Act funds is \$1.58 billion, which is aimed at mitigating the continuing effects of the COVID-19 pandemic.

## 682-Recovery School District

### Agency Description

The Recovery School District (RSD) is an educational service agency administered by the Louisiana Department of Education with the approval of the Board of Elementary and Secondary Education (BESE). The RSD provides an appropriate education for children attending public elementary or secondary schools operated under the jurisdiction and direction of any city, parish, or other local public school board or any other public entity, which has been transferred to the RSD jurisdiction pursuant to R.S. 17:10.5.

The RSD provides for the multi-year Orleans Parish Reconstruction Master Plan for the renovation or building of public school facilities.

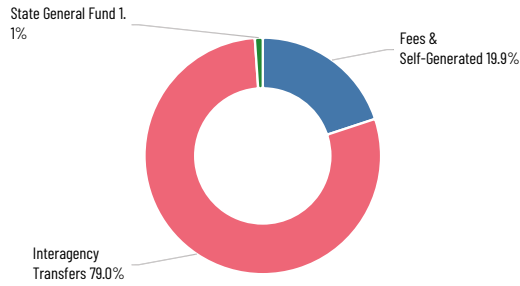
### Agency Budget Summary

Means of Finance & Positions	Existing Operating Budget (EOB) as of 12/01/22	Recommended FY 2023-2024	Recommended Over/(Under) EOB
State General Fund	\$437,474	\$349,349	(\$88,125)
Interagency Transfers	85,629,787	25,560,767	(60,069,020)
Fees & Self-generated	35,085,406	6,450,160	(28,635,246)
Statutory Dedications	0	0	0
Federal Funds	250,000	0	(250,000)
<b>Total</b>	<b>\$121,402,667</b>	<b>\$32,360,276</b>	<b>(\$89,042,391)</b>
Total Authorized Positions	0	0	0
Authorized Other Charges Positions	0	0	0

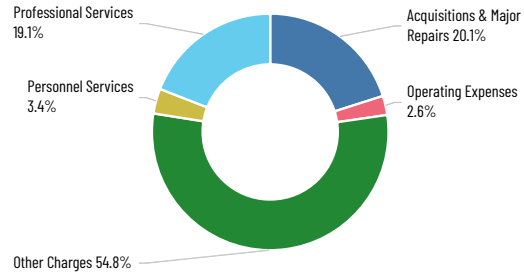




**Means of Finance :**



**Expenditures:**



**Budget Highlights**

- The Recovery School District will use eight (8) Non-T.O. Full Time Equivalent (FTE) positions to directly oversee one (1) school in Caddo Parish and five (5) schools in East Baton Rouge Parish managed by non-profits.
- Capitol High School will return to the East Baton Rouge Parish school system, as approved by the Board of Elementary and Secondary Education, no later than July 1, 2023.
- Reduction in budget authority in Interagency Transfers received from the Federal Emergency Management Agency (FEMA) through the Governor’s Office of Homeland Security & Emergency Preparedness (GOHSEP) and from the Lexington Insurance Settlement. Additionally, authority was reduced for Federal Funds in the Construction Program. The Recovery School District School Facilities Master Plan is completing the construction phase and will begin the grant closeout phase.

**695-Minimum Foundation Program**

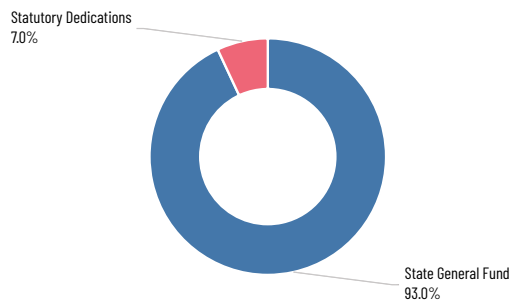
**Agency Description**

The Minimum Foundation Program (MFP) calculates the minimum cost of an education in local educational agencies and equitably allocates funds to city, parish, or other public school systems or schools, including the Recovery School District, Louisiana School for Math, Science and the Arts (LSMSA), New Orleans Center for Creative Arts (NOCCA), Thrive Academy, Special School District (SSD), Charter Schools, Office of Juvenile Justice (OJJ) schools, and Louisiana State University, Southern University, and University of Louisiana at Lafayette Lab Schools.

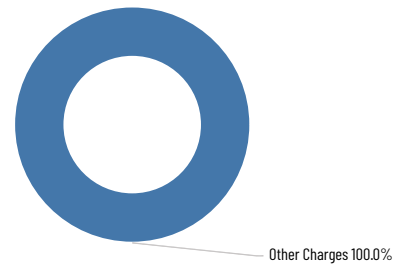
## Agency Budget Summary

Means of Finance & Positions	Existing Operating Budget (EOB) as of 12/01/22	Recommended FY 2023-2024	Recommended Over/(Under) EOB
State General Fund	\$3,728,394,884	\$3,925,956,300	\$197,561,416
Interagency Transfers	0	0	0
Fees & Self-generated	0	0	0
Statutory Dedications	294,840,510	293,758,608	(1,081,902)
Federal Funds	0	0	0
<b>Total</b>	<b>\$4,023,235,394</b>	<b>\$4,219,714,908</b>	<b>\$196,479,514</b>
Total Authorized Positions	0	0	0
Authorized Other Charges Positions	0	0	0

### Means of Finance :



### Expenditures:



## Budget Highlights

- Means of finance substitutions based on the most recent Revenue Estimating Conference (REC) forecast resulted in a net \$1.08 million increase in State General Fund (Direct) due to the following: a \$49,000 increase in Statutory Dedications out of the Lottery Proceeds Fund, and a \$1.13 million decrease in Statutory Dedications out of the Support Education in Louisiana First (SELF) Fund. Total recommended funding is \$191 million in the Lottery Proceeds Fund and \$102.76 million in the SELF Fund.
- State General Fund (Direct) increased by \$196.48 million to provide an across-the-board \$2,000 certificated teacher pay raise and the associated employer retirement contribution for K-12 classroom educators and other certificated personnel, and an across-the-board \$1,000 pay raise and the associated employer retirement contribution for noncertificated personnel.

## 697-Nonpublic Educational Assistance

### Agency Description

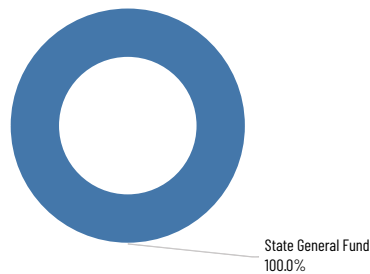
Nonpublic Educational Assistance provides for constitutionally mandated and other statutorily required aid to nonpublic schools in accordance with the funding amount allocated by the Legislature, and consists of four (4) programs:

- **Required Services** : Reimburses nonpublic schools for costs incurred by each such school during the preceding school year for providing school services, maintaining records, and completing and filing reports, and providing required education-related data.
- **School Lunch Salary Supplement**: Provides salary supplements for lunchroom employees at eligible nonpublic schools.
- **Textbook Administration**: Provides State funds for the administrative costs incurred by public school systems that order and disburse school library books, textbooks, and other materials of instruction to nonpublic school students.
- **Textbooks**: Provides State funds for the purchase of books and other materials of instruction for eligible nonpublic schools.

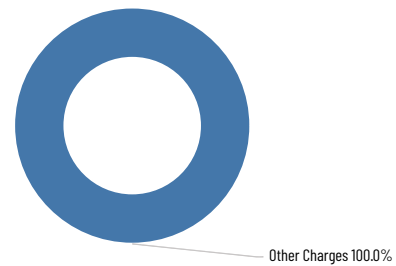
### Agency Budget Summary

Means of Finance & Positions	Existing Operating Budget (EOB) as of 12/01/22	Recommended FY 2023-2024	Recommended Over/(Under) EOB
State General Fund	\$20,694,779	\$20,694,779	\$0
Interagency Transfers	0	0	0
Fees & Self-generated	0	0	0
Statutory Dedications	0	0	0
Federal Funds	0	0	0
<b>Total</b>	<b>\$20,694,779</b>	<b>\$20,694,779</b>	<b>\$0</b>
Total Authorized Positions	0	0	0
Authorized Other Charges Positions	0	0	0

**Means of Finance :**



**Expenditures:**



### Budget Highlights

- \$2.88 million of State General Fund (Direct) in the Textbooks and Textbooks Administration Programs is for the purchase of books and instructional materials for participating nonpublic schools.
- Funding in the Required Services Program is \$10.82 million of State General Fund (Direct) for the reimbursement to qualifying nonpublic schools for costs associated with certain administrative services.

# LSU Health Care Services Division

## Department Description

Schedule 19E - LSU Health Care Services Division includes 1 budget unit: LA Health Care Services Division.

## Department Budget Summary

Means of Finance & Positions	Existing Operating Budget (EOB) as of 12/01/22	Recommended FY 2023-2024	Recommended Over/(Under) EOB
State General Fund	\$25,530,111	\$25,829,112	\$299,001
Interagency Transfers	18,463,336	18,660,587	197,251
Fees & Self-Generated	25,020,263	25,378,952	358,689
Statutory Dedications	0	0	0
Federal Funds	5,232,360	5,297,458	65,098
<b>Total</b>	<b>\$74,246,070</b>	<b>\$75,166,109</b>	<b>\$920,039</b>
Total Authorized Positions	0	0	0
Authorized Other Charges Positions	0	0	0

## 610-LA Health Care Services Division

### Agency Description

The LSU Health Care Services Division serves as the governing body for the Lallie Kemp Regional Medical Center and supports the public/private partnerships entered into for the following hospitals:

- Our Lady of the Lake in Baton Rouge (previously Earl K. Long Hospital)
- University Medical Center in New Orleans (previously Interim LSU Public Hospital)
- Leonard J. Chabert Medical Center in Houma
- University Hospitals and Clinics in Lafayette (previously University Medical Center)
- Lake Charles Memorial Hospital (previously W.O. Moss Regional Medical Center)
- Our Lady of the Angels Hospital in Bogalusa (previously Bogalusa Medical Center)

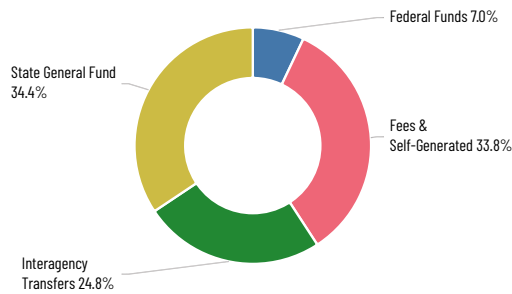
Lallie Kemp Regional Medical Center is an acute care allied health professionals teaching hospital located in Independence, LA providing inpatient and outpatient acute care hospital services, including emergency room and scheduled clinic services, direct patient care physician services, medical support (ancillary) services, and general support services. This facility is certified triennially (for a three-year period) by the Joint Commission on Accreditation of Healthcare Organizations (JCAHO).



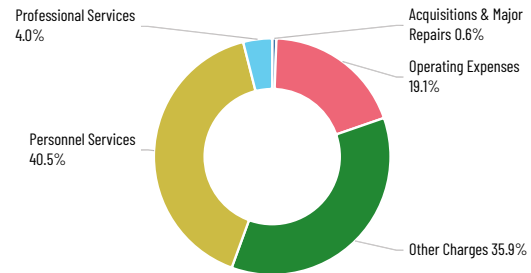
### Agency Budget Summary

Means of Finance & Positions	Existing Operating Budget (EOB) as of 12/01/22	Recommended FY 2023-2024	Recommended Over/(Under) EOB
State General Fund	\$25,530,111	\$25,829,112	\$299,001
Interagency Transfers	18,463,336	18,660,587	197,251
Fees & Self-Generated	25,020,263	25,378,952	358,689
Statutory Dedications	0	0	0
Federal Funds	5,232,360	5,297,458	65,098
<b>Total</b>	<b>\$74,246,070</b>	<b>\$75,166,109</b>	<b>\$920,039</b>
Total Authorized Positions	0	0	0
Authorized Other Charges Positions	0	0	0

#### Means of Finance :



#### Expenditures



### Budget Highlights

- \$920,039 increase for statewide adjustments.
- \$6.92 million in State General Fund (Direct) for medical services provided by the LSU Health Sciences Center and other miscellaneous expenses.
- \$15.19 million of State General Fund (Direct) is provided for legacy costs.



# Other Requirements

## Department Description

Schedule 20 - Other Requirements includes 21 budget units: Local Housing of State Adult Offenders, Local Housing of State Juvenile Offenders, Sales Tax Dedications, Parish Transportation, Interim Emergency Board, District Attorneys and Assistant District Attorneys, Corrections Debt Service, Video Draw Poker - Local Government Aid, Unclaimed Property Leverage Fund - Debt Service, Higher Education - Debt Service and Maintenance, Louisiana Economic Development - Debt Service and State Commitments, Two Percent Fire Insurance Fund, Governor's Conferences and Interstate Compacts, Prepaid Wireless 911 Service, Emergency Medical Services - Parishes and Municipalities, Agriculture and Forestry - Pass Through Funds, State Aid to Local Government Entities, Judgments, Supplemental Payments to Law Enforcement Personnel, DOA - Debt Service and Maintenance, and Funds.

## Department Budget Summary

Means of Finance & Positions	Existing Operating Budget (EOB) as of 12/01/22	Recommended FY 2023-2024	Recommended Over/(Under) EOB
State General Fund	\$775,805,466	\$581,825,271	(\$193,980,195)
Interagency Transfers	61,660,059	61,297,059	(363,000)
Fees & Self-generated	14,686,957	14,799,957	113,000
Statutory Dedications	443,166,271	283,355,900	(159,810,371)
Federal Funds	23,179,077	16,284,670	(6,894,407)
<b>Total</b>	<b>\$1,318,497,830</b>	<b>\$957,562,857</b>	<b>(\$360,934,973)</b>
Total Authorized Positions	0	0	0
Authorized Other Charges Positions	0	0	0

## 451-Local Housing of State Adult Offenders

### Agency Description

Provides a safe and secure environment for adult offenders who have been committed to state custody and are awaiting transfer to the Department of Public Safety and Corrections (DPS&C) - Corrections Services (CS). Due to space limitations in state correctional institutions, the DPS&C-CS continues its partnership with the Louisiana Sheriffs' Association and other local governing authorities by utilizing parish and local jails for housing offenders.

Provides housing, recreation, and other treatment activities for transitional work program participants housed through contracts with private providers and cooperative endeavor agreements with local sheriffs.

Provides reentry services for state offenders housed in local correctional facilities through contracts with local sheriffs and private providers.

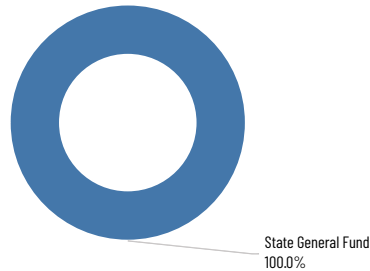
Provides funding to incentivize the expansion of recidivism reduction programming and treatment services by investing in reentry services, community supervision, education and vocational programming, transitional work programs, and contracting with parish jails and local facilities.



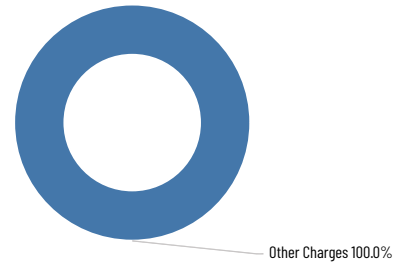
### Agency Budget Summary

Means of Finance & Positions	Existing Operating Budget (EOB) as of 12/01/22	Recommended FY 2023-2024	Recommended Over/(Under) EOB
State General Fund	\$179,016,136	\$179,016,136	\$0
Interagency Transfers	0	0	0
Fees & Self-generated	0	0	0
Statutory Dedications	0	0	0
Federal Funds	0	0	0
<b>Total</b>	<b>\$179,016,136</b>	<b>\$179,016,136</b>	<b>\$0</b>
Total Authorized Positions	0	0	0
Authorized Other Charges Positions	0	0	0

**Means of Finance :**



**Expenditures:**



### Budget Highlights

- \$133.01 million in State General Fund (Direct) provides for the housing of 12,678 state adult offenders at local facilities. Sheriffs receive a per diem of \$26.39 per state offender housed at the local level.
- \$12.88 million in State General Fund (Direct) supports the Transitional Work Programs. Transitional Work Program per diem rates are \$12.25 for contract providers and \$16.39 for non-contract providers. These programs allow offenders an opportunity to obtain real-world work experience, which assists them in successfully reintegrating into society.
- \$6.65 million in State General Fund (Direct) provides for the Local Reentry Services Program, which supplies pre-release education and transition services for adult male and female offenders who are in state custody and housed in local correctional facilities.
- \$26.48 million in State General Fund (Direct) is designated for the Criminal Justice Reinvestment Initiative program, which incentivizes the expansion of recidivism reduction programming and treatment services by investing in reentry services, community supervision, education and vocational programming, transitional work programs, and contracts with parish jails and other local facilities.



## 452-Local Housing of State Juvenile Offenders

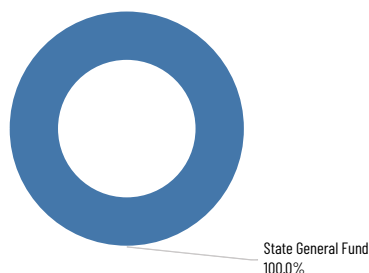
### Agency Description

Provides parish and local jail space for housing juvenile offenders in state custody who are awaiting transfer to Corrections Services.

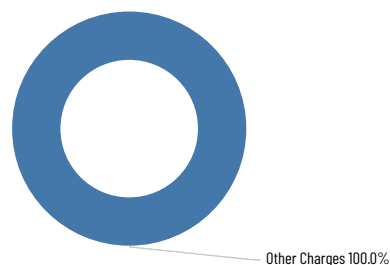
### Agency Budget Summary

Means of Finance & Positions	Existing Operating Budget (EOB) as of 12/01/22	Recommended FY 2023-2024	Recommended Over/(Under) EOB
State General Fund	\$2,016,144	\$2,015,575	(\$569)
Interagency Transfers	0	0	0
Fees & Self-generated	0	0	0
Statutory Dedications	0	0	0
Federal Funds	0	0	0
<b>Total</b>	<b>\$2,016,144</b>	<b>\$2,015,575</b>	<b>(\$569)</b>
Total Authorized Positions	0	0	0
Authorized Other Charges Positions	0	0	0

#### Means of Finance :



#### Expenditures:



### Budget Highlights

- Services are provided to approximately 1,800 youth per year. The cost per day associated with youth pending secure care placement is \$122.21; for a youth pending non-secure placement, the cost per day is \$26.39.

## 901-Sales Tax Dedications

### Agency Description

A percentage of hotel/motel taxes collected in various parishes or cities is used for economic development, tourism and economic development, construction, capital improvements and maintenance, and other local endeavors.

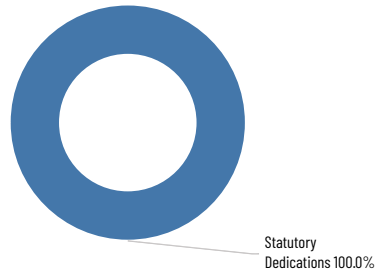




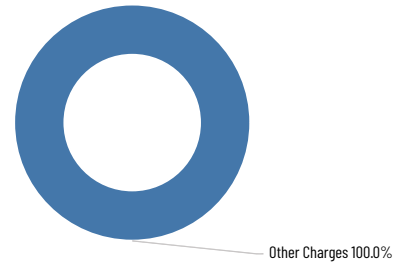
### Agency Budget Summary

Means of Finance & Positions	Existing Operating Budget (EOB) as of 12/01/22	Recommended FY 2023-2024	Recommended Over/(Under) EOB
State General Fund	\$0	\$0	\$0
Interagency Transfers	0	0	0
Fees & Self-generated	0	0	0
Statutory Dedications	61,292,925	53,530,345	(7,762,580)
Federal Funds	0	0	0
<b>Total</b>	<b>\$61,292,925</b>	<b>\$53,530,345</b>	<b>(\$7,762,580)</b>
Total Authorized Positions	0	0	0
Authorized Other Charges Positions	0	0	0

**Means of Finance :**



**Expenditures:**



### Budget Highlights

- The FY 2023-2024 funding level for Sales Tax Dedications to local entities reflects the most recent official forecast of the Revenue Estimating Conference (REC).

## 903-Parish Transportation

### Agency Description

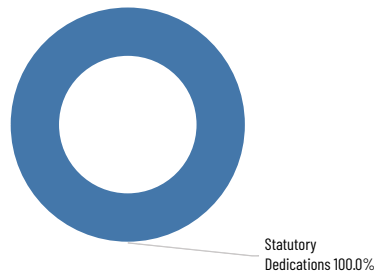
Provides funding to all parishes for roads systems maintenance. Funds distributed on population-based formula as well as on mileage-based formula.



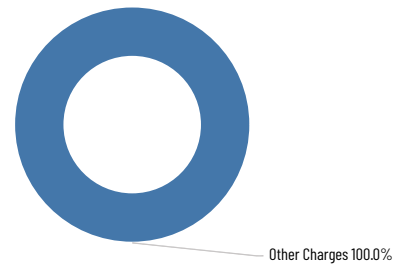
### Agency Budget Summary

Means of Finance & Positions	Existing Operating Budget (EOB) as of 12/01/22	Recommended FY 2023-2024	Recommended Over/(Under) EOB
State General Fund	\$0	\$0	\$0
Interagency Transfers	0	0	0
Fees & Self-generated	0	0	0
Statutory Dedications	46,400,000	46,400,000	0
Federal Funds	0	0	0
<b>Total</b>	<b>\$46,400,000</b>	<b>\$46,400,000</b>	<b>\$0</b>
Total Authorized Positions	0	0	0
Authorized Other Charges Positions	0	0	0

Means of Finance :



Expenditures:



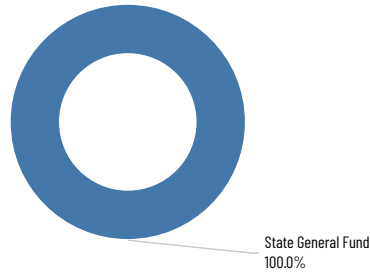
### 905-Interim Emergency Board

### Agency Budget Summary

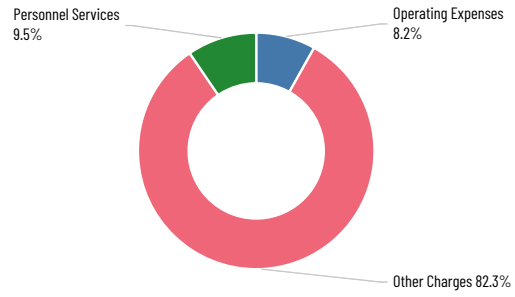
Means of Finance & Positions	Existing Operating Budget (EOB) as of 12/01/22	Recommended FY 2023-2024	Recommended Over/(Under) EOB
State General Fund	\$36,808	\$36,808	\$0
Interagency Transfers	0	0	0
Fees & Self-generated	0	0	0
Statutory Dedications	0	0	0
Federal Funds	0	0	0
<b>Total</b>	<b>\$36,808</b>	<b>\$36,808</b>	<b>\$0</b>
Total Authorized Positions	0	0	0
Authorized Other Charges Positions	0	0	0



**Means of Finance :**



**Expenditures:**



**906-District Attorneys and Assistant District Attorney**

**Agency Description**

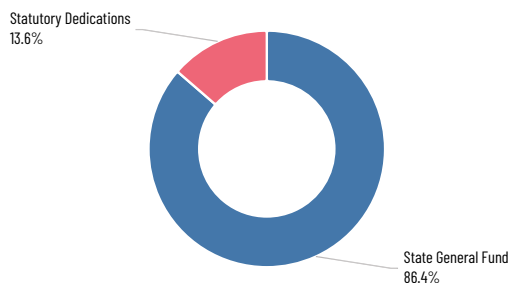
Provides state funding for 42 District Attorneys, 624 Assistant District Attorneys, and 65 victims assistance coordinators statewide. State statute provides an annual salary of \$55,000 per district attorney, \$50,000 per assistant district attorney and \$30,000 per victims assistance coordinator.

**Agency Budget Summary**

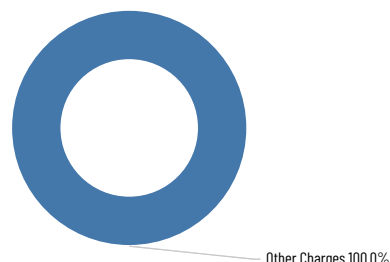
Means of Finance & Positions	Existing Operating Budget (EOB) as of 12/01/22	Recommended FY 2023-2024	Recommended Over/(Under) EOB
State General Fund	\$35,824,454	\$34,495,308	(\$1,329,146)
Interagency Transfers	0	0	0
Fees & Self-generated	0	0	0
Statutory Dedications	5,450,000	5,450,000	0
Federal Funds	0	0	0
<b>Total</b>	<b>\$41,274,454</b>	<b>\$39,945,308</b>	<b>(\$1,329,146)</b>
Total Authorized Positions	0	0	0
Authorized Other Charges Positions	0	0	0



**Means of Finance :**



**Expenditures:**



**Budget Highlights**

- A funding increase of \$1,637,111 in accordance with Act 315 of the 2019 Regular Legislative Session. The annual salary of district attorneys increased from \$50,000 to \$52,500, and the annual salary of assistant district attorneys increased from \$45,000 to \$47,500, an increase of \$2,500 for every district attorney and assistant district attorney.
- An Additional 45 Assistant District Attorneys and funding have been added in accordance with Act 641 of the 2022 Regular Legislative Session.

**923-Corrections Debt Service**

**Agency Description**

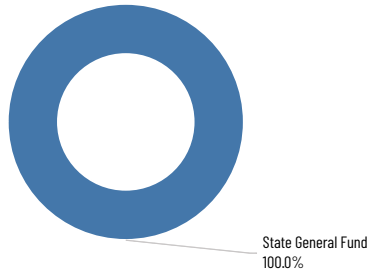
Provides principal and interest payments for the Louisiana Correctional Facilities Corporation Lease Revenue Bonds which were sold for the construction, purchase, or improvement of correctional facilities.

**Agency Budget Summary**

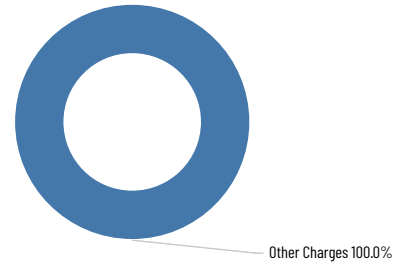
Means of Finance & Positions	Existing Operating Budget (EOB) as of 12/01/22	Recommended FY 2023-2024	Recommended Over/(Under) EOB
State General Fund	\$4,305,815	\$4,347,567	\$41,752
Interagency Transfers	0	0	0
Fees & Self-generated	0	0	0
Statutory Dedications	0	0	0
Federal Funds	0	0	0
<b>Total</b>	<b>\$4,305,815</b>	<b>\$4,347,567</b>	<b>\$41,752</b>
Total Authorized Positions	0	0	0
Authorized Other Charges Positions	0	0	0



**Means of Finance :**



**Expenditures:**



**Budget Highlights**

- Corrections Debt Service provides for the scheduled annual payments for bonds used to improve correctional facilities through an Energy Services Contract (ESCO), as well as bonds to build the new Office of Juvenile Justice housing facility.
- Bonds for the department's ESCO project were issued in 2011, with an initial balance of \$40.20 million. The outstanding balance is \$14.28 million; the final scheduled payment will occur in FY 2027-2028.
- Bonds for the Office of Juvenile Justice housing facility were issued in 2021, with an initial balance of \$31.68 million. The outstanding balance is \$28.52 million; the final scheduled payment will occur in FY 2040-2041.

**924-Video Draw Poker - Local Government Aid**

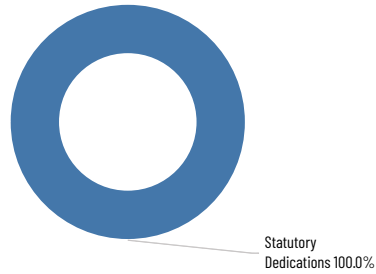
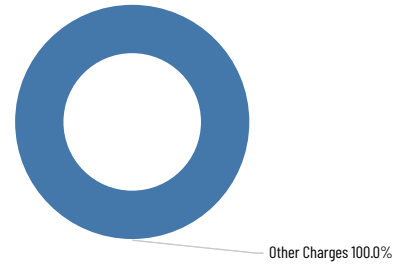
**Agency Description**

Provides for the distribution of approximately 25% of funds in the Video Draw Poker Device Fund (less District Attorneys and Asst. District Attorneys dedications of \$5,400,000) to local parishes or municipalities which devices are operated based on a portion of fees/fines/penalties contributed to the total. Funds are used for enforcement of statute and public safety.

**Agency Budget Summary**

Means of Finance & Positions	Existing Operating Budget (EOB) as of 12/01/22	Recommended FY 2023-2024	Recommended Over/(Under) EOB
State General Fund	\$0	\$0	\$0
Interagency Transfers	0	0	0
Fees & Self-generated	0	0	0
Statutory Dedications	50,738,843	54,296,698	3,557,855
Federal Funds	0	0	0
<b>Total</b>	<b>\$50,738,843</b>	<b>\$54,296,698</b>	<b>\$3,557,855</b>
Total Authorized Positions	0	0	0
Authorized Other Charges Positions	0	0	0



**Means of Finance :****Expenditures:****Budget Highlights**

- The FY 2023-2024 funding level for Video Draw Poker - Local Government Aid reflects the most recent official forecast of the Revenue Estimating Conference (REC).

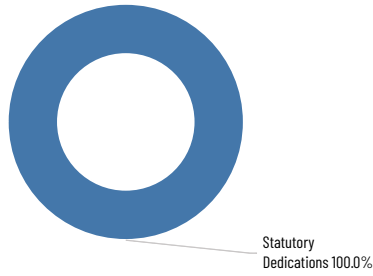
**925-Unclaimed Property Leverage Fund - Debt Service****Agency Description**

Provides for the payment of debt service and all related costs and expenses associated therewith on unclaimed property bonds issued by the commission. Monies from the I-49 North Account and the I-49 South Account shall be used exclusively to match federal funds to be used by the Department of Transportation and Development for the costs for and associated with the construction of Interstate 49.

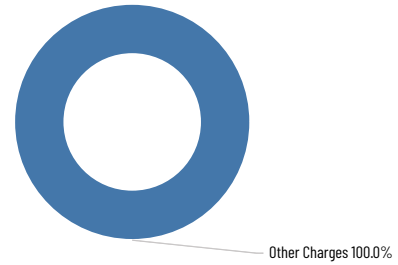
**Agency Budget Summary**

Means of Finance & Positions	Existing Operating Budget (EOB) as of 12/01/22	Recommended FY 2023-2024	Recommended Over/(Under) EOB
State General Fund	\$0	\$0	\$0
Interagency Transfers	0	0	0
Fees & Self-generated	0	0	0
Statutory Dedications	15,000,000	15,000,000	0
Federal Funds	0	0	0
<b>Total</b>	<b>\$15,000,000</b>	<b>\$15,000,000</b>	<b>\$0</b>
Total Authorized Positions	0	0	0
Authorized Other Charges Positions	0	0	0

**Means of Finance :**



**Expenditures:**



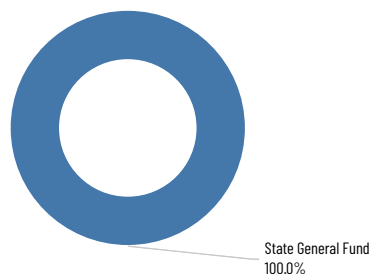
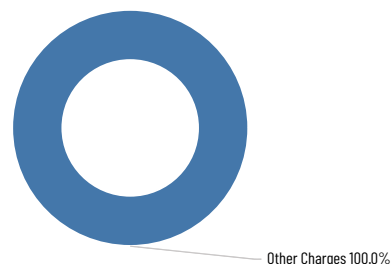
**930-Higher Education - Debt Service and Maintenance**

**Agency Description**

Higher Education Debt Service and Maintenance provides for required payments of indebtedness, equipment leases, and maintenance reserves for Louisiana public postsecondary education institutions.

**Agency Budget Summary**

Means of Finance & Positions	Existing Operating Budget (EOB) as of 12/01/22	Recommended FY 2023-2024	Recommended Over/(Under) EOB
State General Fund	\$43,914,029	\$43,911,124	(\$2,905)
Interagency Transfers	0	0	0
Fees & Self-generated	0	0	0
Statutory Dedications	0	0	0
Federal Funds	0	0	0
<b>Total</b>	<b>\$43,914,029</b>	<b>\$43,911,124</b>	<b>(\$2,905)</b>
Total Authorized Positions	0	0	0
Authorized Other Charges Positions	0	0	0

**Means of Finance :****Expenditures:****Budget Highlights**

- \$15.62 million in funds for the Louisiana Community and Technical Colleges System for debt service and maintenance reserve payments for various capital outlay projects as specified in Act 360 of the 2013 Regular Legislative Session.
- \$14.31 million in funds for the Louisiana Community and Technical Colleges System for debt service and maintenance reserve payments for various capital outlay projects as specified in Act 391 of the 2007 Regular Legislative Session.
- \$10.88 million for payment of debt service, equipment leases, and maintenance reserves at Baton Rouge Community College, Bossier Parish Community College, and South Louisiana Community College.
- \$3.1 million for debt service and maintenance reserve payments at Louisiana Delta Community College.

**931-Louisiana Economic Development -Debt Service and State Commitments****Agency Description**

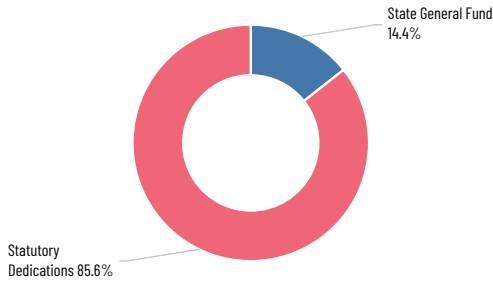
Louisiana Economic Development Debt Service and State Commitments provides for the scheduled annual payments due for bonds and state project commitments.

**Agency Budget Summary**

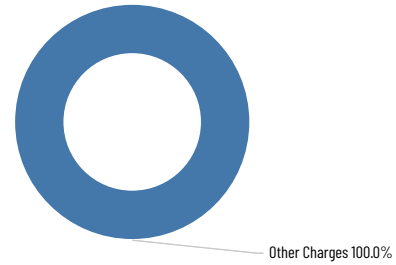
Means of Finance & Positions	Existing Operating Budget (EOB) as of 12/01/22	Recommended FY 2023-2024	Recommended Over/(Under) EOB
State General Fund	\$25,778,063	\$9,224,330	(\$16,553,733)
Interagency Transfers	0	0	0
Fees & Self-generated	250,000	0	(250,000)
Statutory Dedications	58,019,945	54,921,545	(3,098,400)
Federal Funds	6,839,476	0	(6,839,476)
<b>Total</b>	<b>\$90,887,484</b>	<b>\$64,145,875</b>	<b>(\$26,741,609)</b>
Total Authorized Positions	0	0	0
Authorized Other Charges Positions	0	0	0



**Means of Finance :**



**Expenditures:**



**Budget Highlights**

- \$64.15 million for project commitments, providing \$9.22 million in State General Fund (Direct) and \$54.92 million in Statutory Dedications out of the Louisiana Economic Development Fund (\$17.32 million), the Rapid Response Fund (\$36.13 million), and the Louisiana Mega-project Development Fund (\$1.47 million).
- The reduction from the previous year is due to non-recurring \$54.81 million of carryforwards, including \$17.03 million in State General Fund (Direct), \$250,000 in Fees and Self-generated Revenue, \$30.69 million in Statutory Dedications out of the Rapid Response Fund (\$14.46 million), the Louisiana Mega-project Development Fund (\$582,898), and the Louisiana Economic Development Fund (\$15.65 million), and \$6.84 million in Federal Funds.

**932-Two Percent Fire Insurance Fund**

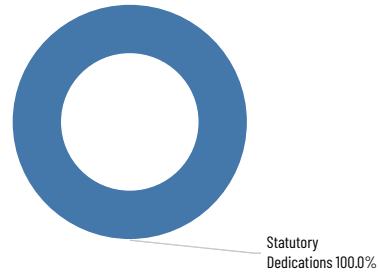
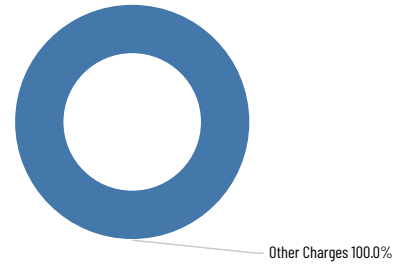
**Agency Description**

Provides funding to local governments to aid in fire protection. A 2% fee is assessed on fire insurance premiums and remitted to local entities on a per capita basis.

**Agency Budget Summary**

Means of Finance & Positions	Existing Operating Budget (EOB) as of 12/01/22	Recommended FY 2023-2024	Recommended Over/(Under) EOB
State General Fund	\$0	\$0	\$0
Interagency Transfers	0	0	0
Fees & Self-generated	0	0	0
Statutory Dedications	21,540,000	29,040,000	7,500,000
Federal Funds	0	0	0
<b>Total</b>	<b>\$21,540,000</b>	<b>\$29,040,000</b>	<b>\$7,500,000</b>
Total Authorized Positions	0	0	0
Authorized Other Charges Positions	0	0	0



**Means of Finance :****Expenditures:****Budget Highlights**

- The FY 2023-2024 funding level for the Two Percent Fire Insurance Fund reflects the most recent official forecast of the Revenue Estimating Conference (REC).

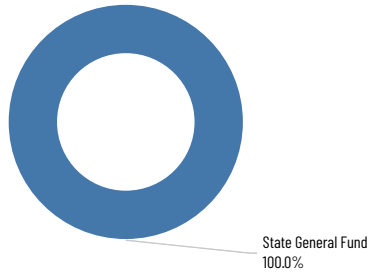
**933-Governor's Conferences and Interstate Compacts****Agency Description**

The Governor's Conferences and Interstate Compacts pays annual membership dues with national organizations of which the state is a participating member. The state through this program pays dues to the following associations: National Association of State Budget Officers, National Governors' Association, Education Commission of the States, Delta Regional Authority, and the International Organisation De La Francophonie.

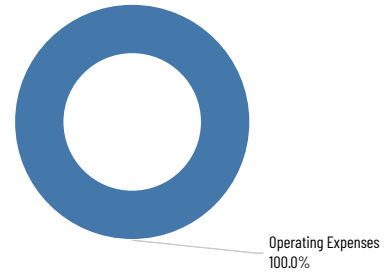
**Agency Budget Summary**

Means of Finance & Positions	Existing Operating Budget (EOB) as of 12/01/22	Recommended FY 2023-2024	Recommended Over/(Under) EOB
State General Fund	\$473,028	\$594,063	\$121,035
Interagency Transfers	0	0	0
Fees & Self-generated	0	0	0
Statutory Dedications	0	0	0
Federal Funds	0	0	0
<b>Total</b>	<b>\$473,028</b>	<b>\$594,063</b>	<b>\$121,035</b>
Total Authorized Positions	0	0	0
Authorized Other Charges Positions	0	0	0

**Means of Finance :**



**Expenditures:**



**Budget Highlights**

- An increase of \$121,035 in State General Fund (Direct) for the increased costs associated with the Delta Regional Authority (DRA).

**939-Prepaid Wireless 911 Service**

**Agency Description**

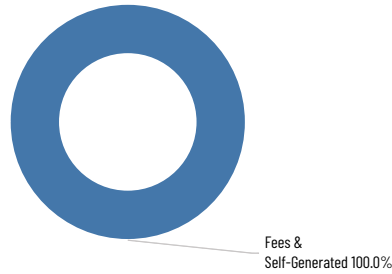
Provides for the remittance of fees imposed upon the consumer who purchases a prepaid wireless telecommunication service to local 911 communication districts.

**Agency Budget Summary**

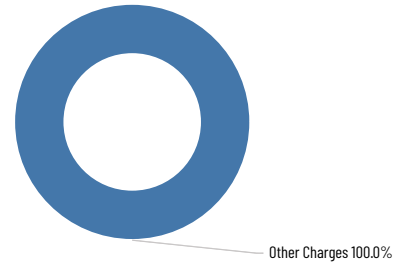
Means of Finance & Positions	Existing Operating Budget (EOB) as of 12/01/22	Recommended FY 2023-2024	Recommended Over/(Under) EOB
State General Fund	\$0	\$0	\$0
Interagency Transfers	0	0	0
Fees & Self-generated	14,000,000	14,000,000	0
Statutory Dedications	0	0	0
Federal Funds	0	0	0
<b>Total</b>	<b>\$14,000,000</b>	<b>\$14,000,000</b>	<b>\$0</b>
Total Authorized Positions	0	0	0
Authorized Other Charges Positions	0	0	0



**Means of Finance :**



**Expenditures:**



**Budget Highlights**

- Prepaid wireless telecommunication 911 service charges are intended to maintain effective and efficient 911 systems across the state through the distribution of funds to communication districts.

**940-Emergency Medical Services-Parishes and Municipalities**

**Agency Description**

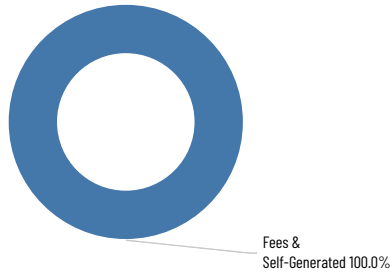
Provides funding for emergency medical services and public safety needs to parishes and municipalities; \$4.50 of the driver’s license reinstatement fee is distributed to parish or municipality of origin.

**Agency Budget Summary**

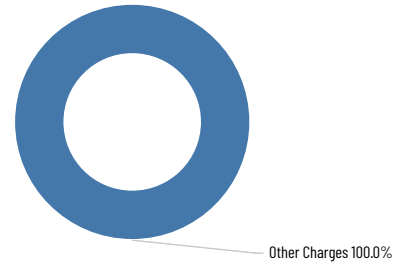
Means of Finance & Positions	Existing Operating Budget (EOB) as of 12/01/22	Recommended FY 2023-2024	Recommended Over/(Under) EOB
State General Fund	\$0	\$0	\$0
Interagency Transfers	0	0	0
Fees & Self-generated	150,000	150,000	0
Statutory Dedications	0	0	0
Federal Funds	0	0	0
<b>Total</b>	<b>\$150,000</b>	<b>\$150,000</b>	<b>\$0</b>
Total Authorized Positions	0	0	0
Authorized Other Charges Positions	0	0	0



**Means of Finance :**



**Expenditures:**



**941-Agriculture and Forestry - Pass Through Funds**

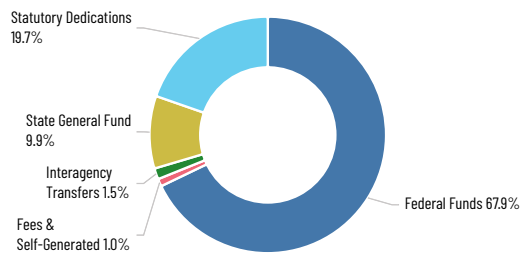
**Agency Description**

Pass through funds for the 44 Soil and Water Conservation Districts in Louisiana, The Emergency Food Assistance Program, Specialty Crop Block Grant, Volunteer Fire Assistance, Urban and Community Forestry, State Fire Assistance Mitigation, Forest Health Monitoring, Forest Stewardship Program, Legacy Program, Louisiana Horse Racing Industry Promotion, Forest Productivity Program, Agricultural Commodity Commission Self-Insurance Fund, and the Grain and Cotton Indemnity Fund.

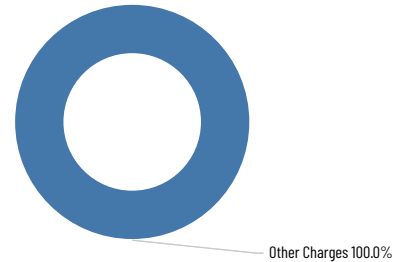
**Agency Budget Summary**

Means of Finance & Positions	Existing Operating Budget (EOB) as of 12/01/22	Recommended FY 2023-2024	Recommended Over/(Under) EOB
State General Fund	\$2,705,626	\$2,379,826	(\$325,800)
Interagency Transfers	361,690	361,690	0
Fees & Self-generated	248,532	248,532	0
Statutory Dedications	4,719,523	4,719,523	0
Federal Funds	16,339,601	16,284,670	(54,931)
<b>Total</b>	<b>\$24,374,972</b>	<b>\$23,994,241</b>	<b>(\$380,731)</b>
Total Authorized Positions	0	0	0
Authorized Other Charges Positions	0	0	0

**Means of Finance :**



**Expenditures:**



**Budget Highlights**

The FY 2023-2024 budget provides \$24 million in pass through funds for the Department of Agriculture and Forestry, including the following: The Emergency Food Assistance Program (TEAP), U.S. Department of Agriculture (USDA) Local Food Purchase Assistance Cooperative Agreement Program (LFPA), Specialty Crop Block Grant Program, Forestry Productivity Program, Vegetative Planning Program, Federal Forestry Grants, Federal EPA Non-Point 319 Grant, Agricultural Commodity Commission Self-Insurance Fund, Grain and Cotton Indemnity Fund, and Soil and Water Conservation Districts.

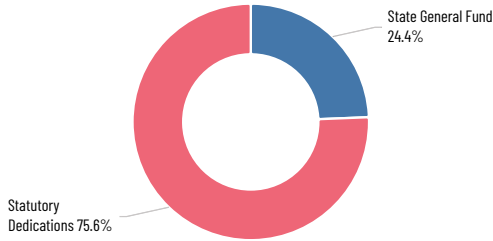
**945-State Aid to Local Government Entities**

**Agency Budget Summary**

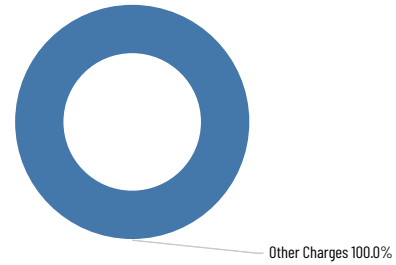
Means of Finance & Positions	Existing Operating Budget (EOB) as of 12/01/22	Recommended FY 2023-2024	Recommended Over/(Under) EOB
State General Fund	\$125,984,345	\$6,440,853	(\$119,543,492)
Interagency Transfers	0	0	0
Fees & Self-generated	0	0	0
Statutory Dedications	85,005,035	19,997,789	(65,007,246)
Federal Funds	0	0	0
<b>Total</b>	<b>\$210,989,380</b>	<b>\$26,438,642</b>	<b>(\$184,550,738)</b>
Total Authorized Positions	0	0	0
Authorized Other Charges Positions	0	0	0



**Means of Finance :**



**Expenditures:**



**Budget Highlights**

- Includes \$3.72 million in State General Fund (Direct) for the Louisiana Bar Foundation for Child in Need of Care (CINC) cases and civil legal aid.
- Non-recurs \$119.6 million in State General Fund (Direct) for one-time special projects.
- Non-recurs \$33 million in one-time expenses from Statutory Dedications out of the Hurricane Ida Recovery Fund.
- Non-recurs \$8 million in one-time expenses from Statutory Dedications out of the Louisiana Main Street Recovery Rescue Plan Fund that are associated with the Louisiana Loggers Relief Program.
- Non-recurs \$21.1 out of various Statutory Dedications associated with carryforwards.
- The FY 2023-2024 funding level for Miscellaneous State Aid to Local Entities reflects the most recent official forecast of the Revenue Estimating Conference (REC).

**950-Judgments**

**Agency Description**

Special Acts/ Judgments provides funding for appropriation by the Legislature for judgements and special acts.

**Agency Budget Summary**

Means of Finance & Positions	Existing Operating Budget (EOB) as of 12/01/22	Recommended FY 2023-2024	Recommended Over/(Under) EOB
State General Fund	\$6,622,606	\$0	(\$6,622,606)
Interagency Transfers	0	0	0
Fees & Self-generated	0	0	0
Statutory Dedications	95,000,000	0	(95,000,000)
Federal Funds	0	0	0
<b>Total</b>	<b>\$101,622,606</b>	<b>\$0</b>	<b>(\$101,622,606)</b>
Total Authorized Positions	0	0	0
Authorized Other Charges Positions	0	0	0



## 966-Supplemental Payments to Law Enforcement Personnel

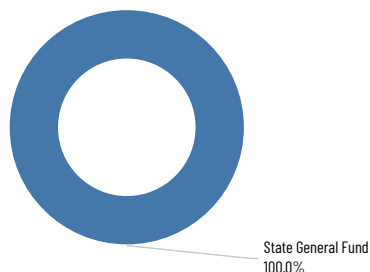
### Agency Description

Provides additional compensation for each eligible law enforcement personnel - municipal police, fire-fighter, and deputy sheriff - at the rate of \$500 per month. Provides additional compensation for each eligible municipal constable and justice of the peace at the rate of \$100 per month.

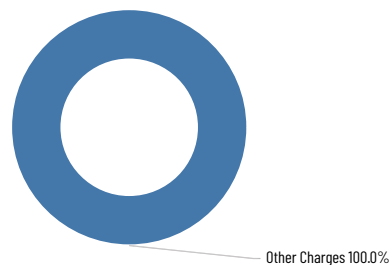
### Agency Budget Summary

Means of Finance & Positions	Existing Operating Budget (EOB) as of 12/01/22	Recommended FY 2023-2024	Recommended Over/(Under) EOB
State General Fund	\$149,280,008	\$147,866,768	(\$1,413,240)
Interagency Transfers	0	0	0
Fees & Self-generated	0	0	0
Statutory Dedications	0	0	0
Federal Funds	0	0	0
<b>Total</b>	<b>\$149,280,008</b>	<b>\$147,866,768</b>	<b>(\$1,413,240)</b>
Total Authorized Positions	0	0	0
Authorized Other Charges Positions	0	0	0

#### Means of Finance :



#### Expenditures:



### Budget Highlights

- \$124 million in State General Fund (Direct) is provided for Supplemental Pay to Law Enforcement Personnel in accordance with Act 664 of the 2008 Regular Legislative Session, which increased supplemental pay from \$425 to \$500 per eligible participant each month effective July 1, 2009.
- An increase of \$210,000 in supplemental payments for fire protection officers of the Plaquemines Port Harbor and Terminal District in accordance with Act 315 of the 2019 Regular Legislative Session.
- \$23 million in State General Fund (Direct) is provided for a \$100 a month increase to Municipal Police, Firefighters and Deputy Sheriffs who are each eligible recipients pursuant to R.S. 40:1666.1, 40:1667.7 and 40:1667.9. and provides a \$20 a month increase to Constables/Justices of the Peace who are each eligible recipients pursuant to R.S. 13:2591.





## 977-DOA- Debt Service And Maintenance

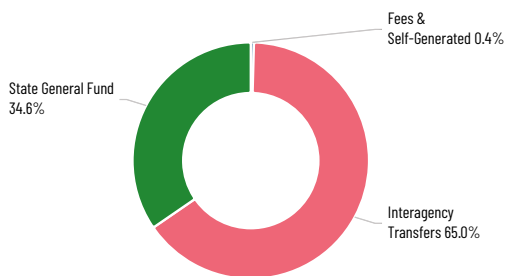
### Agency Description

DOA Debt Service and Maintenance provides payments for indebtedness and maintenance on state buildings maintained by the Office Facilities Corporation as well as the funds necessary to pay the debt service requirements resulting from the issuance of Louisiana Public Facilities Authority revenue bonds. This agency also provides Cooperative Endeavor Agreements (CEAs) between the State of Louisiana / Division of Administration, the city of New Orleans, the Sewerage and Water Board of New Orleans, and the Louisiana Public Facilities Authority. In accordance with the terms of the CEA, the State, through the Commissioner of Administration shall include in the Executive Budget a request for the appropriation of funds necessary to pay the debt service requirements resulting from the issuance of Louisiana Public Facilities Authority revenue bonds. These bonds were issued for the purpose of repairing the public infrastructure damaged by the hurricanes. This budget unit is also responsible for debt service payments to the Federal City in Algiers, Louisiana.

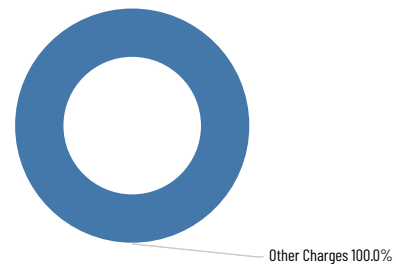
### Agency Budget Summary

Means of Finance & Positions	Existing Operating Budget (EOB) as of 12/01/22	Recommended FY 2023-2024	Recommended Over/(Under) EOB
State General Fund	\$51,216,535	\$32,420,256	(\$18,796,279)
Interagency Transfers	61,298,369	60,935,369	(363,000)
Fees & Self-generated	38,425	401,425	363,000
Statutory Dedications	0	0	0
Federal Funds	0	0	0
<b>Total</b>	<b>\$112,553,329</b>	<b>\$93,757,050</b>	<b>(\$18,796,279)</b>
Total Authorized Positions	0	0	0
Authorized Other Charges Positions	0	0	0

**Means of Finance :**



**Expenditures:**



### Budget Highlights

- A means of finance substitution of \$363,000 reducing Interagency Transfers and increasing Fees and Self-generated Revenue.
- A decrease of \$19.76 million in State General Fund (Direct) reducing funding for the settlement agreement payments with the United States Department of Health and Human Services resulting from a self-insurance disallowance.

- An increase of \$968,557 in State General Fund (Direct) to the Transportation Infrastructure Finance and Innovation Act (TIFIA) obligations based on the debt service schedule.

## XXX-Funds

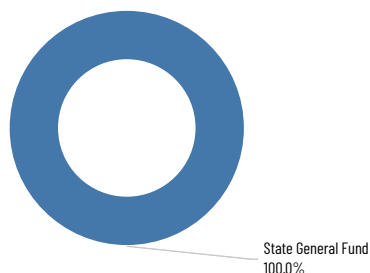
### Agency Description

The expenditures reflected in this program are associated with transfers to various funds. From the fund deposits, appropriations are made to specific state agencies overseeing the expenditures of these funds.

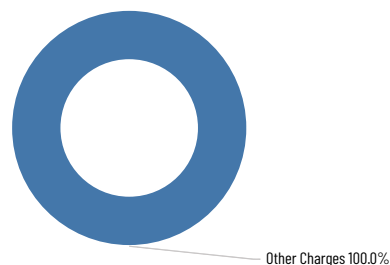
### Agency Budget Summary

Means of Finance & Positions	Existing Operating Budget (EOB) as of 12/01/22	Recommended FY 2023-2024	Recommended Over/(Under) EOB
State General Fund	\$148,631,869	\$119,076,657	(\$29,555,212)
Interagency Transfers	0	0	0
Fees & Self-generated	0	0	0
Statutory Dedications	0	0	0
Federal Funds	0	0	0
<b>Total</b>	<b>\$148,631,869</b>	<b>\$119,076,657</b>	<b>(\$29,555,212)</b>
Total Authorized Positions	0	0	0
Authorized Other Charges Positions	0	0	0

#### Means of Finance :



#### Expenditures:



### Budget Highlights

- FY 2023-2024 includes the following fund deposits:
  - \$ 47.26 million deposited into the Louisiana Public Defender Fund
  - \$ 24.90 million deposited into the State Emergency Response Fund
  - \$ 14.94 million deposited into the Self-Insurance Fund
  - \$ 10.50 million deposited into the M.J. Foster Promise Program Fund
  - \$ 10.00 million deposited into the Voting Technology Fund
  - \$ 5.00 million deposited into the Higher Education Initiatives Fund



- \$ 4.00 million deposited into the Major Events Incentive Fund
- \$ 1.40 million deposited into the Innocence Compensation Fund
- \$ 1.00 million deposited into the Louisiana Cybersecurity Talent Initiative Fund
- \$ 50,000 deposited into the DNA Testing Post-Conviction Relief for Indigents Fund
- \$ 19,640 deposited into the Medicaid Trust Fund for the Elderly

# Ancillary Appropriations

## Department Description

Schedule 21 - Ancillary Appropriations includes 11 budget units: Office of Group Benefits, Office of Risk Management, Louisiana Property Assistance, Federal Property Assistance, Prison Enterprises, Office of Technology Services, Division of Administrative Law, Office of State Procurement, Office of Aircraft Services, Environmental State Revolving Loan Funds, and Drinking Water Revolving Loan Fund.

## Department Budget Summary

Means of Finance & Positions	Existing Operating Budget (EOB) as of 12/01/22	Recommended FY 2023-2024	Recommended Over/(Under) EOB
State General Fund	\$0	\$0	\$0
Interagency Transfers	1,013,727,795	1,079,387,777	65,659,982
Fees & Self-generated	1,883,923,053	1,883,615,341	(307,712)
Statutory Dedications	182,288,058	182,288,058	0
Federal Funds	1,169,000	1,169,000	0
<b>Total</b>	<b>\$3,081,107,906</b>	<b>\$3,146,460,176</b>	<b>\$65,352,270</b>
Total Authorized Positions	1,204	1,210	6
Authorized Other Charges Positions	9	9	0

## 800-Office of Group Benefits

### Agency Description

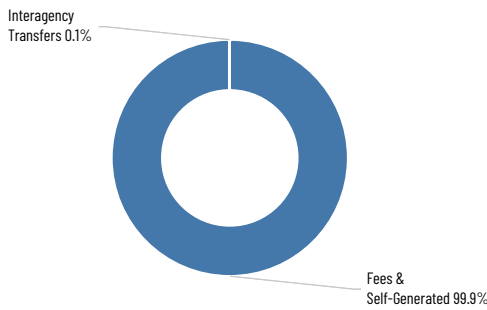
The Office of Group Benefits provides for the administration of group health and accidental insurance and group life insurance for current and former state employees and other participating groups.

### Agency Budget Summary

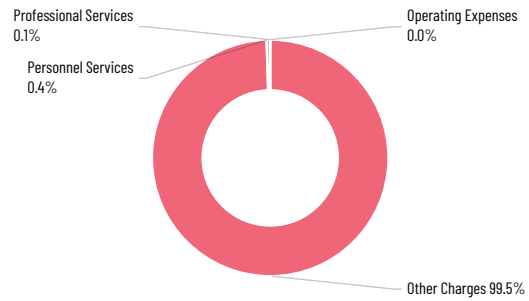
Means of Finance & Positions	Existing Operating Budget (EOB) as of 12/01/22	Recommended FY 2023-2024	Recommended Over/(Under) EOB
State General Fund	\$0	\$0	\$0
Interagency Transfers	598,733	1,098,733	500,000
Fees & Self-generated	1,809,106,671	1,809,239,626	132,955
Statutory Dedications	0	0	0
Federal Funds	0	0	0
<b>Total</b>	<b>\$1,809,705,404</b>	<b>\$1,810,338,359</b>	<b>\$632,955</b>
Total Authorized Positions	56	56	0
Authorized Other Charges Positions	0	0	0



**Means of Finance :**



**Expenditures:**



**Budget Highlights**

- A means of finance substitution of \$500,000 increasing Interagency Transfers and decreasing Fees and Self-generated Revenue to align the agency's budget to projected expenditures.

**804-Office of Risk Management**

**Agency Description**

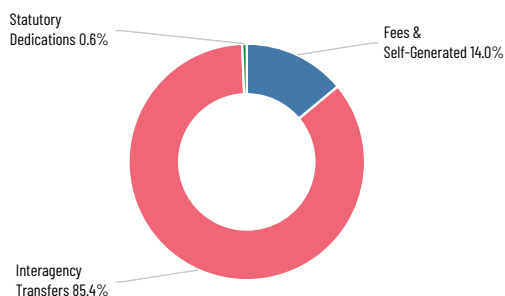
The Office of Risk Management (ORM) provides for the overall executive leadership and management of the office, support services, policy analysis, management direction of the state's self-insurance program and provides funding for the payment of losses on medical, malpractice, property, comprehensive general liability, personal injury, automobile liability, automobile physical damage, bonds, crime, aviation, wet marine boiler and machinery and miscellaneous tort claims. ORM also provides funding for the payment of contracts issued for professional legal defense of claims made against the state and provides funding for the reimbursement of the Division of Risk Litigation in the Office of the Attorney General for costs incurred for professional legal defense of claims made against the state.

**Agency Budget Summary**

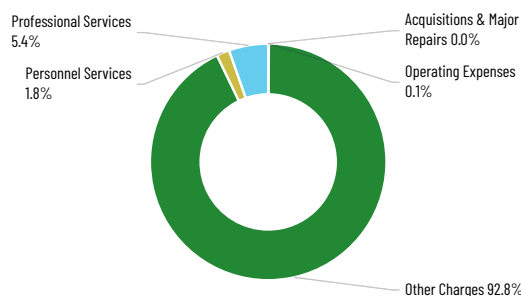
Means of Finance & Positions	Existing Operating Budget (EOB) as of 12/01/22	Recommended FY 2023-2024	Recommended Over/(Under) EOB
State General Fund	\$0	\$0	\$0
Interagency Transfers	275,551,395	275,398,210	(153,185)
Fees & Self-generated	46,667,088	45,081,346	(1,585,742)
Statutory Dedications	2,000,000	2,000,000	0
Federal Funds	0	0	0
<b>Total</b>	<b>\$324,218,483</b>	<b>\$322,479,556</b>	<b>(\$1,738,927)</b>
Total Authorized Positions	41	42	1
Authorized Other Charges Positions	0	0	0



**Means of Finance :**



**Expenditures:**



**Budget Highlights**

- An increase of \$8.76 million of Interagency Transfers from various state agencies for the following contracts: the Commercial Property Insurance Contract and the Disaster Recovery Contract.
- An increase of \$10 million of Interagency Transfers from FEMA that will be used to cash flow anticipated open property/disaster claims.
- A reduction of \$18.32 million of Interagency Transfers received from FEMA for the rebuilding of Louisiana Correctional Institute for Women (LCIW) prison which was damaged in the August 2016 flood. This reduction leaves \$18.3 remaining in the FY 2023-2024 budget for the rebuilding of LCIW.
- A reduction of \$2 million in Fees and Self-generated Revenue for survivor benefits. The agency anticipates claim payments for survivor benefits to return to the pre-pandemic budget level.

**806-Louisiana Property Assistance**

**Agency Description**

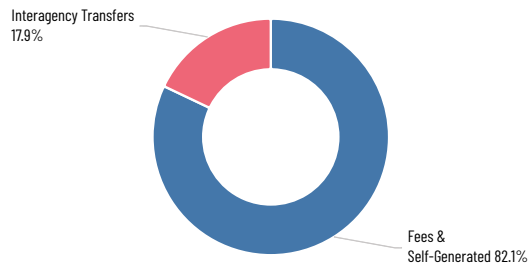
The Louisiana Property Assistance agency provides for the accountability of the state’s movable property through the development and implementation of sound management practices.

**Agency Budget Summary**

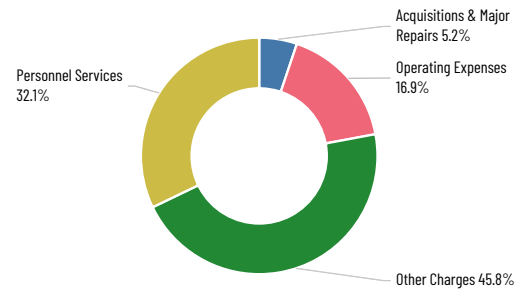
Means of Finance & Positions	Existing Operating Budget (EOB) as of 12/01/22	Recommended FY 2023-2024	Recommended Over/(Under) EOB
State General Fund	\$0	\$0	\$0
Interagency Transfers	1,615,846	1,615,846	0
Fees & Self-generated	7,076,522	7,389,511	312,989
Statutory Dedications	0	0	0
Federal Funds	0	0	0
<b>Total</b>	<b>\$8,692,368</b>	<b>\$9,005,357</b>	<b>\$312,989</b>
Total Authorized Positions	37	37	0
Authorized Other Charges Positions	0	0	0



**Means of Finance :**



**Expenditures:**



**Budget Highlights**

- An increase of \$456,000 in Fees and Self-generated Revenue for acquisitions to purchase a tow truck and to replace a forklift and two enclosed trailers.

**807-Louisiana Federal Property Assistance**

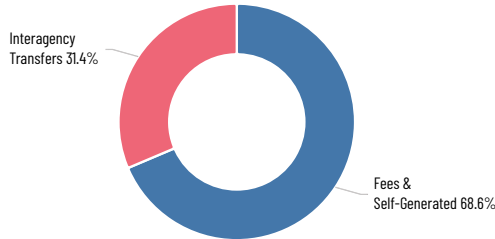
**Agency Description**

The Louisiana Federal Property Assistance Agency seeks to assure the fair and equitable distribution of federal property allocated to Louisiana by the General Services Administration to eligible Louisiana donees.

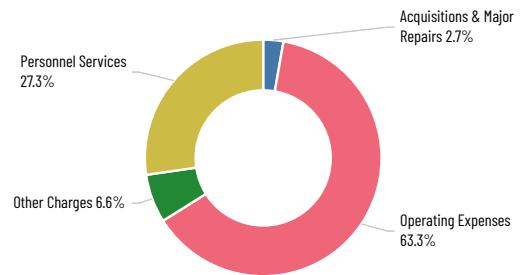
**Agency Budget Summary**

Means of Finance & Positions	Existing Operating Budget (EOB) as of 12/01/22	Recommended FY 2023-2024	Recommended Over/(Under) EOB
State General Fund	\$0	\$0	\$0
Interagency Transfers	1,084,342	1,084,342	0
Fees & Self-generated	2,356,966	2,371,494	14,528
Statutory Dedications	0	0	0
Federal Funds	0	0	0
<b>Total</b>	<b>\$3,441,308</b>	<b>\$3,455,836</b>	<b>\$14,528</b>
Total Authorized Positions	9	9	0
Authorized Other Charges Positions	0	0	0

**Means of Finance :**



**Expenditures:**



**Budget Highlights**

- An increase of \$95,000 in Fees and Self-generated Revenue to replace equipment including a fork-lift and rollup doors.

**811-Prison Enterprises**

**Agency Description**

Prison Enterprises utilizes the resources of the Department of Corrections in the production of food, fiber and other necessary items used by the inmates in order to lower the cost of incarceration; to provide products and services to state agencies and agencies of parishes, municipalities and other political subdivisions; and to provide work opportunities for inmates.

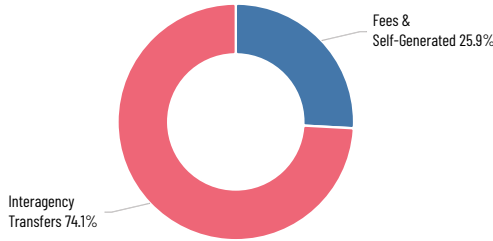
**Agency Budget Summary**

Means of Finance & Positions	Existing Operating Budget (EOB) as of 12/01/22	Recommended FY 2023-2024	Recommended Over/(Under) EOB
State General Fund	\$0	\$0	\$0
Interagency Transfers	25,447,628	26,231,562	783,934
Fees & Self-generated	9,036,379	9,149,423	113,044
Statutory Dedications	0	0	0
Federal Funds	0	0	0
<b>Total</b>	<b>\$34,484,007</b>	<b>\$35,380,985</b>	<b>\$896,978</b>
Total Authorized Positions	72	72	0
Authorized Other Charges Positions	0	0	0

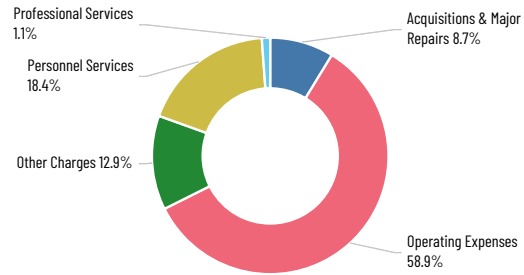




**Means of Finance :**



**Expenditures:**



## 815-Office of Technology Services

**Agency Description**

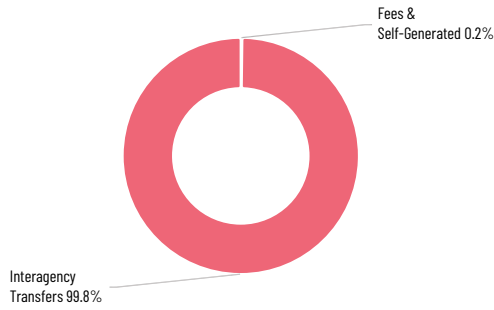
The Office of Technology Services (OTS) is comprised of two programs: the Technology Services program and the Cyber Assurance program. The Technology Services program establishes competitive, cost-effective technology systems and services while acting as the sole centralized customer for the acquisition, billing and record keeping of those technology services. OTS shall charge respective user agencies for the cost of the technology and services provided including the cost of the operation of the office in a fair, equitable, and consistent manner, in full compliance with State of Louisiana statutes. The Cyber Assurance program is a multi-agency partnership between the Department of Military Affairs, Governor's Office of Homeland Security and Emergency Preparedness, Louisiana State Police, and Office of Technology Services for cybersecurity operations.

**Agency Budget Summary**

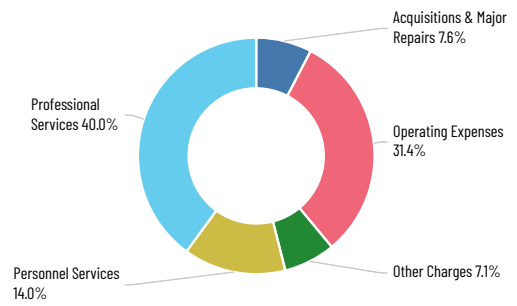
Means of Finance & Positions	Existing Operating Budget (EOB) as of 12/01/22	Recommended FY 2023-2024	Recommended Over/(Under) EOB
State General Fund	\$0	\$0	\$0
Interagency Transfers	692,564,036	756,648,429	64,084,393
Fees & Self-generated	1,518,473	1,518,473	0
Statutory Dedications	0	0	0
Federal Funds	0	0	0
<b>Total</b>	<b>\$694,082,509</b>	<b>\$758,166,902</b>	<b>\$64,084,393</b>
Total Authorized Positions	828	833	5
Authorized Other Charges Positions	9	9	0



**Means of Finance :**



**Expenditures:**



**Budget Highlights**

- An increase of five (5) T.O. positions and \$34.46 million in Interagency Transfers from the Governor's Office of Homeland Security & Emergency Preparedness to develop, operate, and staff the Cyber Assurance Program which is a multi-agency partnership between the Department of Military Affairs, Governor's Office of Homeland Security and Emergency Preparedness, Louisiana State Police, and Office of Technology Services for cybersecurity operations.

**816-Division of Administrative Law**

**Agency Description**

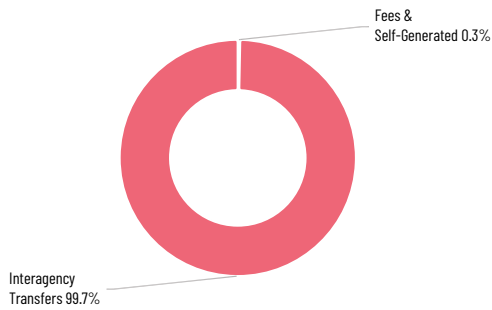
The Division of Administrative Law provides a neutral forum for handling administrative hearings for certain state agencies with respect for the dignity of individuals and their due process rights.

**Agency Budget Summary**

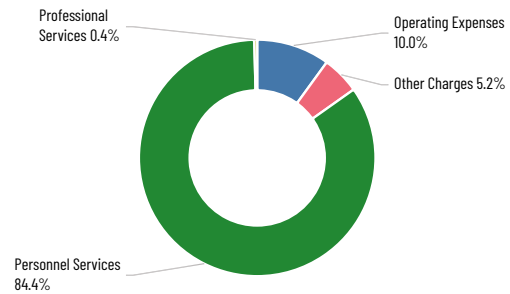
Means of Finance & Positions	Existing Operating Budget (EOB) as of 12/01/22	Recommended FY 2023-2024	Recommended Over/(Under) EOB
State General Fund	\$0	\$0	\$0
Interagency Transfers	9,800,389	9,101,297	(699,092)
Fees & Self-generated	28,897	28,897	0
Statutory Dedications	0	0	0
Federal Funds	0	0	0
<b>Total</b>	<b>\$9,829,286</b>	<b>\$9,130,194</b>	<b>(\$699,092)</b>
Total Authorized Positions	58	58	0
Authorized Other Charges Positions	0	0	0



**Means of Finance :**



**Expenditures:**



**Budget Highlights**

- A reduction of \$285,975 in Interagency Transfers budget authority to non-recur budget authority provided in FY 2022-2023 for the purchase of a case-management system.

**820-Office of State Procurement**

**Agency Description**

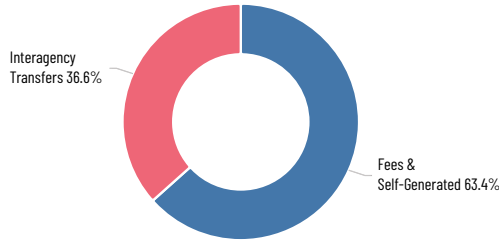
The Office of State Procurement provides cost effective services that satisfy the needs of approved governmental units of the State of Louisiana through the management of products and services.

**Agency Budget Summary**

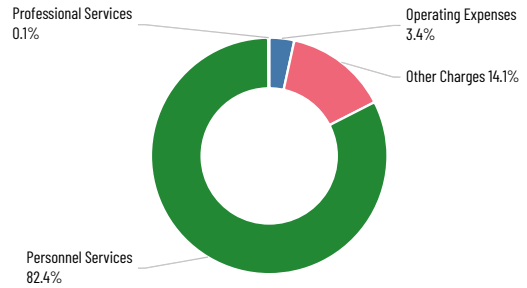
Means of Finance & Positions	Existing Operating Budget (EOB) as of 12/01/22	Recommended FY 2023-2024	Recommended Over/(Under) EOB
State General Fund	\$0	\$0	\$0
Interagency Transfers	4,920,576	4,999,758	79,182
Fees & Self-generated	7,952,842	8,657,356	704,514
Statutory Dedications	0	0	0
Federal Funds	0	0	0
<b>Total</b>	<b>\$12,873,418</b>	<b>\$13,657,114</b>	<b>\$783,696</b>
Total Authorized Positions	99	99	0
Authorized Other Charges Positions	0	0	0



**Means of Finance :**



**Expenditures:**



**Budget Highlights**

- An increase of \$36,474 in Fees and Self-generated Revenue for updates to the software used for the request for proposal (RFP) process.

**829-Office of Aircraft Services**

**Agency Description**

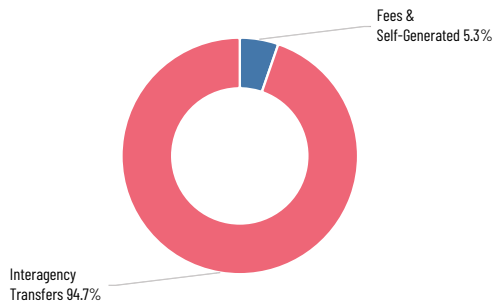
The Office of Aircraft Services manages the overall maintenance and provide all needed and required support for safe, proper, and economic operation of the State's various aircraft. Flight Maintenance Operations ensures flight safety, maintains high safety standards while minimizing aircraft downtime for repairs, and provides high quality, efficient, and economical repair and fueling services for state operated aircraft.

**Agency Budget Summary**

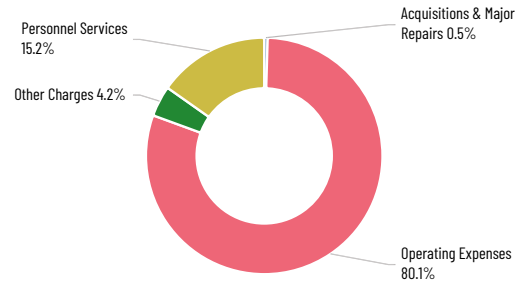
Means of Finance & Positions	Existing Operating Budget (EOB) as of 12/01/22	Recommended FY 2023-2024	Recommended Over/(Under) EOB
State General Fund	\$0	\$0	\$0
Interagency Transfers	2,144,850	3,209,600	1,064,750
Fees & Self-generated	179,215	179,215	0
Statutory Dedications	0	0	0
Federal Funds	0	0	0
<b>Total</b>	<b>\$2,324,065</b>	<b>\$3,388,815</b>	<b>\$1,064,750</b>
Total Authorized Positions	4	4	0
Authorized Other Charges Positions	0	0	0



**Means of Finance :**



**Expenditures:**



**Budget Highlights**

- An increase of \$1 million of Interagency Transfers budget authority to align the agency's budget with projected operating expenditures.

**860-Environmental State Revolving Loan Funds**

**Agency Description**

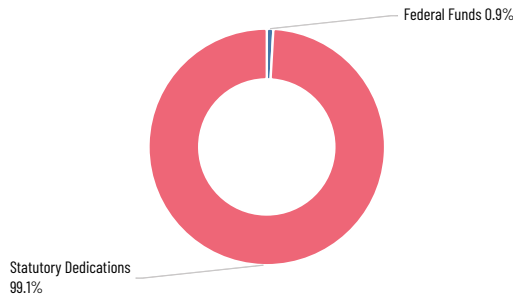
Environmental State Revolving Loan Funds consists of the Clean Water State Revolving Loan Fund and the Brownfields Cleanup Revolving Loan Fund. The Clean Water State Revolving Fund helps individual citizens and local governments participate in environmental programs by assisting municipalities to finance and construct wastewater treatment works and drinking water facilities. The Brownfields Cleanup Revolving Loan Fund allows loans to be issued to qualified borrowers who are willing to participate and follow the guidelines of the Brownfields Cleanup Revolving Loan Program.

**Agency Budget Summary**

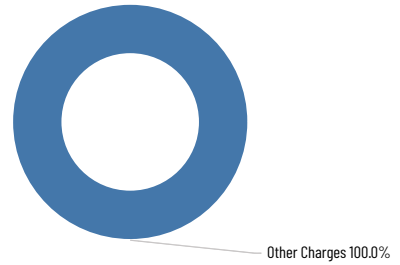
Means of Finance & Positions	Existing Operating Budget (EOB) as of 12/01/22	Recommended FY 2023-2024	Recommended Over/(Under) EOB
State General Fund	\$0	\$0	\$0
Interagency Transfers	0	0	0
Fees & Self-generated	0	0	0
Statutory Dedications	129,606,600	129,606,600	0
Federal Funds	1,169,000	1,169,000	0
<b>Total</b>	<b>\$130,775,600</b>	<b>\$130,775,600</b>	<b>\$0</b>
Total Authorized Positions	0	0	0
Authorized Other Charges Positions	0	0	0



**Means of Finance :**



**Expenditures:**



**Budget Highlights**

Environmental State Revolving Loan Funds provide services to the people of Louisiana through comprehensive environmental protection in order to promote and protect health, safety and welfare while considering sound policies that are consistent with statutory mandates.

- The FY 2023-2024 appropriated budget is \$130.8 million.

**861-Safe Drinking Water Revolving Loan**

**Agency Description**

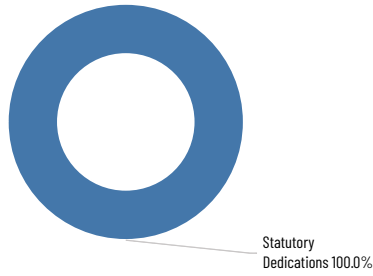
Safe Drinking Water Revolving Loan Fund provides loans and other financial assistance to water systems for eligible Safe Drinking Water Projects. The capitalization of the fund is derived from federal grants for the purpose of providing loans and financial assistance.

**Agency Budget Summary**

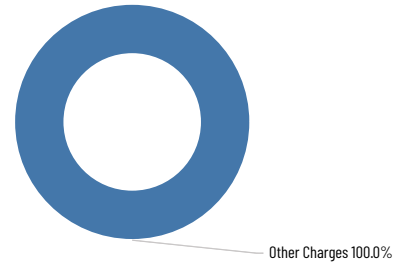
Means of Finance & Positions	Existing Operating Budget (EOB) as of 12/01/22	Recommended FY 2023-2024	Recommended Over/(Under) EOB
State General Fund	\$0	\$0	\$0
Interagency Transfers	0	0	0
Fees & Self-generated	0	0	0
Statutory Dedications	50,681,458	50,681,458	0
Federal Funds	0	0	0
<b>Total</b>	<b>\$50,681,458</b>	<b>\$50,681,458</b>	<b>\$0</b>
Total Authorized Positions	0	0	0
Authorized Other Charges Positions	0	0	0



**Means of Finance :**



**Expenditures:**



**Budget Highlights**

Drinking Water Revolving Loan Fund provides loans and other financial assistance to water systems for eligible Safe Drinking Water Projects. The capitalization of the fund is derived from federal grants for the purpose of providing loans and financial assistance.

# Non-Appropriated Requirements

## Department Description

Schedule 22 - Non-Appropriated Requirements includes six budget units: Severance Tax Dedications to local governments, Parish Royalty Fund dedications, State Highway Fund #2 - Motor Vehicles Tax, Interim Emergency funding, State Revenue Sharing, and General Obligation Debt Service.

## Department Budget Summary

Means of Finance & Positions	Existing Operating Budget (EOB) as of 12/01/22	Recommended FY 2023-2024	Recommended Over/(Under) EOB
State General Fund	\$526,904,967	\$529,145,269	\$2,240,302
Interagency Transfers	0	0	0
Fees & Self-generated	0	0	0
Statutory Dedications	58,700,000	63,782,732	5,082,732
Federal Funds	0	0	0
<b>Total</b>	<b>\$585,604,967</b>	<b>\$592,928,001</b>	<b>\$7,323,034</b>
Total Authorized Positions	0	0	0
Authorized Other Charges Positions	0	0	0

## Budget Highlights

- Severance Tax Dedications, Parish Royalty Fund Payments, and Highway Fund Number Two Motor Vehicle Tax reflect the official estimates of the Revenue Estimating Conference (REC).
- The Interim Emergency Fund allocates funds for short-term emergencies of state and local entities.
- The State Revenue Sharing program provides \$90 million in State General Fund (Direct) to local governing entities.
- Debt Service increased by \$2.24 million in State General Fund (Direct), and is associated with:
  - \$18.3 million decrease for general obligation debt service based on the amortization schedule.
  - \$20.5 million in additional funds for a new bond sale in spring of FY 2023-2024.



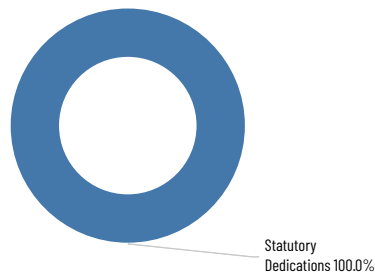


## 917-Severance Tax Dedication

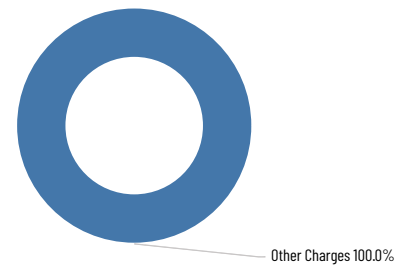
### Agency Budget Summary

Means of Finance & Positions	Existing Operating Budget (EOB) as of 12/01/22	Recommended FY 2023-2024	Recommended Over/(Under) EOB
State General Fund	\$0	\$0	\$0
Interagency Transfers	0	0	0
Fees & Self-generated	0	0	0
Statutory Dedications	40,600,000	39,325,760	(1,274,240)
Federal Funds	0	0	0
<b>Total</b>	<b>\$40,600,000</b>	<b>\$39,325,760</b>	<b>(\$1,274,240)</b>
Total Authorized Positions	0	0	0
Authorized Other Charges Positions	0	0	0

**Means of Finance :**



**Expenditures:**



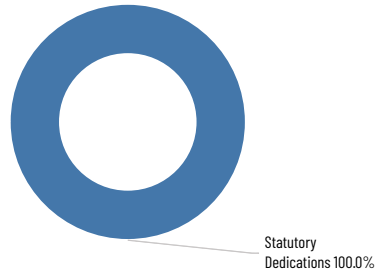
## 918-Parish Royalty Fund Payments

### Agency Budget Summary

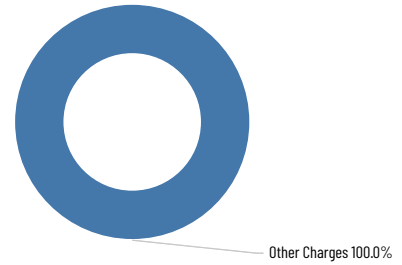
Means of Finance & Positions	Existing Operating Budget (EOB) as of 12/01/22	Recommended FY 2023-2024	Recommended Over/(Under) EOB
State General Fund	\$0	\$0	\$0
Interagency Transfers	0	0	0
Fees & Self-generated	0	0	0
Statutory Dedications	11,000,000	17,992,068	6,992,068
Federal Funds	0	0	0
<b>Total</b>	<b>\$11,000,000</b>	<b>\$17,992,068</b>	<b>\$6,992,068</b>
Total Authorized Positions	0	0	0
Authorized Other Charges Positions	0	0	0



**Means of Finance :**



**Expenditures:**



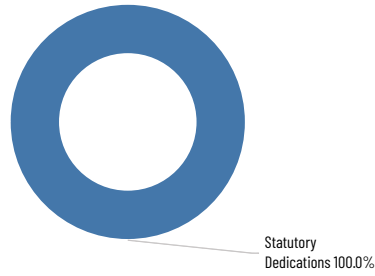
**919-Highway Fund Number Two Motor Vehicle**

**Agency Budget Summary**

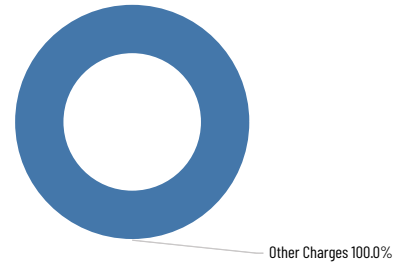
Means of Finance & Positions	Existing Operating Budget (EOB) as of 12/01/22	Recommended FY 2023-2024	Recommended Over/(Under) EOB
State General Fund	\$0	\$0	\$0
Interagency Transfers	0	0	0
Fees & Self-generated	0	0	0
Statutory Dedications	7,100,000	6,464,904	(635,096)
Federal Funds	0	0	0
<b>Total</b>	<b>\$7,100,000</b>	<b>\$6,464,904</b>	<b>(\$635,096)</b>
Total Authorized Positions	0	0	0
Authorized Other Charges Positions	0	0	0



**Means of Finance :**



**Expenditures:**



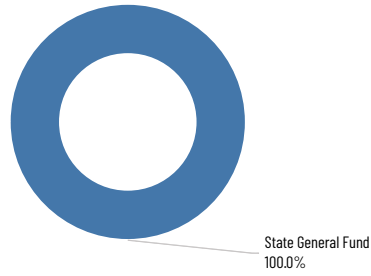
### 920-Interim Emergency Fund

**Agency Budget Summary**

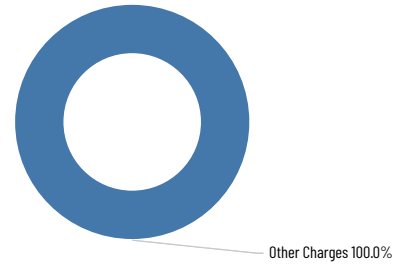
Means of Finance & Positions	Existing Operating Budget (EOB) as of 12/01/22	Recommended FY 2023-2024	Recommended Over/(Under) EOB
State General Fund	\$1,322,862	\$1,322,862	\$0
Interagency Transfers	0	0	0
Fees & Self-generated	0	0	0
Statutory Dedications	0	0	0
Federal Funds	0	0	0
<b>Total</b>	<b>\$1,322,862</b>	<b>\$1,322,862</b>	<b>\$0</b>
Total Authorized Positions	0	0	0
Authorized Other Charges Positions	0	0	0



**Means of Finance :**



**Expenditures:**



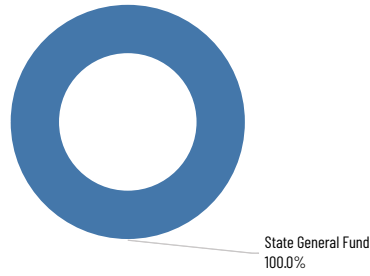
**921-Revenue Sharing - State**

**Agency Budget Summary**

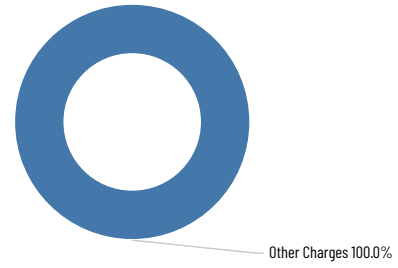
Means of Finance & Positions	Existing Operating Budget (EOB) as of 12/01/22	Recommended FY 2023-2024	Recommended Over/(Under) EOB
State General Fund	\$90,000,000	\$90,000,000	\$0
Interagency Transfers	0	0	0
Fees & Self-generated	0	0	0
Statutory Dedications	0	0	0
Federal Funds	0	0	0
<b>Total</b>	<b>\$90,000,000</b>	<b>\$90,000,000</b>	<b>\$0</b>
Total Authorized Positions	0	0	0
Authorized Other Charges Positions	0	0	0



**Means of Finance :**



**Expenditures:**

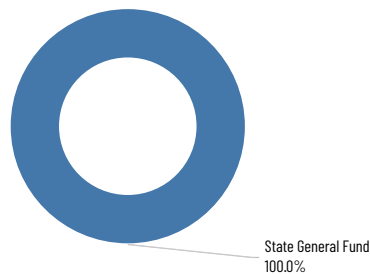


**922-General Obligation Debt Service**

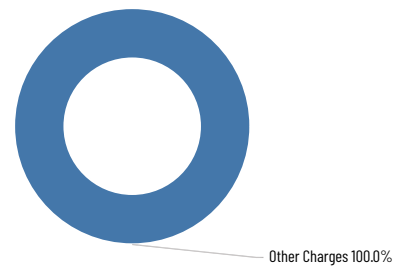
**Agency Budget Summary**

Means of Finance & Positions	Existing Operating Budget (EOB) as of 12/01/22	Recommended FY 2023-2024	Recommended Over/(Under) EOB
State General Fund	\$435,582,105	\$437,822,407	\$2,240,302
Interagency Transfers	0	0	0
Fees & Self-generated	0	0	0
Statutory Dedications	0	0	0
Federal Funds	0	0	0
<b>Total</b>	<b>\$435,582,105</b>	<b>\$437,822,407</b>	<b>\$2,240,302</b>
Total Authorized Positions	0	0	0
Authorized Other Charges Positions	0	0	0

**Means of Finance :**



**Expenditures:**



# Judicial Expense

## Department Description

Schedule 23 - Judicial Expense includes 1 budget unit: Louisiana Judiciary.

## Department Budget Summary

Means of Finance & Positions	Existing Operating Budget (EOB) as of 12/01/22	Recommended FY 2023-2024	Recommended Over/(Under) EOB
State General Fund	\$174,577,666	\$178,883,689	\$4,306,023
Interagency Transfers	9,392,850	9,392,850	0
Fees & Self-generated	0	0	0
Statutory Dedications	10,240,925	10,240,925	0
Federal Funds	0	0	0
<b>Total</b>	<b>\$194,211,441</b>	<b>\$198,517,464</b>	<b>\$4,306,023</b>
Total Authorized Positions	0	0	0
Authorized Other Charges Positions	0	0	0

## Budget Highlights

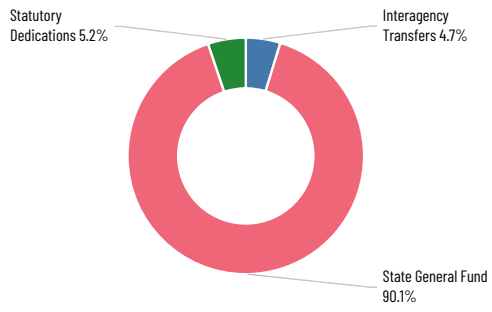
- \$1.9 million in State General Fund (Direct) is included for a 2.5% increase in salaries for the judges of the Supreme Court, courts of appeal, and district courts, as well as the state-paid salaries of the judges of city courts and parish courts, in accordance with Act 178 of the 2019 Regular Legislative Session.
- \$2.3 million in State General Fund (Direct) is included for the expansion of the Drug and Specialty Courts, Court Appointed Special Advocates (CASA), and Families in Need of Service (FINS).

## 949-Louisiana Judiciary

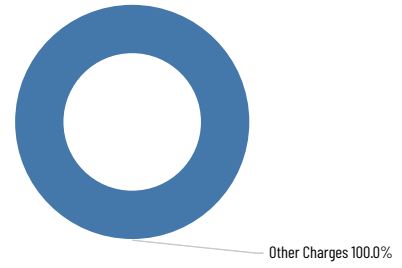
## Agency Budget Summary

Means of Finance & Positions	Existing Operating Budget (EOB) as of 12/01/22	Recommended FY 2023-2024	Recommended Over/(Under) EOB
State General Fund	\$174,577,666	\$178,883,689	\$4,306,023
Interagency Transfers	9,392,850	9,392,850	0
Fees & Self-generated	0	0	0
Statutory Dedications	10,240,925	10,240,925	0
Federal Funds	0	0	0
<b>Total</b>	<b>\$194,211,441</b>	<b>\$198,517,464</b>	<b>\$4,306,023</b>
Total Authorized Positions	0	0	0
Authorized Other Charges Positions	0	0	0

**Means of Finance :**



**Expenditures:**



# Legislative Expense

## Department Description

Schedule 24 - Legislative Expense includes 6 budget units: House of Representatives, Senate, Legislative Auditor, Legislative Fiscal Office, Legislative Budgetary Control Council, and Louisiana State Law Institute.

## Department Budget Summary

Means of Finance & Positions	Existing Operating Budget (EOB) as of 12/01/22	Recommended FY 2023-2024	Recommended Over/(Under) EOB
State General Fund	\$85,777,844	\$85,777,844	\$0
Interagency Transfers	0	0	0
Fees & Self-generated	23,879,387	23,879,387	0
Statutory Dedications	10,000,000	10,000,000	0
Federal Funds	0	0	0
<b>Total</b>	<b>\$119,657,231</b>	<b>\$119,657,231</b>	<b>\$0</b>
Total Authorized Positions	0	0	0
Authorized Other Charges Positions	0	0	0

## 951-House of Representatives

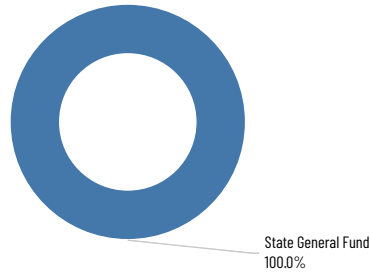
## Agency Budget Summary

Means of Finance & Positions	Existing Operating Budget (EOB) as of 12/01/22	Recommended FY 2023-2024	Recommended Over/(Under) EOB
State General Fund	\$30,998,300	\$30,998,300	\$0
Interagency Transfers	0	0	0
Fees & Self-generated	0	0	0
Statutory Dedications	0	0	0
Federal Funds	0	0	0
<b>Total</b>	<b>\$30,998,300</b>	<b>\$30,998,300</b>	<b>\$0</b>
Total Authorized Positions	0	0	0
Authorized Other Charges Positions	0	0	0

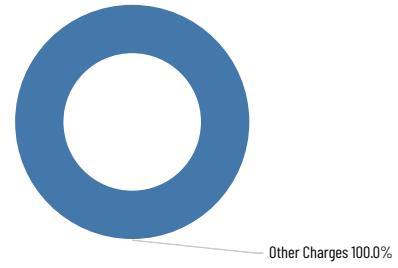




**Means of Finance :**



**Expenditures:**

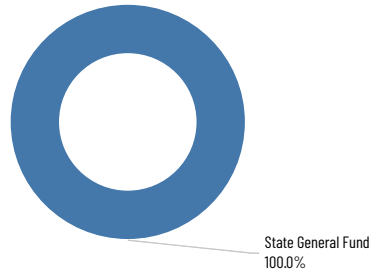


**952-Senate**

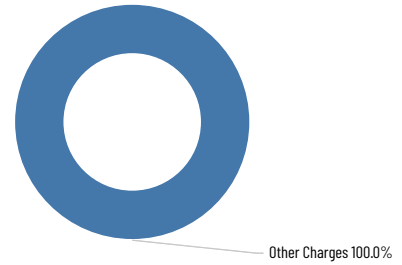
**Agency Budget Summary**

Means of Finance & Positions	Existing Operating Budget (EOB) as of 12/01/22	Recommended FY 2023-2024	Recommended Over/(Under) EOB
State General Fund	\$25,694,294	\$25,694,294	\$0
Interagency Transfers	0	0	0
Fees & Self-generated	0	0	0
Statutory Dedications	0	0	0
Federal Funds	0	0	0
<b>Total</b>	<b>\$25,694,294</b>	<b>\$25,694,294</b>	<b>\$0</b>
Total Authorized Positions	0	0	0
Authorized Other Charges Positions	0	0	0

**Means of Finance :**



**Expenditures:**

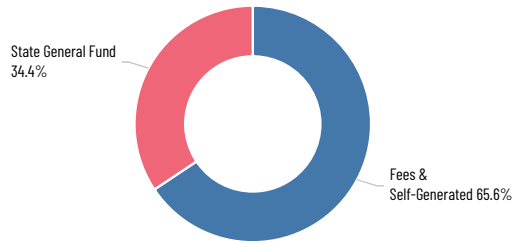


## 954-Legislative Auditor

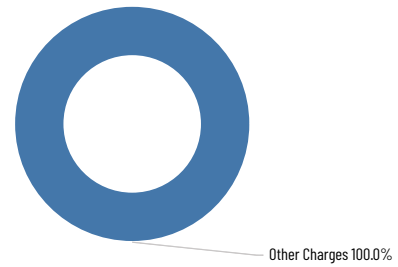
### Agency Budget Summary

Means of Finance & Positions	Existing Operating Budget (EOB) as of 12/01/22	Recommended FY 2023-2024	Recommended Over/(Under) EOB
State General Fund	\$12,500,000	\$12,500,000	\$0
Interagency Transfers	0	0	0
Fees & Self-generated	23,879,387	23,879,387	0
Statutory Dedications	0	0	0
Federal Funds	0	0	0
<b>Total</b>	<b>\$36,379,387</b>	<b>\$36,379,387</b>	<b>\$0</b>
Total Authorized Positions	0	0	0
Authorized Other Charges Positions	0	0	0

**Means of Finance :**



**Expenditures:**

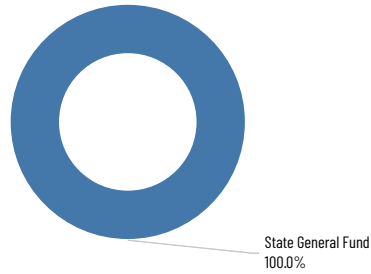


## 955-Legislative Fiscal Office

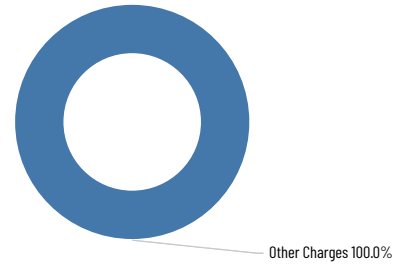
### Agency Budget Summary

Means of Finance & Positions	Existing Operating Budget (EOB) as of 12/01/22	Recommended FY 2023-2024	Recommended Over/(Under) EOB
State General Fund	\$3,638,849	\$3,638,849	\$0
Interagency Transfers	0	0	0
Fees & Self-generated	0	0	0
Statutory Dedications	0	0	0
Federal Funds	0	0	0
<b>Total</b>	<b>\$3,638,849</b>	<b>\$3,638,849</b>	<b>\$0</b>
Total Authorized Positions	0	0	0
Authorized Other Charges Positions	0	0	0

**Means of Finance :**



**Expenditures:**



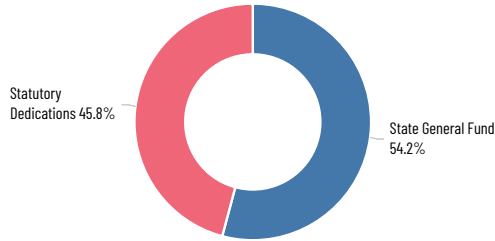
**960-Legislative Budgetary Control Council**

**Agency Budget Summary**

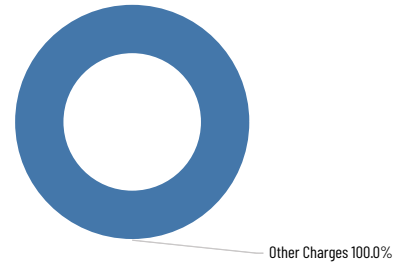
Means of Finance & Positions	Existing Operating Budget (EOB) as of 12/01/22	Recommended FY 2023-2024	Recommended Over/(Under) EOB
State General Fund	\$11,815,000	\$11,815,000	\$0
Interagency Transfers	0	0	0
Fees & Self-generated	0	0	0
Statutory Dedications	10,000,000	10,000,000	0
Federal Funds	0	0	0
<b>Total</b>	<b>\$21,815,000</b>	<b>\$21,815,000</b>	<b>\$0</b>
Total Authorized Positions	0	0	0
Authorized Other Charges Positions	0	0	0



**Means of Finance :**



**Expenditures:**

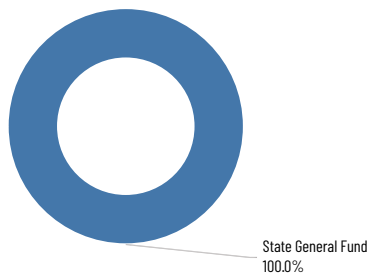


## 962-Louisiana State Law Institute

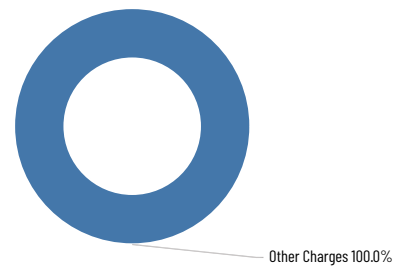
### Agency Budget Summary

Means of Finance & Positions	Existing Operating Budget (EOB) as of 12/01/22	Recommended FY 2023-2024	Recommended Over/(Under) EOB
State General Fund	\$1,131,401	\$1,131,401	\$0
Interagency Transfers	0	0	0
Fees & Self-generated	0	0	0
Statutory Dedications	0	0	0
Federal Funds	0	0	0
<b>Total</b>	<b>\$1,131,401</b>	<b>\$1,131,401</b>	<b>\$0</b>
Total Authorized Positions	0	0	0
Authorized Other Charges Positions	0	0	0

**Means of Finance :**



**Expenditures:**



# Capital Outlay

## Department Description

Schedule 26 - Capital Outlay includes 2 budget units: Facility Planning and Control and DOTD Capital Outlay/Non-State.

## Department Budget Summary

Means of Finance & Positions	Existing Operating Budget (EOB) as of 12/01/22	Recommended FY 2023-2024	Recommended Over/(Under) EOB
State General Fund	\$50,000,000	\$0	(\$50,000,000)
Interagency Transfers	131,224,992	131,224,992	0
Fees & Self-generated	123,395,000	123,395,000	0
Statutory Dedications	2,762,261,242	2,762,261,242	0
Federal Funds	145,682,478	145,682,478	0
<b>Total</b>	<b>\$3,212,563,712</b>	<b>\$3,162,563,712</b>	<b>(\$50,000,000)</b>
Total Authorized Positions	0	0	0
Authorized Other Charges Positions	0	0	0

## 115-Facility Planning and Control

### Agency Description

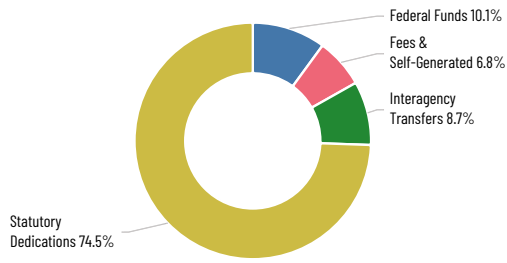
The Facility Planning and Control Capital Outlay Budget represents funding for the construction or renovation of state or local public facilities or infrastructure.

### Agency Budget Summary

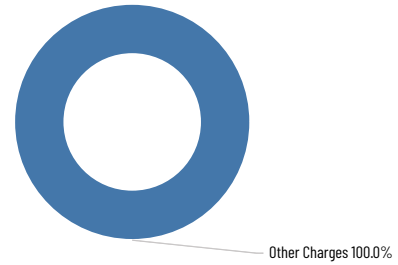
Means of Finance & Positions	Existing Operating Budget (EOB) as of 12/01/22	Recommended FY 2023-2024	Recommended Over/(Under) EOB
State General Fund	\$50,000,000	\$0	(\$50,000,000)
Interagency Transfers	121,224,992	121,224,992	0
Fees & Self-generated	93,395,000	93,395,000	0
Statutory Dedications	1,034,754,003	1,034,754,003	0
Federal Funds	139,682,478	139,682,478	0
<b>Total</b>	<b>\$1,439,056,473</b>	<b>\$1,389,056,473</b>	<b>(\$50,000,000)</b>
Total Authorized Positions	0	0	0
Authorized Other Charges Positions	0	0	0



**Means of Finance :**



**Expenditures:**



**Budget Highlights**

- Funding reflects estimates for cash appropriations for the construction or renovation of state and local public facilities or infrastructure.

**279-DOTD-Capital Outlay/Non-State**

**Agency Description**

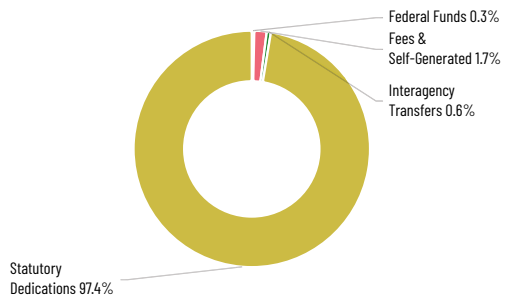
The Department of Transportation and Development Capital Outlay Budget represents funding for the construction or renovation of state transportation infrastructure.

**Agency Budget Summary**

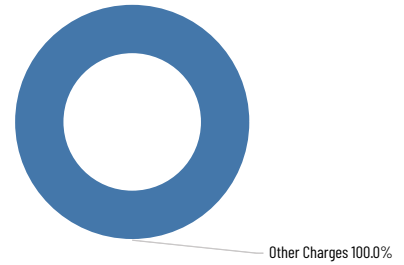
Means of Finance & Positions	Existing Operating Budget (EOB) as of 12/01/22	Recommended FY 2023-2024	Recommended Over/(Under) EOB
State General Fund	\$0	\$0	\$0
Interagency Transfers	10,000,000	10,000,000	0
Fees & Self-generated	30,000,000	30,000,000	0
Statutory Dedications	1,727,507,239	1,727,507,239	0
Federal Funds	6,000,000	6,000,000	0
<b>Total</b>	<b>\$1,773,507,239</b>	<b>\$1,773,507,239</b>	<b>\$0</b>
Total Authorized Positions	0	0	0
Authorized Other Charges Positions	0	0	0



**Means of Finance :**



**Expenditures:**



**Budget Highlights**

- Funding reflects estimates for transportation and development projects.







THIS PAGE INTENTIONALLY LEFT BLANK