

**STATE OF LOUISIANA
COMPREHENSIVE ANNUAL FINANCIAL REPORT
FOR THE YEAR ENDED JUNE 30, 1997**

M. J. "Mike" Foster, Jr.

Governor




**Prepared by
Division Of Administration**

Mark C. Drennen

Commissioner

GOVERNOR



M.J. "Mike" Foster, Jr., the Louisiana businessman-turned-governor, has completed the first two years of his administration which was founded on his promise of making Louisiana a state of which we can be proud. As evidenced by his first two years, he is a man who lives up to his promises. He has worked hard and in unison with the legislature and people of the state to change the way state government operates, to do what's right by putting policy over politics, to put the state's fiscal house in order, to run state government like a business, and to fix government agencies or programs that aren't working.

Already hundreds of millions of dollars have been saved by resolving the Medicaid budget crisis, by reducing debt, and by preventing waste. Further, he has spent the people's dollars on the people's priorities such as education, state parks, road improvements, infrastructure and economic development. Louisiana has a much brighter outlook.

CONTENTS

	<u>Page</u>
INTRODUCTORY SECTION	
Commissioner of Administration's Letter of Transmittal	1
Graphic Presentations of Revenues and Expenditures	12
Principal Officials	14
Organization Chart	15
FINANCIAL SECTION	
Independent Auditor's Opinion	17
General Purpose Financial Statements	
Combined Balance Sheet - All Fund Types, Account Groups, and Discretely Presented Component Units.....	22
Combined Statement of Revenues, Expenditures, and Changes in Fund Balances - All Governmental Fund Types, Expendable Trust Funds, and Discretely Presented Component Units.....	24
Combined Statement of Revenues, Expenditures, and Changes in Fund Balances - Budget and Actual (Non-GAAP Basis) - General, Special Revenue and Debt Service Funds.....	25
Combined Statement of Revenues, Expenses, and Changes in Retained Earnings/Fund Balances - All Proprietary Fund Types, Similar Trust Funds, and Discretely Presented Component Units.....	26
Combined Statement of Cash Flows - All Proprietary Fund Types, Nonexpendable Trust Funds, and Discretely Presented Component Units.....	27
Statement of Changes in Plan Net Assets - Pension Trust Funds.....	29
Combined Statement of Current Funds' Revenues, Expenditures, and Other Changes - Colleges and Universities.....	30
Combined Statement of Changes in Fund Balances - Colleges and Universities.....	32
Notes to the Financial Statements	
Note 1 - Summary of Significant Accounting Policies.....	35
Note 2 - Interfund Assets, Liabilities, and Transfers.....	44
Note 3 - Deposits and Investments.....	46
Note 4 - Employee Benefits.....	50
Note 5 - Fund Balance/Retained Earnings Disclosures.....	58
Note 6 - Leases.....	59
Note 7 - Debt Authorization, Limitations, and Authorized But Unissued Debt.....	61
Note 8 - General Obligation Bonds.....	61
Note 9 - Revenue Bonds, Notes, and State Agency Reimbursables.....	62
Note 10 - Defeased Issues, Advance Refunding of Bonds.....	64
Note 11 - Changes in General Long-Term Debt Account Group.....	66
Note 12 - Reconciliation of Changes in the General Long-Term Debt Account Group.....	67
Note 13 - Property, Plant, and Equipment.....	67
Note 14 - Segment Information - Special Revenue Funds.....	68
Note 15 - Segment Information - Enterprise Funds.....	69
Note 16 - Contingencies.....	69
Note 17 - Comparative Data - Fiscal Reporting Period.....	71
Note 18 - Other Disclosures.....	72
Note 19 - Component Unit Condensed Financial Statements.....	73
Note 20 - Subsequent Events.....	74
Combining, Individual Fund Financial Statements, and Account Groups	
General Fund	
Balance Sheet.....	75
Statement of Revenues, Expenditures, and Changes in Fund Balance.....	76
Special Revenue Funds	
Combining Balance Sheet.....	78
Combining Statement of Revenues, Expenditures, and Changes in Fund Balances.....	80
Combining Schedule of Revenues, Expenditures, and Changes in Fund Balances - Budget and Actual (Non-GAAP Basis).....	82
Debt Service Funds	
Combining Balance Sheet.....	86

State of Louisiana

Combining Statement of Revenues, Expenditures, and Changes in Fund Balances.....	87
Combining Schedule of Revenues, Expenditures, and Changes in Fund Balances - Budget and Actual (Non-GAAP Basis).....	88
Capital Projects Funds	
Combining Balance Sheet.....	89
Combining Statement of Revenues, Expenditures, and Changes in Fund Balances.....	90
Enterprise Funds	
Combining Balance Sheet.....	92
Combining Statement of Revenues, Expenses, and Changes in Retained Earnings.....	94
Combining Statement of Cash Flows.....	96
Schedule of Revenues and Expenses Budget and Actual (Non-GAAP Basis).....	99
Internal Service Funds	
Combining Balance Sheet.....	100
Combining Statement of Revenues, Expenses, and Changes in Retained Earnings.....	102
Combining Statement of Cash Flows.....	104
Combining Schedule of Revenues and Expenses Budget and Actual (Non-GAAP Basis).....	108
Fiduciary Funds	
Fiduciary Fund Types Combining Balance Sheet.....	115
Expendable Trust Funds Combining Balance Sheet.....	116
Expendable Trust Funds Combining Statement of Revenues, Expenditures, and Changes in Fund Balances	118
Nonexpendable Trust Funds Combining Balance Sheet.....	120
Nonexpendable Trust Funds Combining Statement of Revenues, Expenses, and Changes in Fund Balances.....	121
Nonexpendable Trust Funds Combining Statement of Cash Flows.....	122
Pension Trust Funds Combining Statement of Plan Net Assets.....	124
Agency Funds Combining Balance Sheet.....	125
Agency Funds Combining Statement of Changes in Assets and Liabilities.....	126
General Fixed Assets Account Group	
Schedule of General Fixed Assets by Function.....	129
Schedule of Changes in General Fixed Assets by Function.....	129
General Long Term-Debt Account Group	
Schedule of Changes in Long-Term Debt.....	131
College and University Funds	
Combining Balance Sheet.....	134
All Discretely Reported Component Units	
Combining Balance Sheet.....	138
Combining Statement of Revenues, Expenditures, and Changes in Fund Balances.....	142
Combining Statement of Revenues, Expenses, and Changes in Retained Earnings/Fund Balances.....	144
Combining Statement of Cash Flows.....	148

STATISTICAL SECTION

Miscellaneous Statistics.....	153
General Revenues By Source - All Funds Last Ten Years.....	154
General Governmental Expenditures by Function - All Funds Last Ten Years.....	164

State of Louisiana

Revenue Dollar - Where the Money Came From During Fiscal Year 1996-97.....	166
Expenditure Dollar - Where the Money Was Spent During Fiscal Year 1996-97.....	167
Tax Rate by Major Sources of Revenue.....	168
Ratio of General Obligation Annual Debt Service Expenditures to General Governmental Expenditures for the Last Ten Years.....	170
College and University Revenue Bonds for the Last Ten Years.....	170
Bank Deposits and Individual Internal Revenue Service Collections for the Last Ten Calendar Years.....	171
25 Largest Private Employers in Louisiana as of the First Quarter, 1997.....	171
Population and Employment Trends for the Last Ten Calendar Years.....	172
Personal Income and Gross State Product in Current Dollars and Adjusted for Inflation for the Last Ten Calendar Years.....	172
Revenue Bond Coverage for the Last Five Fiscal Years.....	173
Total Public Education Enrollment Public Schools, Colleges, and Universities for the Last Ten School Years.....	174
Value of First Sales of Agricultural, Fisheries, Game and Timber Products for the Last Ten Calendar Years.....	174
Debt Service Requirements per Capita and General Obligation Debt Per Capita for the Last Ten Years.....	175
Ratio of Debt Service Requirements to Assessed Value and Fair Market Value of All Taxable Property for the Last Ten Years.....	175
Acknowledgments.....	176





STATE OF LOUISIANA
DIVISION OF ADMINISTRATION
OFFICE OF THE COMMISSIONER

M. J. "MIKE" FOSTER, JR.
GOVERNOR

MARK C. DRENNEN
COMMISSIONER OF ADMINISTRATION

February 27, 1998

To: The Governor, Members
of the Legislature, and the People
of the State of Louisiana:

It is my privilege to present the Louisiana Comprehensive Annual Financial Report (CAFR) which represents the financial condition of the State of Louisiana for the fiscal year ended June 30, 1997. The report is prepared in conformity with Generally Accepted Accounting Principles (GAAP), as prescribed by the Governmental Accounting Standards Board (GASB).

The CAFR was prepared by the Division of Administration, Office of Statewide Reporting and Accounting Policy, pursuant to Section 80 of Title 39 of the Louisiana Revised Statutes, which requires the preparation of a comprehensive annual financial report in conformity with generally accepted accounting principles.

The Division of Administration is responsible for the accuracy of the data presented and the completeness and fairness of its presentation, including all disclosures. To the best of our knowledge and belief, the data presented are accurate in all material respects and are reported in a manner designed to **present fairly the financial position and results of operations of the various funds and account groups of the State of Louisiana**. All disclosures necessary to enable the reader to gain an understanding of the State's financial activities have been included.

The State's General Purpose Financial Statements include all funds and account groups comprised in the State's legal entity or primary government. The State's reporting entity also comprises its component units for which the elected officials of the state's primary government are financially accountable. We followed the criteria established in GASB Statement No. 14, The Financial Reporting Entity, to determine the organizations for which the State is financially accountable. Note 1A to the financial statements explains the financial activities included in the State's reporting entity.

The CAFR includes the following: an introductory section; a financial section that presents the General Purpose Financial Statements, combining financial statements, supporting schedules, and fund descriptions; and a statistical section that presents financial, economic, and demographic data for Louisiana.

OFFICE OF THE COMMISSIONER • POST OFFICE BOX 94095 • STATE CAPITOL ANNEX • BATON ROUGE, LA 70804-9095
(504) 342-7000 • FAX (504) 342-1057
AN EQUAL OPPORTUNITY EMPLOYER

Financial Presentation

The fund classification used to present the data in the financial statements is prescribed by the GASB. This system was developed to improve the comparability of financial reports of different governmental units. Four categories are used to classify the funds of the State's primary government and its component units: governmental, proprietary, fiduciary, and college and university. Each category reported for the primary government is divided into the following "fund types."

Governmental fund types are those through which State functions are financed. Governmental fund types include the General Fund, special revenue, debt service, and capital projects funds.

Proprietary fund types account for activities that are commercial in nature--similar to those often found in the private sector. Proprietary fund types include the enterprise and internal service funds.

Fiduciary fund types include trust funds, which account for assets held by the primary government in a trustee capacity; agency funds, which account for assets held by the primary government as an agent for individuals, private organizations, other governments and/or other funds; and pension trust funds, which account for the activities of the various state administered retirement systems.

Independent Audit

The accompanying financial statements have been audited by the Office of the Legislative Auditor. Its examination was conducted in accordance with generally accepted auditing standards and Government Auditing Standards, issued by the Comptroller General of the United States. Its opinion appears at the beginning of the financial section.

Accounting System and Budgetary Control

The State's management is responsible for establishing and maintaining internal control designed to ensure that the State's assets are protected from loss, theft, or misuse and to ensure that adequate accounting data are compiled to allow for the preparation of financial statements in conformity with GAAP. Internal controls are designed to provide reasonable, but not absolute, assurance that these objectives are met. The concept of reasonable assurance recognizes that the cost of a control should not exceed the benefits likely to be derived, and the valuation of costs and benefits requires estimates and judgments by management. All internal control evaluations occur within this framework. We believe the State's internal accounting controls adequately safeguard assets and provide reasonable assurance of proper recording of financial transactions.

The State's accounting records for general government funds, as well as the accounting records for expendable trust and agency funds, are maintained on the modified accrual basis of accounting. Revenues are recorded when measurable and available; expenditures are recorded when services or goods are received and the liability incurred. The accrual basis is used to account for proprietary, nonexpendable trust, pension trust, and college and university funds. This means that revenues are recognized when earned and expenses are recognized when incurred. Additional discussion of the budgetary and GAAP bases of accounting are presented in Note 1D to the financial statements.

Final financial control is exercised under the budgetary system. Statements are presented in conformity with GAAP and are also presented on a non-GAAP budgetary basis to demonstrate legal compliance. Differences between the two bases of accounting (GAAP vs. Non-GAAP budgetary) include: (1) entity differences--the difference between budgetary practices and the GAAP reporting entity may include organizations such as component units that are not included in the State's budget; (2) basis differences--the GAAP basis results in the reporting of accruals whereas non-GAAP budgetary basis results in the reporting of cash transactions; and (3) timing differences--the GAAP basis may include continuing appropriations, project appropriations, or automatic reappropriations. A reconciliation between the GAAP basis and non-GAAP budgetary basis fund balances is presented in Note 1D to the financial statements.

Cash Management

In Louisiana, with the exception of certain organizations within the State's reporting entity that have independent powers to manage and invest their funds, the State Treasurer is responsible for managing the State's cash and investments. During fiscal year 1997, cash management and investment transactions made by the State Treasurer included checking accounts, certificates of deposit with qualified depositories, U.S. government and agency obligations, commercial paper, repurchase agreements, and security lending agreements. Legal requirements for the investment of funds maintained by the State Treasurer are discussed in Note 3 to the financial statements.

For fiscal year 1997, the Treasury earned \$117,169,914 on its fixed-income investments for the General Fund. The investments earned a rate of return of 5.42%, which represents a 7.5% increase over the previous year. This compares with the fiscal year 1996 return of 5.04% with earnings of \$90,473,635. By comparison, the three-month Treasury Bill yield averaged 5.17% and the six-month Treasury Bill averaged 5.37%.

The fixed-income and equity investments of the Louisiana Education Quality Trust Fund (LEQTF) earned a total rate of return of 10.50% for the 1997 fiscal year, compared with 5.79% for the 1996 fiscal year. This represents an 81% increase over the previous year. These higher returns represent the more diversified investments included in LEQTF.

General Governmental Functions

The following schedule presents a summary of revenues, recorded on the modified accrual basis, for the governmental fund types (general, special revenue, debt service, and capital projects) for the fiscal year ended June 30, 1997, and the amount and percentage increases and decreases in relation to prior year's revenues (in millions).

<i>Revenues</i>	<i>FY 1997 Amount</i>	<i>Percent of Total</i>	<i>Increase (Decrease) from FY 1996</i>	<i>Percentage Increase/(Decrease) from FY 1996</i>
<i>Income Taxes</i>	\$ 1,649	13.2%	\$ 160	10.7%
<i>Sales Taxes</i>	2,214	17.7	16	0.7
<i>Corporate and Public Utility Taxes</i>	247	2.0	7	2.9
<i>Motor Vehicle Fuel Taxes</i>	431	3.5	(59)	(12.0)
<i>Other Taxes</i>	825	6.6	126	18.0
<i>Gaming</i>	409	3.3	15	3.8
<i>Licenses, Permits and Fees</i>	465	3.7	(50)	(9.7)
<i>Sales, Services and Charges</i>	497	4.0	(51)	(9.3)
<i>Federal Government</i>	4,790	38.2	(82)	(1.7)
<i>Royalties & Rentals on State Lands</i>	332	2.7	31	10.3
<i>Interest Income</i>	149	1.2	27	22.1
<i>Other</i>	<u>493</u>	<u>3.9</u>	<u>101</u>	<u>25.8</u>
<i>Total</i>	<u>\$12,501</u>	<u>100.0%</u>	<u>\$241</u>	<u>2.0</u>

Louisiana's improving economy and the growth of individual salaries are the main reasons for the increase in income taxes. Additional filings, early remittances of taxes due, and an increase in the number of estimated tax payments received account for most of the increase in other taxes. The decrease in Federal revenues reflects the continued decline in Medicaid payments to the state. Other revenues show a marked increase due primarily to increased revenues reported by the State's boards and commissions.

Expenditures for governmental fund types, presented on the modified accrual basis, for the fiscal year ended June 30, 1997, and the amount and percentage increases and decreases in relation to prior year's expenditures are shown below for the functions of general government (in millions).

<i>Expenditures</i>	<i>FY 1997 Amount</i>	<i>Percent of Total</i>	<i>Increase (Decrease) from FY 1996</i>	<i>Percentage Increase/(Decrease) from FY 1996</i>
<i>General Government</i>	725	6%	(2)	-%
<i>Culture, Recreation and Tourism</i>	41	-	6	17
<i>Transportation and Development</i>	245	2	8	3
<i>Public Safety</i>	155	1	(23)	(13)
<i>Health and Welfare*</i>	4,627	39	(242)	(5)
<i>Corrections</i>	407	4	29	8
<i>Conservation</i>	166	1	23	16
<i>Education</i>	2,854	24	156	6
<i>Intergovernmental</i>	457	4	72	19
<i>Other</i>	3	-	(38)	(93)
<i>Capital Outlay</i>	642	5	(23)	(3)
<i>Debt Service</i>	1,019	9	376	58
<i>Insurance Operations</i>	611	5	33	6
<i>Total</i>	<u>\$11,952</u>	<u>100%</u>	<u>375</u>	3

*GASB Statement 24 requires that state governments report food stamps issued as expenditures. Totals for Health and Welfare reflect \$537 million and \$603 million for fiscal years 1997 and 1996 respectively.

Decreases in the adjusted expenditures in the Health and Welfare category reflect the continued decrease in Medicaid funding as well as a decrease in food stamp expenditures. Reflecting goals and initiatives of the current administration, education expenditures have increased as have expenditures for debt service. Utilizing the unreserved, undesignated fund balance from fiscal year 1996, approximately \$353 million in general obligation bonds were defeased and the liability removed from the books of the state. Additional information on the early retirement of state debt can be found in Note 10 to the financial statements.

An additional analysis of revenues and expenditures for all governmental funds reported for fiscal year 1997 is shown in the graphic presentations that follow this letter.

General Fund

Many State programs are accounted for in the General Fund, which reported the following (in thousands):

	<i>Balance as of June 30, 1997</i>	<i>Increase (Decrease) from FY 1996</i>	<i>Percentage Increase/(Decrease) from FY 1996</i>
<i>Unreserved/Undesignated Fund Balance</i>	135,014	(200,979)	(59.8)%
<i>Total Fund Balance</i>	557,312	(47,541)	(7.9)
<i>Total Revenues</i>	4,537,410	(78,696)	(1.7)
<i>Total Expenditures</i>	10,555,675	224,010	2.2

The decrease in the General Fund unreserved/undesignated fund balance is due partially to dramatic increases in amounts reserved for encumbrances and especially in the reserves for other specific purposes.

Proprietary and Fiduciary Funds

The State's enterprise funds reported retained earnings of \$168 million, as of June 30, 1997, compared with \$133 million in retained earnings, as of June 30, 1996. These changes are primarily the result of improved operations for the Municipal Facilities Revolving Loan Fund and the creation of the Drinking Water Revolving Loan Fund in the Department of Environmental Quality.

Internal service funds reported retained earnings of \$27 million, at June 30, 1997, compared with retained earnings of \$26 million, reported at June 30, 1996, an increase of 2.6%. Operating revenues for the internal service funds increased to \$78.4 million in fiscal year 1997 from \$76.2 million in fiscal year 1996, and operating expenses increased to \$77.8 million in fiscal year 1997 from \$74.7 million in fiscal year 1996.

Fund balances in the expendable trust funds increased approximately 11.5% to \$1.355 billion, as of June 30, 1997, from \$1.216 billion, as of June 30, 1996. Revenue for the expendable trust funds rose to \$287 million in fiscal year 1997 from \$283 million in fiscal year 1996; expenditures remained relatively stable at \$151 million in both fiscal years 1997 and 1996.

Fund balances in the nonexpendable trust funds increased approximately 3% to \$742 million, as of June 30, 1997, from \$720 million, as of June 30, 1996. Revenue for the nonexpendable trust funds rose to \$1.8 million in fiscal year 1997 from \$1.5 million in fiscal year 1996; operating expenses decreased by less than \$200,000 from the prior year.

The pension trust funds' net assets held in trust for pension benefits totaled approximately \$15.4 billion at June 30, 1997, compared with \$13.2 billion at June 30, 1996, a 16% increase.

Debt Administration

Louisiana Revised Statutes (LRS) 39:1365(25) and 39:1402(D) limit the authorization and issuance, respectively, of general obligation bonds. This serves as a legal debt limit. As of June 30, 1997, Louisiana's authorized limit was \$13,722,258,000; total general obligation bonds authorized totaled \$1,932,390,000, or 14.08%, of the bond authorization limit. LRS 39:1367 requires the State Bond Commission establish an annual limit on the issuance of net state-tax supported debt. For fiscal year 1997, the limit on net state tax- supported debt is 10.60% of estimated General Fund and dedicated funds revenues as established by the Revenue Estimating Conference. At June 30, 1997, total net state tax-supported debt paid was \$452,463,206, or 7.77%. Additional information on the derivation of the issuance and debt limits is provided in Note 7 to the financial statements.

The ratios of general obligation bond debt service requirements to assessed property value, to market value of taxable property, and to the total state population are considered useful indicators of the State's debt position. Data shown below do not include self-supporting general obligation debt, and have been reduced for reimbursements from colleges and local governments. Based on an estimate of projected population, we anticipate the general obligation debt service per capita for fiscal year 1997 to be approximately \$622, slightly over half of the \$1,177.09 high reported in fiscal year 1986. This represents a decrease in debt service of \$555 for each man, woman, and child in Louisiana and is only one result of the goals and initiatives established by this administration.

<i>Year</i>	<i>State-Supported General Obligation Debt Service Requirements to Maturity</i>	<i>General Obligation Debt Service Per Capita</i>	<i>Ratio of General Obligation Debt Service to Assessed Value of Taxable Property</i>	<i>Ratio of General Obligation Debt Service to Fair Market Value of Taxable Property</i>
1997	\$2,723,231	*	*	*
1996	2,941,714	676.10	22.2%	2.0%
1995	3,377,945	777.97	27.9	2.6
1994	3,494,583	809.87	29.2	2.7
1993	3,560,631	829.02	32.0	2.8
1992	3,687,077	860.06	34.1	3.0
1991	3,753,844	882.84	34.8	3.0
1990	3,871,193	917.34	36.3	3.1
1989	4,278,095	976.29	39.8	3.4
1988	4,690,790	1,064.15	44.6	3.8

* Current year statistics are unavailable at this time.

Louisiana's bond ratings for general obligation debt are A- from Standard and Poor's; A3 from Moody's, which represents an upgrade from last year's rating of Baa1; and A from Fitch Investors Service, L.P.

Retirement Systems

State employees may be eligible to participate in the Louisiana State Employees' Retirement System, the Teachers' Retirement System of Louisiana, the Louisiana School Employees' Retirement System, or the Louisiana State Police Retirement System, depending on their employing agency. Further information on the State's retirement systems can be found in Note 4 to the financial statements.

Risk Management

The State's primary government, through the Office of Risk Management, retains risk for property, casualty and workers' compensation insurance, as well as coverage for all state property with virtually no upper limits. Auto liability,

comprehensive and collision coverage is provided for the state's fleet. Other coverage, such as bonds, crime, aviation, and marine insurance is provided as needed. Note 16A to the financial statements provides additional information about the State's risk management operations.

Economic Overview and Outlook

This is the tenth year that Louisiana has experienced employment growth; the last five of those years have shown record-setting employment; and conditions are ideal to continue this record-setting trend. Growth in the real gross domestic product for the United States should produce the longest peace-time boom period in the country's history. This expansion should have little impact on inflation rates, which should stay below 3%, or on interest rates, which should rise only slightly.

A boom in the oil and gas extraction and chemical sectors is expected to lead to employment growth for these sectors and cause similar expansion in related sectors, such as the industrial construction, shipbuilding, fabricated metals, and machinery manufacturing sectors. Manufacturing employment is also predicted to rise over the next two years, but the biggest increases will be in the services and trades sectors. The textile and apparel sectors continue to be the Louisiana industries most adversely affected by the North American Free Trade Agreement and the General Agreements on Tariffs and Trade. Overall, 56,000 new jobs are projected in Louisiana over the next two years.

As a result of continuing gains in employment, Louisiana's population continues to increase at the rate of about 0.5% per year, as compared to the national increase of 0.9% per year. Population information is based on estimates from the U.S. Census Bureau, and our major concern is that these estimates are significantly understated; we will have to wait until the census of 2000 before we will know.

As reported last year, Louisiana's personal income continues to grow and is projected to continue this rise for the next two years. This upward movement is also reflected in the per capita income of Louisiana residents. In 1987, Louisiana was ranked 47th in per capita income; we now rank 40th among the 50 states, a dramatic rise in ten years. In terms of real, or inflation adjusted, per capita income, we are much better off than our grandparents. Since 1960 real per capita income in Louisiana has increased 154%. This trend in increasing real per capita income is projected to continue for far longer than the two year projection period.

This economic discussion is from the executive summary of The Louisiana Economic Outlook: 1998 and 1999, by Loren C. Scott, James A. Richardson and A.M.M. Jamal, published in September 1997.

Major Initiatives and Projects

Act 1465 of the 1997 Legislature, the Louisiana Government Performance and Accountability Act, mandates performance-based budgeting. Strategic planning, operational planning, and performance reporting are required of all executive branch agencies. The Division of Administration is also required to establish and maintain a performance database to track compliance. A system of rewards and penalties based on variance from expected results is authorized in the act and will take effect in the 1999-2000 fiscal year. Legislative leaders from the House Appropriations Committee and the Senate Finance Committee have expressed their commitment to relating funding to expected performance.

Performance budgeting efforts will be enhanced by Act 1403 of the same session, which authorizes the Office of Planning and Budget to present the Governor's budget estimate to the legislature in two parts. The first will be a concise, user-friendly Executive Budget containing key financial and performance data. The second will be a detailed Executive Budget supporting document that will provide extensive financial and performance information supporting the Governor's budget recommendations.

The Louisiana Workforce Commission, also created during the 1997 legislative session, is to coordinate workforce development programs and activities located throughout state government. Under the provisions of the act, each agency responsible for workforce development programs is required to submit an annual operational plan for each workforce development program that it administers to the commission for review and approval. Currently, participating departments and agencies include the Department of Economic Development, Department of Public Safety and Corrections, Department of Social Services, Department of Labor, Department of Health and Hospitals, Department of Education, State Board of Elementary and Secondary Education, Board of Regents, Department of Veterans Affairs, Office of Lifelong Learning, Office of Workforce Development, Office of Elderly Affairs, and the Office of Women's Services.


Additional Information

The Office of Statewide Reporting and Accounting Policy, in cooperation with the Office of Information Services, provides access to the Louisiana Comprehensive Annual Financial Report on the Internet. Currently, the three most recent years are already available at <http://www.state.la.us/osrap/cafr.htm>. The 1997 CAFR should be available on the Internet during the spring of 1998.

Acknowledgments

I wish to express my appreciation to the financial officers and accountants throughout Louisiana state government whose cooperation and assistance have made this report possible. I would also like to extend special thanks to the staff of the Office of Statewide Reporting and Accounting Policy. Their dedication, professionalism, and expertise have seen them through the establishment of a new accounting system and the final close of the former system; their commitment to maintaining the highest standards of accountability in financial reporting and willingness to go the extra mile have ensured that this document remains a quality product.

Respectfully submitted,

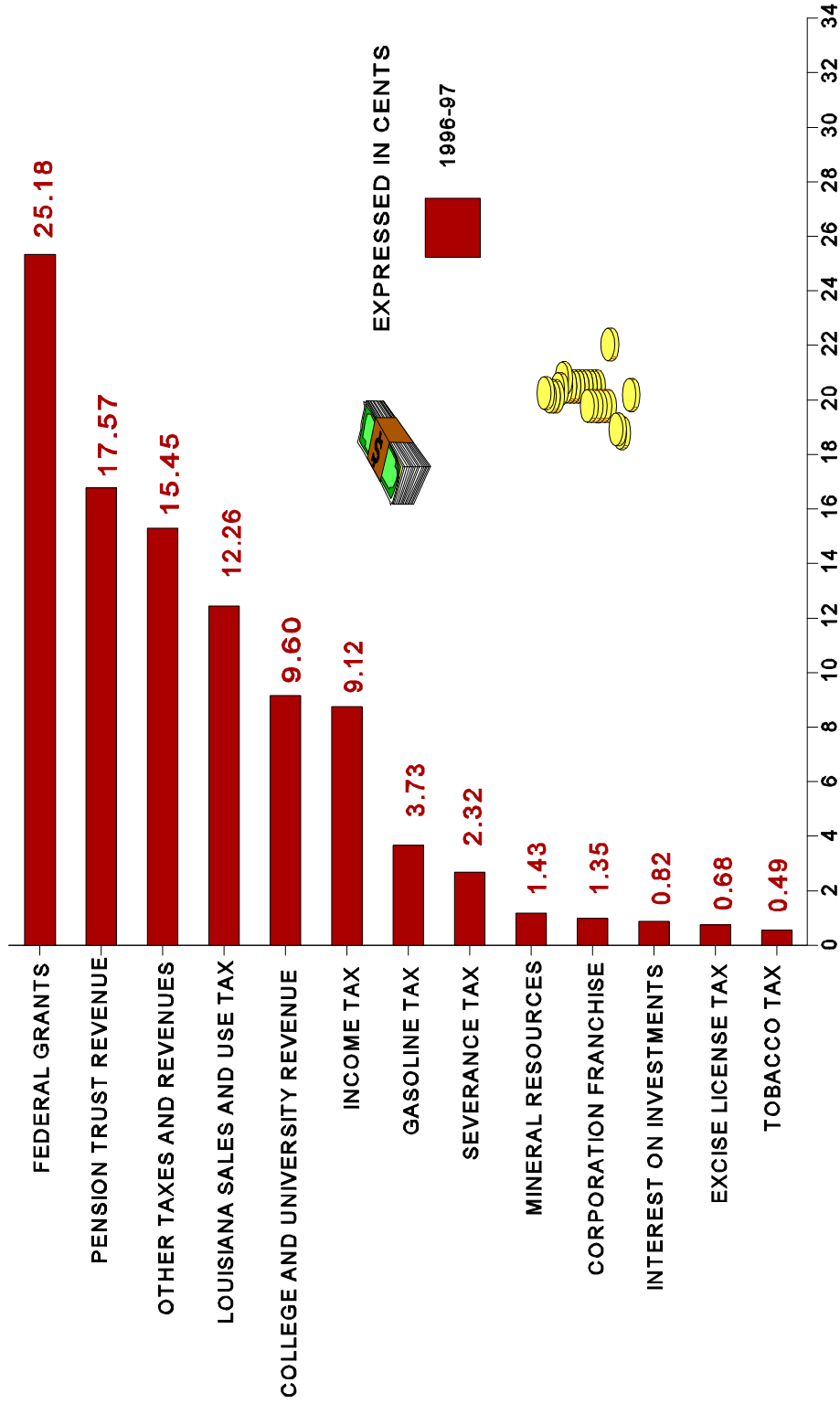


Mark C. Drennen
Commissioner of Administration

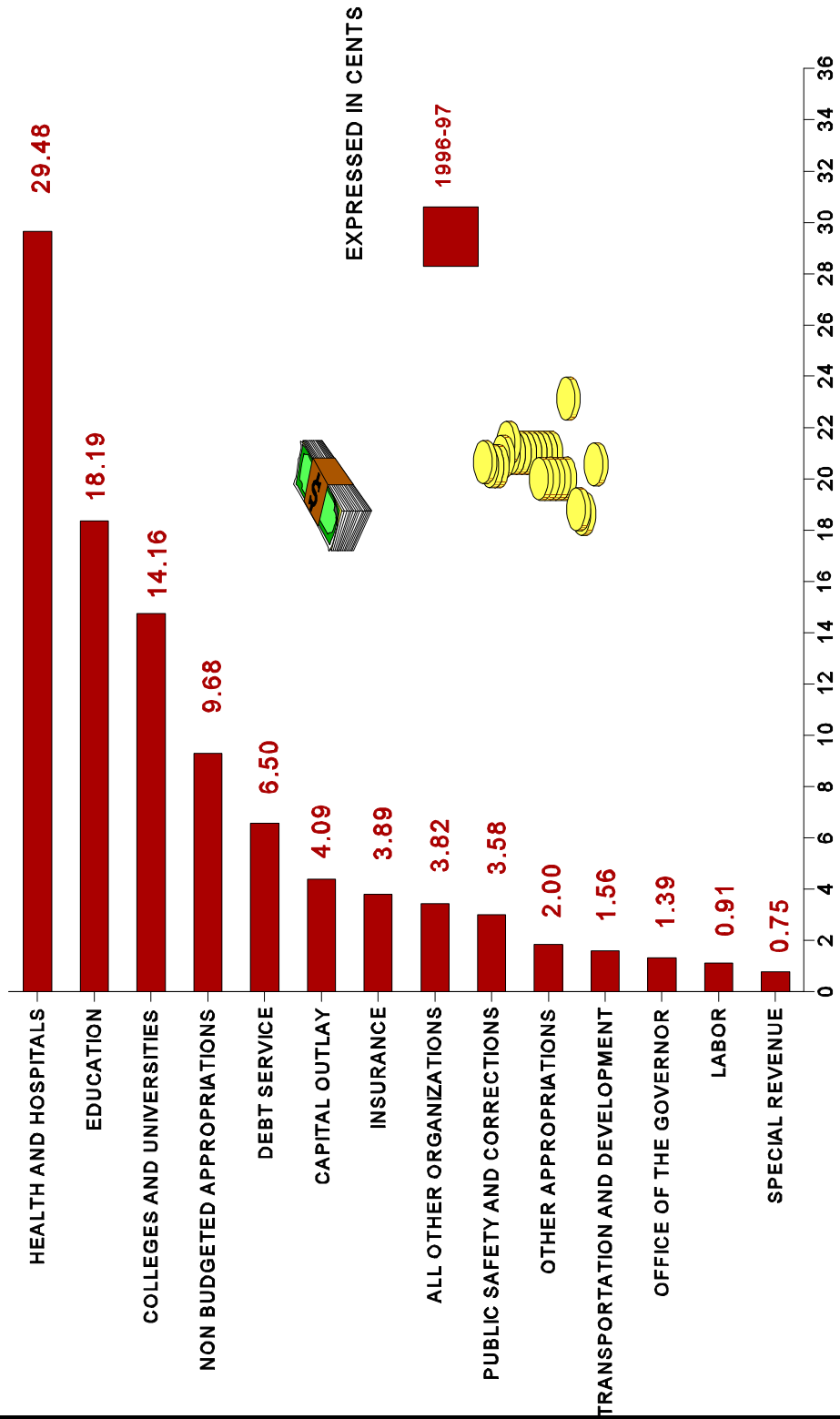
MCD:WJK:fhk



REVENUE DOLLARS (WHERE THE MONEY CAME FROM), ALL FUNDS, DURING FISCAL YEAR 1996-97



EXPENDITURE DOLLARS, (WHERE THE MONEY WAS SPENT), ALL FUNDS, DURING FISCAL YEAR 1996-97



State of Louisiana

PRINCIPAL OFFICIALS

Executive (Elected)

M. J. (Mike) Foster, Jr.
Governor

Kathleen B. Blanco
Lieutenant Governor

W. Fox McKeithen
Secretary of State

Richard P. Ieyoub
Attorney General

Ken Duncan
Treasurer

Bob Odom
Commissioner of Agriculture

James H. (Jim) Brown
Commissioner of Insurance

Jerry M. Fowler
Commissioner of Elections

Lawrence St. Blanc
Executive Secretary of Public
Service Commission

Legislative (Elected)

H. B. (Hunt) Downer, Jr.
Speaker of the House of Representatives

Randy L. Ewing
President of the Senate

Judicial (Elected)

Pascal F. Calogero, Jr.
Chief Justice of the Supreme
Court of Louisiana

Executive (Appointed)

Cecil J. Picard
State Superintendent of Education

Kevin P. Reilly, Sr.
Secretary of Economic Development

Philip J. Jones
Secretary of Culture, Recreation and Tourism

J. Dale Givens
Secretary of Environmental Quality

Bobby P. Jindal
Secretary of Health and Hospitals

Madlyn B. Bagneris
Secretary of Social Services

Garey J. Forster
Secretary of Labor

Jack C. Caldwell
Secretary of Natural Resources

Richard L. Stalder
Secretary of Public Safety and Corrections

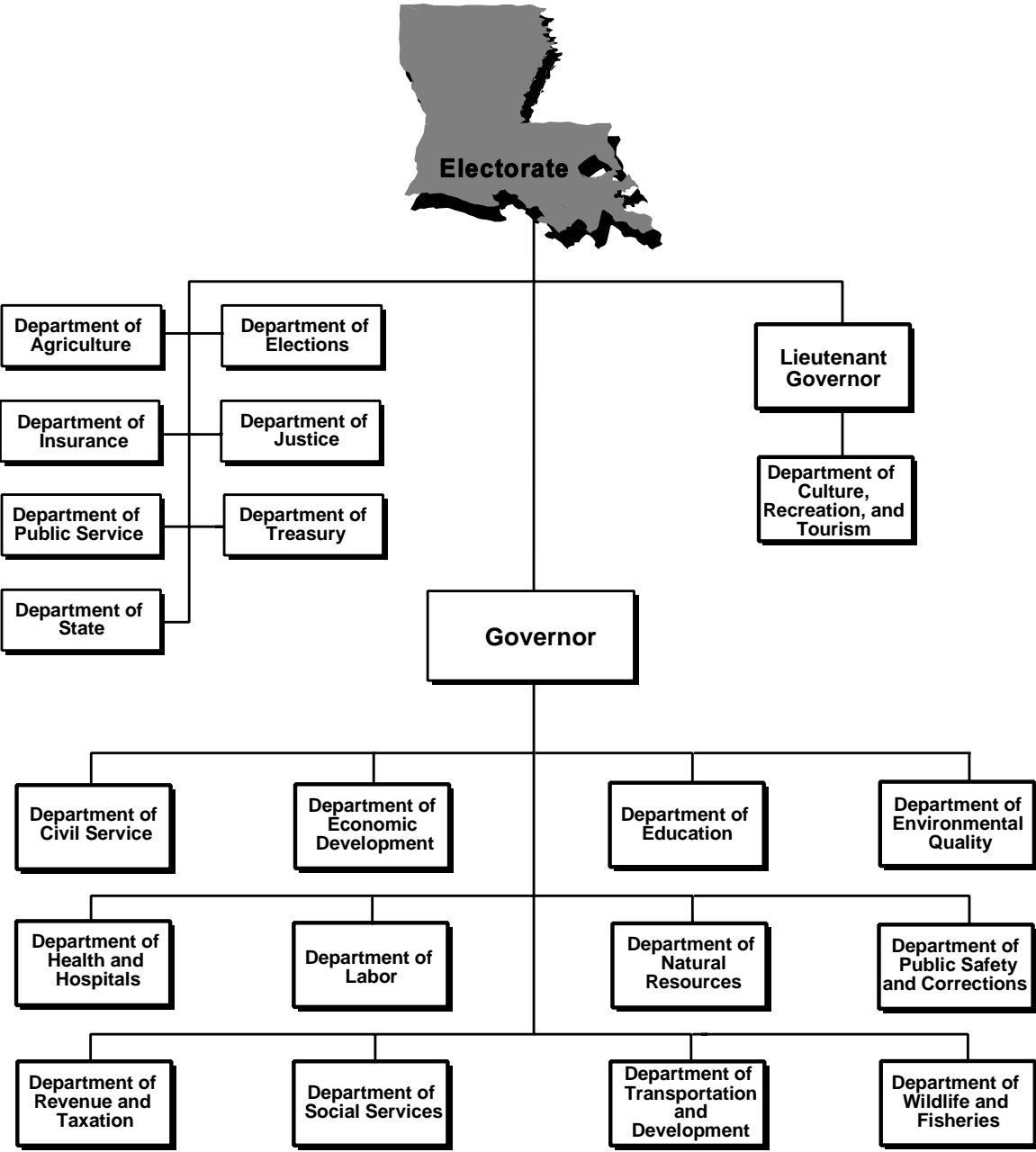
John N. Kennedy
Secretary of Revenue and Taxation

Frank M. Denton
Secretary of Transportation and Development

James H. Jenkins, Jr.
Secretary of Wildlife and Fisheries

Allen Reynolds
Director of State Civil Service

ORGANIZATIONAL CHART







OFFICE OF
LEGISLATIVE AUDITOR
STATE OF LOUISIANA
BATON ROUGE, LOUISIANA 70804-9397

DANIEL G. KYLE, PH.D., CPA, CFE
LEGISLATIVE AUDITOR

1600 NORTH THIRD STREET
POST OFFICE BOX 94397
TELEPHONE: (504) 339-3800
FACSIMILE: (504) 339-3870

February 27, 1998

Independent Auditor's Report

Honorable Murphy J. "Mike" Foster, Jr., Governor
Honorable Randy L. Ewing, President, and
Members of the Senate
Honorable H.B. "Hunt" Downer, Jr., Speaker, and
Members of the House of Representatives
State of Louisiana

We have audited the accompanying general purpose financial statements of the State of Louisiana, as of and for the year ended June 30, 1997, as listed in the foregoing table of contents. These general purpose financial statements are the responsibility of management of the State of Louisiana. Our responsibility is to express an opinion on these general purpose financial statements based on our audit.

We did not audit the general purpose financial statements of certain component units of government included within the general purpose financial statements of the State of Louisiana, which represent the following percentages of total assets and revenues and other financing sources:

<u>Fund</u>	<u>Percent of Total Assets</u>	<u>Percent of Total Revenues and Other Financing Sources</u>
Special Revenue	1.0%	0.7%
Pension Trust	100%	100%
Discretely Presented Component Units	84.2%	87.5%

Those financial statements were audited by other auditors whose reports have been furnished to us, and our opinion, insofar as it relates to the amounts included for the previously mentioned funds, is based solely upon the reports of the other auditors.

Except as discussed in the following paragraph, we conducted our audit in accordance with generally accepted auditing standards and the standards applicable to financial audits contained in *Government Auditing Standards*, issued by the Comptroller General of the United States. Those standards require that we plan and perform the audit to obtain reasonable

LEGISLATIVE AUDITOR

February 27, 1998

Page Two

assurance about whether the financial statements are free of material misstatement. An audit includes examining, on a test basis, evidence supporting the amounts and disclosures in the financial statements. An audit also includes assessing the accounting principles used and significant estimates made by management, as well as evaluating the overall financial statement presentation. We believe that our audit and the reports of the other auditors provide a reasonable basis for our opinion.

The state's General Fund financial statements include an unexplained reconciling item of approximately \$2 million that is adjusted through revenue to make the Combined Balance Sheet and the Combined Statement of Revenues, Expenditures, and Changes in Fund Balances reconcile. Because this item cannot be identified, its effect on assets, liabilities, fund balance, revenues, and expenditures cannot be determined.

In our opinion, based on our audit and the reports of other auditors, except for the effects of the unexplained reconciling item as discussed in the preceding paragraph, the general purpose financial statements referred to previously present fairly, in all material respects, the financial position of the State of Louisiana as of June 30, 1997, and the results of its operations, the cash flows of its proprietary fund types and nonexpendable trust funds, the changes in plan net assets of its pension trust funds, and the changes in fund balances of the college and university funds for the year then ended, in conformity with generally accepted accounting principles.

In accordance with *Government Auditing Standards*, a report on our consideration of the state's internal control over financial reporting and our tests of its compliance with certain provisions of laws, regulations, contracts, and grants will be issued under separate cover. Included in this separate report is the Schedule of Expenditures of Federal Awards required by U.S. Office of Management and Budget Circular A-133, *Audits of States, Local Governments, and Non-Profit Organizations*, which is not a required part of the state's general purpose financial statements.


Our audit was performed for the purpose of forming an opinion on the general purpose financial statements taken as a whole. The accompanying combining and individual fund financial statements and related schedules listed in the table of contents are presented for the purpose of additional analysis and are not a required part of the general purpose financial statements of the State of Louisiana. Except for the matter discussed previously relating to an unexplained reconciling item in the General Fund, such information has been subjected to the procedures applied in the audit of the general purpose financial statements. In our opinion, based on our audit and the reports of the other auditors, except for the effects of the unexplained General Fund reconciling item, as described previously, such information is fairly stated, in all material respects, in relation to the general purpose financial statements taken as a whole.

LEGISLATIVE AUDITOR

February 27, 1998
Page Three

The introductory section and the statistical section listed in the table of contents were not audited by us, and, accordingly, we do not express an opinion thereon.

Respectfully submitted,

A handwritten signature in black ink that reads "Daniel G. Kyle". The signature is written in a cursive style with a large initial "D".

Daniel G. Kyle, CPA, CFE
Legislative Auditor

DSP:PEP:dl

[CAFROPIN]





State of Louisiana

COMBINED BALANCE SHEET ALL FUND TYPES, ACCOUNT GROUPS, AND DISCRETELY PRESENTED COMPONENT UNITS

JUNE 30, 1997

(EXPRESSED IN THOUSANDS)

	GOVERNMENTAL FUND TYPES			
	GENERAL	SPECIAL REVENUE	DEBT SERVICE	CAPITAL PROJECTS
ASSETS AND OTHER DEBITS				
ASSETS:				
CASH AND CASH EQUIVALENTS (NOTE 3A)	\$ 437,509	\$ 879,930	\$ 213,887	\$ 431,013
INVESTMENTS (NOTE 3B)	14,263	70,677	48,168	--
RECEIVABLES	88,788	11,486	613,809	163
NOTES RECEIVABLE	--	--	--	--
DUE FROM OTHER FUNDS (NOTE 2A)	594,682	170,314	152,550	209,031
DUE FROM FEDERAL GOVERNMENT	496,480	32,102	--	--
PREPAYMENTS	--	--	--	--
INVENTORIES (NOTE 1E)	152,953	--	--	--
OTHER ASSETS	343	215	--	2,196
RESTRICTED ASSETS:				
CASH	--	--	--	--
INVESTMENTS	--	--	--	--
RECEIVABLES	--	--	--	--
DIRECT FINANCING LEASE PAYMENTS RECEIVABLE	--	--	--	--
PROPERTY, PLANT AND EQUIPMENT (NET WHERE APPLICABLE) (NOTE 13)	--	--	--	--
ASSETS UNDER CAPITAL LEASES	--	--	--	--
OTHER DEBITS:				
AMOUNT AVAILABLE FOR DEBT SERVICE	--	--	--	--
AMOUNT TO BE PROVIDED FOR COMPENSATED ABSENCES	--	--	--	--
AMOUNT TO BE PROVIDED FOR RETIREMENT OF GENERAL LONG TERM DEBT	--	--	--	--
TOTAL ASSETS AND OTHER DEBITS	\$ 1,785,018	\$1,164,724	\$1,028,414	\$ 642,403
LIABILITIES, EQUITY, AND OTHER CREDITS				
LIABILITIES:				
ACCOUNTS PAYABLE AND ACCRUALS	\$ 716,419	\$ 983	\$ 2,489	\$ 463
CONTRACTS AND RETAINAGE PAYABLE	--	--	--	67,266
COMPENSATED ABSENCES PAYABLE (NOTE 1F)	--	--	--	--
INVESTMENT COMMITMENTS PAYABLE	--	--	--	--
NOTES PAYABLE	--	--	--	--
OTHER PAYABLES	10,832	--	151,944	--
DUE TO FEDERAL GOVERNMENT	37,204	--	177	--
DUE TO OTHER FUNDS (NOTE 2A)	286,097	125,262	668,313	587
DEFERRED REVENUES	114,393	--	--	--
DUE TO LOCAL GOVERNMENTS	--	31,150	--	--
AMOUNTS HELD IN CUSTODY FOR OTHERS	--	--	--	--
OBLIGATIONS UNDER SECURITIES LENDING PROGRAMS	--	--	--	--
LIABILITIES PAYABLE FROM RESTRICTED ASSETS	--	--	--	--
OBLIGATIONS UNDER CAPITAL LEASE (NOTE 6C)	--	--	--	--
BONDS PAYABLE	--	--	2,011	--
ESTIMATED LIABILITIES FOR CLAIMS	62,761	--	--	--
OTHER LIABILITIES	--	4,581	--	34
TOTAL LIABILITIES	1,227,706	161,976	824,934	68,350
EQUITY AND OTHER CREDITS:				
INVESTMENT IN FIXED ASSETS	--	--	--	--
CONTRIBUTED CAPITAL	--	--	--	--
RETAINED EARNINGS: RESERVED	--	--	--	--
UNRESERVED	--	--	--	--
FUND BALANCES:				
RESERVED FOR DEBT SERVICE	--	--	34,352	--
RESERVED FOR INVENTORIES	69,609	--	--	--
RESERVED FOR PENSION BENEFITS	--	--	--	--
RESERVED FOR ENCUMBRANCES	47,474	82,457	--	--
RESERVED FOR CONSTRUCTION	--	--	169,128	574,053
OTHER RESERVES (NOTE 5)	305,215	327,022	--	--
UNRESERVED: DESIGNATED (NOTE 5)	--	14,930	--	--
UNDESIGNATED	135,014	578,339	--	--
TOTAL EQUITY AND OTHER CREDITS	557,312	1,002,748	203,480	574,053
TOTAL LIABILITIES, EQUITY, AND OTHER CREDITS	\$ 1,785,018	\$1,164,724	\$1,028,414	\$ 642,403

The notes to the financial statement are an integral part of this statement.

State of Louisiana

PRIMARY		GOVERNMENT		ACCOUNT GROUPS			COLLEGE AND UNIVERSITY FUNDS	COMPONENT UNITS
PROPRIETARY		FIDUCIARY		GENERAL	GENERAL	LONG		
FUND TYPES	FUND TYPES	TRUST AND	FIXED ASSETS	TERM DEBT				
ENTERPRISE	INTERNAL SERVICE	AGENCY FUNDS	(NOTE 13)	(NOTE 11)				
\$ 22,511	\$ 13,008	\$ 1,686,317	\$ --	\$ --			218,535	\$ 270,970
279,246	--	17,695,596	--	--			130,930	745,065
12,289	9,207	1,261,105	--	--			196,036	110,579
113,738	--	--	--	--			54,898	1,053
--	--	1,547	--	--			131,891	--
--	--	86	--	--			--	196
--	--	--	--	--			11,545	--
--	6,509	--	--	--			32,242	3,076
7,802	109	476	--	--			3,139	15,704
1	--	--	--	--			--	23,457
2,540	--	--	--	--			--	9,762
--	--	--	--	--			--	32,735
--	--	--	--	--			--	2,000
7,425	14,439	21,181	2,312,908	--			3,054,021	888,038
--	--	--	--	--			409	--
--	--	--	--	34,352			--	50,371
--	--	--	--	162,015			--	1,684
--	--	--	--	4,236,503			--	314,241
<u>\$ 445,552</u>	<u>\$ 43,272</u>	<u>\$ 20,666,308</u>	<u>\$ 2,312,908</u>	<u>\$ 4,432,870</u>			<u>\$ 3,833,646</u>	<u>\$ 2,468,931</u>
\$ 3,966	\$ 4,213	\$ 17,449	\$ --	\$ --			61,641	\$ 21,765
--	--	--	--	--			--	16,484
220	912	--	--	162,015			99,437	4,727
--	--	701,648	--	--			--	--
--	--	--	--	--			33,471	--
--	--	4,943	--	--			--	--
--	--	--	--	--			--	--
15,664	862	35,227	--	--			128,003	--
243	--	2,832	--	--			47,298	7,075
--	--	--	--	--			--	400
--	--	1,058,846	--	--			9,739	481
--	--	1,380,665	--	--			--	--
--	--	--	--	--			--	2,200
--	--	--	--	96,309			269	259
12,875	--	--	--	2,227,576			133,232	441,762
--	--	--	--	1,946,970			--	401,554
<u>241,617</u>	<u>265</u>	<u>3,501</u>	<u>--</u>	<u>--</u>			<u>4,717</u>	<u>103,661</u>
<u>274,585</u>	<u>6,252</u>	<u>3,205,111</u>	<u>--</u>	<u>4,432,870</u>			<u>517,807</u>	<u>1,000,368</u>
--	--	--	2,312,908	--			2,898,622	179,939
2,892	10,142	--	--	--			--	509,605
3,477	--	--	--	--			--	40,705
164,598	26,878	--	--	--			--	473,882
--	--	--	--	--			22,787	50,649
--	--	--	--	--			15,576	393
--	--	15,363,772	--	--			--	--
--	--	29,374	--	--			27,172	12,066
--	--	--	--	--			--	88,993
--	--	2,007,585	--	--			--	11,910
--	--	--	--	--			351,682	18,652
--	--	60,466	--	--			--	81,769
<u>170,967</u>	<u>37,020</u>	<u>17,461,197</u>	<u>2,312,908</u>	<u>--</u>			<u>3,315,839</u>	<u>1,468,563</u>
<u>\$ 445,552</u>	<u>\$ 43,272</u>	<u>\$ 20,666,308</u>	<u>\$ 2,312,908</u>	<u>\$ 4,432,870</u>			<u>\$ 3,833,646</u>	<u>\$ 2,468,931</u>

State of Louisiana

COMBINED STATEMENT OF REVENUES, EXPENDITURES, AND CHANGES IN FUND BALANCES - ALL GOVERNMENTAL FUND TYPES, EXPENDABLE TRUST FUNDS, AND DISCRETELY PRESENTED COMPONENT UNITS FOR THE YEAR ENDED JUNE 30, 1997

(EXPRESSED IN THOUSANDS)

	PRIMARY GOVERNMENT					COMPONENT UNITS
	GOVERNMENTAL FUND TYPE				FIDUCIARY FUND TYPE	
	GENERAL	SPECIAL REVENUE	DEBT SERVICE	CAPITAL PROJECTS	EXPENDABLE TRUST	
REVENUES:						
INTERGOVERNMENTAL REVENUES	\$ 4,529,965	\$ 247,373	\$ 13,724	\$ 22,601	\$ 4,028	\$ 21,348
TAXES	--	16,861	5,348,655	--	202,856	51,519
GAMING	--	--	409,307	--	--	--
USE OF MONEY AND PROPERTY	--	63,436	540,543	2,341	80,116	36,227
LICENSES, PERMITS, AND FEES	--	54,241	426,677	--	--	5,169
SALES OF COMMODITIES AND SERVICES	--	1,679	497,300	--	--	122
OTHER	7,445	7,182	312,116	--	2	3,191
TOTAL REVENUES	4,537,410	390,772	7,548,322	24,942	287,002	117,576
EXPENDITURES:						
CURRENT:						
GENERAL GOVERNMENT	1,336,118	--	--	--	--	21,844
CULTURE, RECREATION, AND TOURISM	40,649	--	--	--	--	--
TRANSPORTATION AND DEVELOPMENT	244,976	--	--	--	--	--
PUBLIC SAFETY	155,148	--	--	--	--	--
HEALTH AND WELFARE	4,626,809	--	--	--	--	--
CORRECTIONS	406,689	--	--	--	--	--
CONSERVATION	166,337	--	--	--	--	--
EDUCATION	2,854,205	--	--	--	--	--
UNEMPLOYMENT INSURANCE BENEFITS	--	--	--	--	150,746	--
OTHER	2,696	26,107	7,600	--	453	15,292
INTERGOVERNMENTAL	339,656	90,973	--	--	--	12,875
CAPITAL OUTLAY	--	--	--	641,547	--	82,103
DEBT SERVICE:						
PRINCIPAL RETIREMENT	365,486	--	488,079	--	--	66,563
INTEREST AND FISCAL CHARGES	16,906	--	142,195	--	--	20,023
TOTAL EXPENDITURES	10,555,675	117,080	637,874	641,547	151,199	218,700
EXCESS (DEFICIENCY) OF REVENUES OVER EXPENDITURES	(6,018,265)	273,692	6,910,448	(616,605)	135,803	(101,124)
OTHER FINANCING SOURCES (USES):						
PAYMENTS TO REFUNDED BOND ESCROW AGENT	--	--	--	--	--	(1,498)
BOND PROCEEDS	--	--	--	225,625	--	85,925
OPERATING TRANSFERS IN	7,307,979	1,583,524	401,631	696,871	62,020	170
OPERATING TRANSFERS OUT	(1,337,605)	(1,636,907)	(7,534,481)	(20,840)	(58,516)	(534)
OTHER	2,764	--	--	--	--	3,537
TOTAL OTHER FINANCING SOURCES (USES)	5,973,138	(53,383)	(7,132,850)	901,656	3,504	87,600
EXCESS (DEFICIENCY) OF REVENUES AND OTHER FINANCING SOURCES OVER EXPENDITURES AND OTHER USES	(45,217)	220,309	(222,402)	285,051	139,307	(13,524)
FUND BALANCES AT BEGINNING OF YEAR AS RESTATED	604,853	782,439	425,882	289,002	1,216,132	273,951
INCREASES (DECREASES) IN RESERVE FOR INVENTORIES	(2,753)	--	--	--	--	5
FUND EQUITY TRANSFERS	339	--	--	--	--	4,000
FUND BALANCES AT END OF YEAR	\$ 557,312	\$ 1,002,748	\$ 203,480	\$ 574,053	\$ 1,355,439	\$ 264,432

The notes to the financial statement are an integral part of this statement.

State of Louisiana

COMBINED STATEMENT OF REVENUES, EXPENDITURES, AND CHANGES IN FUND BALANCES-BUDGET AND ACTUAL (NON-GAAP BASIS) - GENERAL, SPECIAL REVENUE AND DEBT SERVICE FUNDS

FOR THE YEAR ENDED JUNE 30, 1997

(EXPRESSED IN THOUSANDS)

	GENERAL FUND			SPECIAL REVENUE FUNDS			DEBT SERVICE FUNDS		
	BUDGET	ACTUAL	VARIANCE	BUDGET	ACTUAL	VARIANCE	BUDGET	ACTUAL	VARIANCE
			FAVORABLE (UNFAVORABLE)			FAVORABLE (UNFAVORABLE)			FAVORABLE (UNFAVORABLE)
REVENUES:									
INTERGOVERNMENTAL REVENUES	\$ 4,600,191	\$ 4,210,332	\$ (389,859)	\$ 255,934	\$ 241,876	\$ (14,058)	\$ 37,161	\$ 17,510	\$ (19,651)
TAXES	--	--	--	15,001	16,804	1,803	5,416,000	5,415,755	(245)
GAMING	--	--	--	--	--	--	510,756	513,654	2,898
USE OF MONEY AND PROPERTY	85	--	(85)	53,210	40,874	(12,336)	424,068	527,416	103,348
LICENSES, PERMITS, AND FEES	2,322	--	(2,322)	35,648	52,052	16,404	216,094	337,708	121,614
SALES OF COMMODITIES									
AND SERVICES	477,623	434,337	(43,286)	28	20	(8)	745,421	818,672	73,251
OTHER	11,072	5,514	(5,558)	189	4,266	4,077	346,967	281,852	(65,115)
INTERAGENCY RECEIPTS	145,749	146,455	706	--	--	--	1,105,448	1,123,158	17,710
TOTAL REVENUES	5,237,042	4,796,638	(440,404)	360,010	355,892	(4,118)	8,801,915	9,035,725	233,810
EXPENDITURES:									
GENERAL GOVERNMENT	1,660,409	1,393,664	266,745	--	--	--	--	--	--
CULTURE, RECREATION, AND TOURISM	47,229	43,336	3,893	--	--	--	--	--	--
TRANSPORTATION AND DEVELOPMENT	353,426	315,648	37,778	--	--	--	--	--	--
PUBLIC SAFETY	214,874	178,333	36,541	--	--	--	--	--	--
HEALTH AND WELFARE	5,625,674	5,355,111	270,563	--	--	--	--	--	--
CORRECTIONS	467,108	437,593	29,515	--	--	--	--	--	--
CONSERVATION	312,228	199,648	112,580	--	--	--	--	--	--
EDUCATION	4,435,732	4,252,583	183,149	--	--	--	--	--	--
OTHER	--	2,696	(2,696)	11,564	10,812	752	--	--	--
INTERGOVERNMENTAL	512,938	503,077	9,861	82,520	88,158	(5,638)	--	--	--
DEBT SERVICE	385,191	382,392	2,799	--	--	--	235,945	218,421	17,524
TOTAL EXPENDITURES	14,014,809	13,064,081	950,728	94,084	98,970	(4,886)	235,945	218,421	17,524
EXCESS (DEFICIENCY) OF REVENUES OVER EXPENDITURES	<u>(8,777,767)</u>	<u>(8,267,443)</u>	<u>510,324</u>	<u>265,926</u>	<u>256,922</u>	<u>(9,004)</u>	<u>8,565,970</u>	<u>8,817,304</u>	<u>251,334</u>
OTHER FINANCING SOURCES (USES):									
OPERATING TRANSFERS IN	8,529,671	8,667,513	137,842	499,680	517,586	17,906	--	--	--
OPERATING TRANSFERS OUT	<u>(417,474)</u>	<u>(417,474)</u>	<u>--</u>	<u>(765,698)</u>	<u>(705,676)</u>	<u>60,022</u>	<u>(8,565,970)</u>	<u>(8,817,304)</u>	<u>(251,334)</u>
TOTAL OTHER FINANCING SOURCES (USES)	8,112,197	8,250,039	137,842	(266,018)	(188,090)	77,928	(8,565,970)	(8,817,304)	(251,334)
EXCESS (DEFICIENCY) OF REVENUES AND OTHER FINANCING SOURCES OVER EXPENDITURES AND OTHER USES	(665,570)	(17,404)	648,166	(92)	68,832	68,924	--	--	--
FUND BALANCES AT BEGINNING OF YEAR AS RESTATED	604,853	604,853	--	456,705	456,705	--	--	--	--
DECREASE IN RESERVE FOR INVENTORY	--	(2,753)	(2,753)	--	--	--	--	--	--
EQUITY TRANSFERS	--	339	339	--	--	--	--	--	--
FUND BALANCES AT END OF YEAR	\$ (60,717)	\$ 585,035	\$ 645,752	\$ 456,613	\$ 525,537	\$ 68,924	\$ --	\$ --	\$ --

The notes to the financial statement are an integral part of this statement.

State of Louisiana

COMBINED STATEMENT OF REVENUES, EXPENSES, AND CHANGES IN RETAINED EARNINGS/FUND BALANCES - ALL PROPRIETARY FUND TYPES, SIMILAR TRUST FUNDS, AND DISCRETELY PRESENTED COMPONENT UNITS FOR THE YEAR ENDED JUNE 30, 1997

(EXPRESSED IN THOUSANDS)

	PRIMARY GOVERNMENT			
	PROPRIETARY FUND TYPES		FIDUCIARY FUND TYPE	
	ENTERPRISE	INTERNAL SERVICE	NONEXPENDABLE TRUST	COMPONENT UNITS
OPERATING REVENUES:				
CONTRIBUTIONS	\$ --	\$ --	\$ --	\$ 226
USE OF MONEY AND PROPERTY	5,349	--	1,813	70,052
LICENSES, PERMITS, AND FEES	33	--	--	18,463
SALES OF COMMODITIES AND SERVICES	280,654	78,405	--	4,373
OTHER	3,479	--	--	191,392
TOTAL OPERATING REVENUES	289,515	78,405	1,813	284,506
OPERATING EXPENSES:				
COST OF SALES AND SERVICES	164,659	51,409	--	--
PERSONAL SERVICES	5,010	11,152	--	36,246
CONTRACTUAL SERVICES	280	--	--	4,639
TRAVEL	--	132	--	395
OPERATING SERVICES	11,811	3,458	--	22,333
SUPPLIES	890	3,865	--	3,961
PROFESSIONAL SERVICES	752	205	--	2,679
ADMINISTRATIVE	--	--	--	181
DEPRECIATION	1,749	2,671	--	29,798
AMORTIZATION	49	--	--	--
BAD DEBT EXPENSE	158	--	--	207
RETIREMENT BENEFITS	--	--	--	356
REFUNDS	--	--	--	14
OTHER	630	4,935	602	202,801
TOTAL OPERATING EXPENSES	185,988	77,827	602	303,610
OPERATING INCOME (LOSS)	103,527	578	1,211	(19,104)
NONOPERATING REVENUES (EXPENSES):				
DISPOSAL OF FIXED ASSETS	29	(368)	--	--
INTEREST REVENUE	4,052	496	--	40,340
FEDERAL GRANTS	25,000	--	--	12,538
INTEREST EXPENSE	(2,273)	(22)	--	(5,153)
OTHER	409	340	--	8,502
TOTAL NONOPERATING REVENUES	27,217	446	--	56,227
INCOME BEFORE OPERATING TRANSFERS	130,744	1,024	1,211	37,123
OPERATING TRANSFERS:				
OPERATING TRANSFERS IN	9,484	--	21,726	10,084
OPERATING TRANSFERS OUT	(104,968)	--	(1,059)	(170)
NET OPERATING TRANSFERS	(95,484)	--	20,667	9,914
NET INCOME	35,260	1,024	21,878	47,037
RETAINED EARNINGS/FUND BALANCES AT BEGINNING OF YEAR	132,815	26,193	720,108	467,550
FUND EQUITY TRANSFERS	--	(339)	--	--
RETAINED EARNINGS/FUND BALANCES AT END OF YEAR	\$ 168,075	\$ 26,878	\$ 741,986	\$ 514,587

The notes to the financial statement are an integral part of this statement.

State of Louisiana

COMBINED STATEMENT OF CASH FLOWS ALL PROPRIETARY FUND TYPES, NONEXPENDABLE TRUST FUNDS, AND DISCRETELY PRESENTED COMPONENT UNITS

FOR THE YEAR ENDED JUNE 30, 1997

(EXPRESSED IN THOUSANDS)

	PRIMARY GOVERNMENT			
	PROPRIETARY FUND TYPES		FIDUCIARY FUND TYPE	
	ENTERPRISE	INTERNAL SERVICE	NONEXPENDABLE TRUST	COMPONENT UNITS
	\$	\$	\$	\$
OPERATING INCOME (LOSS)	103,527	578	1,211	(19,104)
ADJUSTMENTS TO RECONCILE OPERATING INCOME (LOSS) TO NET CASH PROVIDED				
BY OPERATING ACTIVITIES:				
REFUNDS AND LEASE SETTLEMENTS	--	--	--	30
DEPRECIATION AND AMORTIZATION	1,798	2,671	--	29,798
PROVISION FOR DOUBTFUL ACCOUNTS	(12)	(37)	--	280
CHANGES IN ASSETS AND LIABILITIES:				
(INCREASE)/DECREASE IN ACCOUNTS RECEIVABLE	(2,190)	(91)	(39)	(26,928)
(INCREASE)/DECREASE IN NOTES RECEIVABLE	(24,410)	--	--	--
(INCREASE)/DECREASE IN DUE FROM OTHER FUNDS	--	--	(341)	2,807
(INCREASE)/DECREASE IN DUE FROM FEDERAL GOVERNMENT	--	--	--	235
(INCREASE)/DECREASE IN INVENTORIES	--	987	--	(288)
(INCREASE)/DECREASE IN OTHER ASSETS	(1,487)	(8)	--	(1,288)
INCREASE/(DECREASE) IN ACCOUNTS PAYABLE AND ACCRUALS	(402)	877	68	(6,130)
INCREASE/(DECREASE) IN COMPENSATED ABSENCES	(10)	(150)	--	28
INCREASE/(DECREASE) IN DUE TO OTHER FUNDS	5,383	7	--	1,651
INCREASE/(DECREASE) IN DEFERRED REVENUES	(961)	--	--	(341)
INCREASE/(DECREASE) IN OTHER LIABILITIES	8,608	78	(3)	62,562
NET CASH PROVIDED BY OPERATING ACTIVITIES	<u>89,844</u>	<u>4,912</u>	<u>896</u>	<u>43,312</u>
CASH FLOWS FROM NONCAPITAL FINANCING ACTIVITIES:				
PROCEEDS FROM SALE OF BONDS	3,000	--	--	--
PRINCIPAL PAID ON BONDS	(3,520)	--	--	--
INTEREST PAID ON BOND MATURITIES	(938)	--	--	--
OPERATING GRANTS RECEIVED	25,000	--	--	8,157
DONATIONS RECEIVED	--	--	--	295
INTERGOVERNMENTAL REVENUE	462	--	--	11,977
OPERATING TRANSFERS-IN FROM OTHER FUNDS	9,484	--	21,726	10,084
OPERATING TRANSFERS-OUT TO OTHER FUNDS	(104,968)	(339)	(1,059)	(170)
NET CASH PROVIDED (USED) BY NONCAPITAL FINANCING ACTIVITIES	<u>(71,480)</u>	<u>(339)</u>	<u>20,667</u>	<u>30,343</u>
CASH FLOWS FROM CAPITAL AND RELATED FINANCING ACTIVITIES:				
PRINCIPAL PAID ON BOND MATURITIES	--	--	--	(36,256)
INTEREST PAID ON BONDS	(1,110)	--	--	(6,847)
REPAYMENT OF NOTES PAYABLE	--	(439)	--	--
INTEREST PAID ON NOTES PAYABLE	--	(22)	--	--
ACQUISITION/CONSTRUCTION OF CAPITAL ASSETS	(1,908)	(3,433)	--	(34,216)
PROCEEDS FROM SALE OF CAPITAL ASSETS	36	669	--	2
CAPITAL CONTRIBUTIONS	2,320	--	--	1,104
NET CASH (USED) BY CAPITAL AND RELATED FINANCING ACTIVITIES	<u>(662)</u>	<u>(3,225)</u>	<u>--</u>	<u>(76,213)</u>
CASH FLOWS FROM INVESTING ACTIVITIES:				
PURCHASE OF INVESTMENT SECURITIES	(46,116)	--	(21,146)	(410,237)
PROCEEDS FROM SALE OF INVESTMENT SECURITIES	35,775	--	132	371,693
INTEREST AND DIVIDENDS ON INVESTMENTS	4,052	496	--	40,336
NET CASH PROVIDED (USED) BY INVESTING ACTIVITIES	<u>(6,289)</u>	<u>496</u>	<u>(21,014)</u>	<u>1,792</u>
NET INCREASE (DECREASE) IN CASH AND CASH EQUIVALENTS	11,413	1,844	549	(766)
CASH AND CASH EQUIVALENTS AT BEGINNING OF YEAR	11,099	11,164	5,749	154,159
CASH AND CASH EQUIVALENTS AT END OF YEAR	<u>22,512</u>	<u>13,008</u>	<u>6,298</u>	<u>153,393</u>

(Continued)

The notes to the financial statement are an integral part of this statement.

State of Louisiana

COMBINED STATEMENT OF CASH FLOWS ALL PROPRIETARY FUND TYPES, NONEXPENDABLE TRUST FUNDS, AND DISCRETELY PRESENTED COMPONENT UNITS

FOR THE YEAR ENDED JUNE 30, 1997

(EXPRESSED IN THOUSANDS)

NONCASH INVESTING, CAPITAL, AND FINANCING ACTIVITIES

<hr/>			
LOUISIANA LOTTERY CORPORATION			ENTERPRISE FUNDS
DISPOSAL OF FIXED ASSETS	\$	2	
<hr/>			
ADMINISTRATIVE SERVICES			
CONTRIBUTION OF FIXED ASSETS	\$	2	
HAMMOND STATE SCHOOL LAUNDRY			
CONTRIBUTION OF FIXED ASSETS		53	
LOUISIANA FEDERAL PROPERTY ASSISTANCE AGENCY			
CONTRIBUTION OF FIXED ASSETS		5	
LOUISIANA PROPERTY ASSISTANCE AGENCY			
CONTRIBUTION OF FIXED ASSETS		8	INTERNAL SERVICE FUNDS
OFFICE OF TELECOMMUNICATIONS MANAGEMENT			
CONTRIBUTION OF FIXED ASSETS		87	
ASSETS TRADE-INS		481	
DISPOSAL OF FIXED ASSETS		3	
OFF-SYSTEM ADJUSTMENTS TO ASSETS		58	
PRISON ENTERPRISES			
BORROWING UNDER CAPITAL LEASES		49	
<hr/>			
LAKE CHARLES HARBOR AND TERMINAL DISTRICT			
ADJUSTMENT TO GRANTS RECEIVABLE	\$	550	
DISPOSAL OF FIXED ASSETS		138	
LOUISIANA ECONOMIC DEVELOPMENT CORPORATION			
ECONOMIC DEVELOPMENT AWARDS PROGRAM			
LOAN CLOSED BUT UNDISBURSED AT JUNE 30, 1997		350	DISCRETELY REPORTED COMPONENT UNITS
ORLEANS LEVEE DISTRICT			
ASSETS ACQUIRED BY TRANSFER		1	
ASSETS TRANSFERRED TO OTHER FUNDS		7	
DISPOSAL OF FIXED ASSETS		1	

SCHEDULE OF RECONCILIATION BETWEEN THE COMBINED BALANCE SHEET AND THE COMBINED STATEMENT OF CASH FLOWS

	ENTERPRISE	INTERNAL SERVICE	FIDUCIARY FUND TYPE	TOTAL PRIMARY GOVERNMENT	DISCRETE COMPONENT UNITS
CASH AND CASH EQUIVALENTS (FROM COMBINED BALANCE SHEET)	\$22,511	\$13,008	\$1,686,317	\$1,721,836	\$270,970
RESTRICTED CASH (FROM COMBINED BALANCE SHEET)	1			1	23,457
LESS: EXPENDABLE TRUST FUNDS			1,236,813	1,236,813	
PENSION TRUST FUND			55,379	55,379	
AGENCY FUNDS			387,827	387,827	
OTHER NONPROPRIETARY TYPE DISCRETE FUNDS					141,034
COMBINED STATEMENT OF CASH FLOWS	<u>\$22,512</u>	<u>\$13,008</u>	<u>\$ 6,298</u>	<u>\$ 41,818</u>	<u>\$153,393</u>

(Concluded)

State of Louisiana

STATEMENT OF CHANGES IN PLAN NET ASSETS PENSION TRUST FUNDS

FOR THE YEAR ENDED JUNE 30, 1997

(EXPRESSED IN THOUSANDS)

	LOUISIANA SCHOOL EMPLOYEES' RETIREMENT SYSTEM	LOUISIANA STATE EMPLOYEES' RETIREMENT SYSTEM	LOUISIANA STATE POLICE RETIREMENT SYSTEM	TEACHERS' RETIREMENT SYSTEM OF LOUISIANA	TOTAL JUNE 30, 1997
ADDITIONS					
CONTRIBUTIONS:					
EMPLOYER	\$ 13,200	\$ 204,986	\$ 2,482	\$ 382,130	\$ 602,798
MEMBERS	<u>13,873</u>	<u>126,794</u>	<u>2,054</u>	<u>191,704</u>	<u>334,425</u>
TOTAL CONTRIBUTIONS	<u>27,073</u>	<u>331,780</u>	<u>4,536</u>	<u>573,834</u>	<u>937,223</u>
INVESTMENT INCOME:					
NET APPRECIATION IN FAIR VALUE OF INVESTMENTS	153,309	545,187	18,682	990,417	1,707,595
INTEREST AND DIVIDENDS	62,393	202,940	6,384	269,668	541,385
OTHER INVESTMENT INCOME	629	2,766	--	--	3,395
LESS INVESTMENT EXPENSE	<u>(15,167)</u>	<u>(15,144)</u>	<u>(534)</u>	<u>(88,253)</u>	<u>(119,098)</u>
NET INVESTMENT INCOME	<u>201,164</u>	<u>735,749</u>	<u>24,532</u>	<u>1,171,832</u>	<u>2,133,277</u>
OTHER INCOME	--	<u>4,967</u>	--	<u>97,935</u>	<u>102,902</u>
TOTAL ADDITIONS	<u>\$ 228,237</u>	<u>\$ 1,072,496</u>	<u>\$ 29,068</u>	<u>\$ 1,843,601</u>	<u>\$ 3,173,402</u>
DEDUCTIONS					
RETIREMENT BENEFITS	\$ 55,816	\$ 340,053	\$ 16,478	\$ 624,719	\$ 1,037,066
REFUNDS OF MEMBER CONTRIBUTIONS	2,112	28,945	85	20,869	52,011
ADMINISTRATIVE EXPENSES	1,563	3,878	217	5,565	11,223
DEPRECIATION EXPENSE	174	654	9	418	1,255
OTHER	--	<u>2,242</u>	--	--	<u>2,242</u>
TOTAL DEDUCTIONS	<u>59,665</u>	<u>375,772</u>	<u>16,789</u>	<u>651,571</u>	<u>1,103,797</u>
NET INCREASE BEFORE TRANSFERS	168,572	696,724	12,279	1,192,030	2,069,605
TRANSFERS	--	<u>3,937</u>	<u>37,224</u>	<u>5,005</u>	<u>46,166</u>
NET INCREASE AFTER TRANSFERS	168,572	700,661	49,503	1,197,035	2,115,771
NET ASSETS HELD IN TRUST FOR PENSION BENEFITS - BEGINNING OF YEAR	<u>1,102,514</u>	<u>4,343,935</u>	<u>123,987</u>	<u>7,677,565</u>	<u>13,248,001</u>
NET ASSETS HELD IN TRUST FOR PENSION BENEFITS - END OF YEAR	<u>\$ 1,271,086</u>	<u>\$ 5,044,596</u>	<u>\$ 173,490</u>	<u>\$ 8,874,600</u>	<u>\$ 15,363,772</u>

The notes to the financial statement are an integral part of this statement.

State of Louisiana

COMBINED STATEMENT OF CURRENT FUNDS' REVENUES, EXPENDITURES, AND OTHER CHANGES COLLEGES AND UNIVERSITIES FOR THE YEAR ENDED JUNE 30, 1997

(EXPRESSED IN THOUSANDS)

	CURRENT FUNDS			TOTAL JUNE 30, 1997
	GENERAL	AUXILIARY ENTERPRISES	RESTRICTED FUND	
REVENUES:				
TUITION AND FEES	\$ 336,474	\$ 18,570	\$ 31,808	\$ 386,852
GOVERNMENTAL GRANTS AND CONTRACTS:				
FEDERAL	12,999	--	235,653	248,652
STATE	36,378	--	86,488	122,866
LOCAL	1,013	--	3,282	4,295
PRIVATE GIFTS, GRANTS, AND CONTRACTS	34	756	59,650	60,440
SALES AND SERVICES OF EDUCATIONAL DEPARTMENTS	12,752	--	166,232	178,984
INVESTMENT INCOME	4,633	529	13,054	18,216
ENDOWMENT INCOME	--	--	1,655	1,655
HOSPITAL INCOME - RESTRICTED	91	--	232,279	232,370
AUXILIARY ENTERPRISE REVENUES	52	218,604	9	218,665
OTHER SOURCES	20,249	203	32,627	53,079
TOTAL REVENUES	424,675	238,662	862,737	1,526,074
EXPENDITURES AND TRANSFERS:				
EDUCATIONAL AND GENERAL:				
INSTRUCTION	506,651	--	119,943	626,594
RESEARCH	97,095	--	135,564	232,659
PUBLIC SERVICE	38,614	--	125,922	164,536
ACADEMIC SUPPORT	101,316	--	39,042	140,358
STUDENT SERVICES	39,240	--	24,570	63,810
INSTITUTIONAL SUPPORT	119,503	--	43,560	163,063
OPERATIONS AND MAINTENANCE OF PLANT	102,644	--	9,467	112,111
SCHOLARSHIPS AND FELLOWSHIPS	42,197	568	112,447	155,212
OTHER	9,226	95	8,874	18,195
EDUCATIONAL AND GENERAL EXPENDITURES	1,056,486	663	619,389	1,676,538
MANDATORY TRANSFERS FOR:				
PRINCIPAL AND INTEREST	469	482	3,647	4,598
LOAN FUND MATCHING GRANTS	197	--	30	227
RENEWALS AND REPLACEMENTS	--	300	--	300
OTHER	(175)	--	525	350
NON-MANDATORY TRANSFERS FOR:				
CAPITAL IMPROVEMENTS	92	--	9,554	9,646
OTHER	7,239	(2,570)	(2,155)	2,514
TOTAL EDUCATIONAL AND GENERAL EXPENDITURES	1,064,308	(1,125)	630,990	1,694,173
HOSPITAL EXPENDITURES	91	--	161,852	161,943
AUXILIARY ENTERPRISES:				
EXPENDITURES	2,211	231,452	244	233,907
MANDATORY TRANSFERS FOR:				
PRINCIPAL AND INTEREST	--	8,128	--	8,128
RENEWALS AND REPLACEMENTS	--	97	--	97
OTHER	1,899	(1,907)	--	(8)
NON-MANDATORY TRANSFERS FOR:				
CAPITAL IMPROVEMENTS	--	4,922	--	4,922
RENEWALS AND REPLACEMENTS	--	2,889	--	2,889
OTHER	--	(6,370)	--	(6,370)
TOTAL AUXILIARY ENTERPRISES	4,110	239,211	244	243,565
TOTAL EXPENDITURES AND TRANSFERS	1,068,509	238,086	793,086	2,099,681
OPERATING TRANSFERS IN - OTHER STATE FUNDS	637,769	--	1,990	639,759
OPERATING TRANSFERS OUT - OTHER STATE FUNDS	(1,157)	--	(70,427)	(71,584)
OTHER ADDITIONS (DEDUCTIONS):				
EXCESS OF RESTRICTED RECEIPTS OVER TRANSFERS TO REVENUES	--	--	(8,904)	(8,904)
INVENTORY INCREASE (DECREASE)	5,703	293	(57)	5,939
OTHER	(105)	(991)	(22,994)	(24,090)
NET DECREASE IN FUND BALANCES	\$ (1,624)	\$ (122)	\$ (30,741)	\$ (32,487)

The notes to the financial statement are an integral part of this statement.



State of Louisiana

COMBINED STATEMENT OF CHANGES IN FUND BALANCES COLLEGES AND UNIVERSITIES

FOR THE YEAR ENDED JUNE 30, 1997

(EXPRESSED IN THOUSANDS)

	CURRENT FUNDS			STUDENT LOAN FUNDS	ENDOWMENT FUNDS
	GENERAL	AUXILIARY ENTERPRISES	RESTRICTED		
REVENUES AND OTHER ADDITIONS:					
UNRESTRICTED CURRENT FUND REVENUES	\$ 424,290	\$ --	\$ --	\$ --	--
TUITION AND FEES - RESTRICTED	--	--	30,792	99	15
GOVERNMENTAL GRANT AND CONTRACTS:					
FEDERAL	--	--	253,086	3,714	--
STATE	--	--	91,025	--	120
LOCAL	--	--	3,274	--	--
PRIVATE GIFTS, GRANTS, AND CONTRACTS	--	--	69,636	1	1,102
SALES AND SERVICES OF EDUCATIONAL DEPARTMENTS	294	--	120,263	--	--
INVESTMENT INCOME - RESTRICTED	--	--	11,413	343	535
ENDOWMENT INCOME	--	--	2,345	--	8,421
HOSPITAL INCOME - RESTRICTED	91	--	244,481	--	--
AUXILIARY ENTERPRISE REVENUES	--	238,662	9	--	--
INTEREST ON LOANS RECEIVABLE	--	--	--	1,214	--
RETIREMENT OF INDEBTEDNESS	--	--	--	--	--
ADDITIONS TO PLANT FACILITIES	--	--	--	--	--
OTHER SOURCES	--	402	29,779	499	589
TOTAL REVENUES AND OTHER ADDITIONS	424,675	239,064	856,103	5,870	10,782
EXPENDITURES AND OTHER DEDUCTIONS:					
EDUCATIONAL AND GENERAL	1,049,119	568	617,957	--	9
HOSPITAL	91	--	161,852	--	--
AUXILIARY ENTERPRISES	2,211	232,845	244	--	--
EXPENDED FOR PLANT FACILITIES	--	--	--	--	--
INDIRECT COSTS RECOVERED	--	--	25,264	4	--
LOAN CANCELLATIONS AND WRITE-OFFS	--	--	--	697	--
RETIREMENT OF INDEBTEDNESS	--	--	--	--	--
INTEREST ON INDEBTEDNESS	--	--	--	--	--
DISPOSAL OF PLANT FACILITIES	--	--	--	--	--
OTHER	7,472	95	1,432	3,187	525
TOTAL EXPENDITURES AND OTHER DEDUCTIONS	1,058,893	233,508	806,749	3,888	534
TRANSFERS AMONG FUNDS - ADDITIONS (DEDUCTIONS):					
MANDATORY:					
PRINCIPAL AND INTEREST	(469)	(8,610)	(3,647)	--	--
LOAN FUND MATCHING GRANTS	(197)	--	(30)	227	--
RENEWALS AND REPLACEMENTS	--	(397)	--	--	--
OTHER	(1,724)	1,907	(525)	--	--
NONMANDATORY:					
CAPITAL IMPROVEMENTS	(92)	(4,922)	(9,554)	--	--
RENEWALS AND REPLACEMENTS	--	(2,889)	--	--	--
OTHER	(7,239)	8,940	2,155	50	(11)
TOTAL TRANSFERS AMONG FUNDS	(9,721)	(5,971)	(11,601)	277	(11)
INVENTORY INCREASE (DECREASE)	5,703	293	(57)	--	--
OPERATING TRANSFERS IN - OTHER STATE FUNDS	637,769	--	1,990	--	--
OPERATING TRANSFERS OUT - OTHER STATE FUNDS	(1,157)	--	(70,427)	--	--
NET INCREASE (DECREASE) FOR THE YEAR	(1,624)	(122)	(30,741)	2,259	10,237
FUND BALANCES AT JULY 1, 1996	(59,093)	32,900	223,902	59,203	57,210
FUND BALANCES AT JUNE 30, 1997	\$(60,717)	\$32,778	\$193,161	\$61,462	\$67,447

The notes to the financial statement are an integral part of this statement.

State of Louisiana

PLANT FUNDS					TOTAL
UNEXPENDED	RENEWALS AND REPLACEMENTS	RETIREMENT OF INDEBTEDNESS	INVESTMENT IN PLANT	JUNE 30, 1997	
\$ --	\$ --	\$ --	\$ --	424,290	
4,380	158	3,050	--	38,494	
612	--	221	--	257,633	
204	--	--	--	91,349	
--	--	--	--	3,274	
1,033	--	--	--	71,772	
--	--	--	--	120,557	
3,777	356	826	--	17,250	
--	--	--	--	10,766	
--	--	--	--	244,572	
--	--	--	--	238,671	
--	--	--	--	1,214	
--	--	4	11,873	11,877	
--	--	--	126,910	126,910	
<u>33,668</u>	<u>--</u>	<u>7,479</u>	<u>2,169</u>	<u>74,585</u>	
<u>43,674</u>	<u>514</u>	<u>11,580</u>	<u>140,952</u>	<u>1,733,214</u>	
--	--	--	--	1,667,653	
--	--	--	--	161,943	
--	1,261	--	--	236,561	
27,598	2,983	526	--	31,107	
--	--	--	--	25,268	
--	--	--	--	697	
--	--	11,777	--	11,777	
--	--	6,506	--	6,506	
--	--	--	30,310	30,310	
<u>126</u>	<u>--</u>	<u>552</u>	<u>37,391</u>	<u>50,780</u>	
<u>27,724</u>	<u>4,244</u>	<u>19,361</u>	<u>67,701</u>	<u>2,222,602</u>	
(993)	(625)	14,344	--	--	
--	--	--	--	--	
--	443	(46)	--	--	
296	--	46	--	--	
15,000	(259)	(173)	--	--	
(375)	3,264	--	--	--	
<u>(2,161)</u>	<u>340</u>	<u>(2,074)</u>	<u>--</u>	<u>--</u>	
<u>11,767</u>	<u>3,163</u>	<u>12,097</u>	<u>--</u>	<u>--</u>	
--	--	--	--	5,939	
--	--	--	--	639,759	
<u>(12,750)</u>	<u>--</u>	<u>--</u>	<u>--</u>	<u>(84,334)</u>	
14,967	(567)	4,316	73,251	71,976	
<u>66,830</u>	<u>13,753</u>	<u>23,787</u>	<u>2,825,371</u>	<u>3,243,863</u>	
<u>\$ 81,797</u>	<u>\$ 13,186</u>	<u>\$ 28,103</u>	<u>\$ 2,898,622</u>	<u>\$ 3,315,839</u>	



NOTES TO THE FINANCIAL STATEMENTS JUNE 30, 1997

NOTE 1: SUMMARY OF SIGNIFICANT ACCOUNTING POLICIES

A. SCOPE OF REPORTING ENTITY

The accompanying financial statements include the various departments, agencies, activities, and organizational units that are within the control and authority of the Legislature and/or constitutional officers of the State of Louisiana. The decision to include a potential component unit in the reporting entity was made by applying the criteria established by Statement 14, "The Financial Reporting Entity," of the Governmental Accounting Standards Board (GASB). Status as a component unit was determined by the primary government's financial accountability, selection of the governing authority, imposition of will, and financial benefit and/or burden. Based on these criteria, an entity will be judged to be part of the primary government, blended with the primary government, discretely reported, a related organization warranting note disclosure only, or not a component unit of the state.

Because they do not meet the criteria established for component units, the following organizations are not included in the state reporting entity: various statewide retirement systems and pension and relief funds, certain parish and regional economic and/or industrial development districts, certain port commissions and waterway districts, and certain commissions. Also among the agencies that are not included as part of the state reporting entity are: the Jefferson Parish Human Services Authority, the New Orleans Regional Recycling and Resource Recovery Authority, the Research Park Corporation, various insurance guaranty associations and underwriting plans, the Louis Armstrong Park Authority and Historic Jazz District, the South Louisiana Port Commission, the Red River Waterway and Cane River Waterway Districts, the Louisiana Insurance Guaranty Association, the Louisiana Health Insurance Association, the Louisiana Life and Health Insurance Guaranty Association and the Louisiana Airport Authority.

Blended Component Units

To be considered blended, the primary government appoints a voting majority of the entity's board, and the state either imposes its will on the entity or there is a benefit/burden relationship between the two. A brief description of the blended component units follows. Included with the narratives are the addresses for each entity.

Ascension-St. James Bridge and Ferry Authority (Governmental), P.O. Box 1566, Donaldsonville, LA 70346, was established to construct, maintain, and operate bridges and ferries across the Mississippi River between the parishes of Ascension and St. James.

Crescent City Connection Division (Governmental), 201 Mardi Gras Blvd., New Orleans, LA 70174-6297, was created to construct, maintain, and operate bridges and ferries across the Mississippi River at New Orleans.

Louisiana Public Employees Deferred Compensation Plan (Agency), 2237 South Acadian Thruway, Suite 702, Baton Rouge, LA 70804-9397, was established to allow employees to voluntarily elect to contribute, through payroll deduction, a portion of their compensation into the plan to defer the payment of federal and state income taxes on the contribution until withdrawn by the employees. Copies of statements may be obtained from the Office of the Legislative Auditor.

Louisiana Agricultural Finance Authority (Special Revenue and Enterprise), P.O. Box 3334, Baton Rouge, LA 70821-3334, was created to alleviate the severe shortage of capital and credit available for investment in agriculture in the state and to promote agriculture and forestry in Louisiana.

Louisiana Serve Commission (Special Revenue), P.O. Box 44243, Baton Rouge, LA 70804-4243, encourages community service, promotes and supports citizen involvement in government, and acts as the state's policy-making body for the Corporation for National and Community Service.

Louisiana Tourism Promotion District (Special Revenue), P.O. Box 94361, Baton Rouge, LA 70804-9361, was created to promote and develop tourism in the state. Taxes collected by the district provide funding for the Department of Culture, Recreation and Tourism and the state General Fund.

Louisiana Asset Management Pool (LAMP) (Agency), 210 Baronne St., 4th Floor, New Orleans, LA 70112, is a cooperative endeavor to establish a local government investment pool administered by the State Treasurer. LAMP is blended because of the state's fiduciary responsibility for the fund, and to omit it from the financial statements would be misleading. LAMP has a December 31 fiscal year end.

State of Louisiana

Louisiana Office Building Corporation (Enterprise), P.O. Box 94094, Baton Rouge, LA 70804-9095, a nonprofit, quasi-public corporation, was created to construct or acquire and lease buildings and facilities on behalf of and for the benefit of the state and may finance such acquisitions by issuing revenue bonds.

Louisiana Office Facilities Corporation (Enterprise), P.O. Box 94095, Baton Rouge, LA 70804-9095, a nonprofit corporation, finances the acquisition or construction of public facilities for lease to the state through the issuance of revenue bonds.

Louisiana Correctional Facilities Corporation (Enterprise), P.O. Box 94095, Baton Rouge, LA 70804-9095, a nonprofit corporation, acquires and finances correctional facilities for lease to the State of Louisiana and is authorized to issue revenue bonds for its purposes.

Louisiana Lottery Corporation (Enterprise), 11200 Industriplex Blvd, Baton Rouge, LA 70809, a nonprofit corporation, conducts and administers the state lottery to ensure the integrity of the lottery and maintain the dignity of the state and the general welfare of its citizens.

Louisiana Recovery District (Debt Service), c/o Office of State Treasurer, P.O. Box 44154, Baton Rouge, LA 70804, was created to assist the state in the reduction of its accumulated deficit, provide monies to alleviate cash flow imbalances, and assist other public bodies in similar matters. The district is authorized to levy and collect a 1% sales tax and issue bonds for its legal purposes.

Office of the Custodian of Notarial Records of Orleans Parish (Special Revenue), 421 Loyola Ave., Room B4, New Orleans, LA 70112, preserves the records of notaries in Orleans Parish whose records are not now in the custody of some other notary.

The four statewide pension systems are fiscally dependent on the state since the legislature must approve the rates and charges of each system. The four systems are:

Louisiana School Employees' Retirement System (Pension), P.O. Box 44516, Baton Rouge, LA 70804-4516, was established in 1947 for the benefit of persons employed as school bus drivers, school janitors, school custodians, and school maintenance employees.

Louisiana State Employees' Retirement System (Pension), P.O. Box 44213, Baton Rouge, LA 70804-4213, was established in 1947 to benefit all state employees except those excluded by statute.

Teachers' Retirement System of Louisiana (Pension), P.O. Box 94123, Baton Rouge, LA 70804-9123, was established in 1936 for the benefit of public school teachers.

Louisiana State Police Retirement System (Pension), P.O. Box 66614, Baton Rouge, LA 70896-6614, was established in 1938 for the benefit of commissioned law enforcement officers and the Superintendent of the Office of State Police.

Discretely Presented Component Units

These component units are legally separate from the state, but are financially accountable to the state, or their relationship with the state is such that exclusion would cause the state's financial statements to be misleading or incomplete. The "Component Unit" columns on the combined financial statements include the financial data of these governmental boards and commissions. Following are brief descriptions of these entities including addresses at which financial statements may be obtained. Notations are included for organizations whose fiscal years are different from the state's.

State Plumbing Board of Louisiana, 2714 Canal St., Suite 512, New Orleans, LA 70119, regulates and licenses persons engaged in all types of plumbing work in the state.

Louisiana Motor Vehicle Commission, 3519 12th Street, Metairie, LA 70002, regulates all areas of the new car industry, including motor vehicle sales finance companies in Louisiana.

Louisiana State Board of Private Investigator Examiners, 2051 Silverside Dr., Suite 190, Baton Rouge, LA 70808, regulates and licenses persons and businesses providing private investigative services.

Louisiana State Board of Private Security Examiners, P.O. Box 86510, Baton Rouge, LA 70879-6510, regulates and licenses companies engaged in providing private security services and private security guards.

Louisiana Used Vehicle and Parts Commission, 3132 Valley Creek Dr., Baton Rouge, LA 70808, administers and enforces statutory provisions regarding the sale of used motor vehicles and parts.

Louisiana Egg Commission, P.O. Box 3098, Baton Rouge, LA 70821-3098, was created to promote the use of eggs in the state.

State Licensing Contractors Board, P.O. Box 14419, Baton Rouge, LA 70898-4419, is the licensing and regulatory board dealing with persons engaged in the contracting vocation. The board has a December 31 fiscal year end.

Greater Baton Rouge Port Commission (Proprietary), P.O. Box 380, Port Allen, LA 70767-0380, regulates commerce and traffic within the port area. The port commission's fiscal year end is October 31.

State of Louisiana

Greater Krotz Springs Port Commission (Proprietary), P.O. Box 155, Krotz Springs, LA 70750, regulates commerce and traffic within the port area. The relationship to the state is such that to exclude it from the financial statements would be misleading.

Greater New Orleans Expressway Commission (Governmental and Proprietary), P.O. Box 7656, Metairie, LA 70010, was created to construct, operate, and maintain the Greater New Orleans Expressway. The commission has an October 31 fiscal year end.

Kenner Naval Museum Commission (Proprietary), 4232 Williams Blvd., Suite 109, Kenner, LA 70065, was created to acquire, renovate, operate, and maintain the aircraft carrier U.S.S. Cabot-Dedalo as a permanent naval museum.

Lake Charles Harbor and Terminal District (Proprietary), P.O. Box 3753, Lake Charles, LA 70602, was created to regulate the commerce and traffic of the harbor and terminal district in the public interest. The relationship to the state is such that to exclude it from the financial statements would be misleading. The district has a December 31 fiscal year end.

Louisiana Economic Development Corporation (Proprietary), P.O. Box 94185, Baton Rouge, LA 70804-9185, is the financial assistance division of the Department of Economic Development and administers programs, such as loan guarantees and venture capital, for small and medium sized businesses.

Louisiana Housing Finance Agency (Proprietary), 200 Lafayette St., Suite 300, Baton Rouge, LA 70801, is authorized to undertake various programs to assist in financing housing needs of persons of low and moderate incomes and may issue bonds or other evidence of indebtedness to accomplish its purposes. The relationship to the state is such that to exclude it from the financial statements would be misleading.

Louisiana Maritime Development Authority (Proprietary), P.O. Box 94185, Baton Rouge, LA 70804-9185, is a special statewide district created to stimulate and encourage the development of maritime facilities for economic development.

Louisiana Naval War Memorial Commission (Governmental and Proprietary), 305 S. River Rd., Baton Rouge, LA 70802, is responsible for the maintenance and exhibition of the destroyer U.S.S. Kidd museum and related facilities. The commission's fiscal year end is December 31.

Louisiana Stadium and Exposition District (Governmental and Proprietary), 3850 N. Causeway Blvd., Suite 440, Metairie, LA 70002, is responsible for financing and operating an enclosed covered stadium, as well as other related facilities and structures for holding sporting events, athletic contests, exhibitions, and other public meetings.

Louisiana Workers' Compensation Corporation (Proprietary), 2237 S. Acadian Thruway, Suite 102, Baton Rouge, LA 70808, is a nonprofit corporation created to provide a residual market for those unable to obtain workers' compensation insurance in the voluntary market and to provide a competitive market for preferred risk policies. The Louisiana Workers' Compensation Corporation has a December 31 fiscal year end.

New Orleans Port Commission (Proprietary), P.O. Box 60046, New Orleans, LA 70160, is responsible for regulating the commerce and traffic of the port and harbor of New Orleans.

Orleans Levee District (Governmental and Proprietary), 6001 Stars and Stripes Blvd., Suite 202, Admin. Bldg., New Orleans, LA 70126, primarily operates and maintains flood protection for the city of New Orleans, the southern shores of Lake Pontchartrain, and along the Mississippi River. It also operates and maintains public parks, beaches, the New Orleans and South Shore Harbors and Marinas, and the New Orleans Lakefront Airport.

Other Levee Districts and Port Commissions (Governmental) include: Atchafalaya Basin, P.O. Box 170, Port Allen, LA 70767; Amite River Basin Drainage Water Conservation District, 207 Florida Blvd., Baton Rouge, LA 70801; Bossier, P.O. Box 189, Benton, LA 71006; Caddo, P.O. Box 78282, Shreveport, LA 71137; East Jefferson, 203 Plauche Ct., Harahan, LA 70123; Fifth Louisiana, 222 N. Cedar St., Tallulah, LA 71282; Lafourche Basin, P.O. Box 670, Vacherie, LA 70090; Lake Borgne Basin, P.O. Box 216, Violet, LA 70092; Natchitoches Levee and Drainage District, P.O. Box 1209, Natchitoches, LA 71458; Nineteenth Louisiana, P.O. Box 267, Colfax, LA 71417; North Bossier, P.O. Box 342, Plain Dealing, LA 71064; North Lafourche Conservation, Levee and Drainage District, P.O. Box 230, Raceland, LA 70394; Pontchartrain, P.O. Box 426, Lutchet, LA 70071; Red River, Atchafalaya, and Bayou Boeuf, P.O. Box 8235, Alexandria, LA 71306; Red River Levee and Drainage District, P.O. Box 433, Coushatta, LA 71019; South Lafourche, P.O. Box 426, Galliano, LA 70354; St. Tammany, P.O. Box 1807, Slidell, LA 70459; Tensas Basin, P.O. Box 68, Rayville, LA 71269; West Jefferson, P.O. Box 608, Marrero, LA 70072; and Bayou D'Arbonne Lake Watershed District, P.O. Box 1613, Ruston, LA 71273-1613. All provide services necessary to ensure adequate drainage control and to protect lands within the respective districts from damage by flood. Bayou D'Arbonne Lake Watershed District, Lake Borgne Basin Levee District, and the North Lafourche Conservation, Levee and Drainage District have a December 31 fiscal year end.

Poverty Point Reservoir District (Governmental), P.O. Box 811, Delhi, LA 71232, was created to develop the resources of the district for agricultural, recreational, commercial, and industrial purposes. The relationship to the state is such that to exclude it from the financial statements would be misleading.

State of Louisiana

Morgan City Harbor and Terminal District (Governmental), P.O. Box 1460, Morgan City, LA 70381, and South Tangipahoa Parish Port Commission (Governmental), 163 W. Hickory St., Ponchatoula, LA 70454, regulate the commerce and traffic of as well as construct and maintain all facilities within the boundaries of their respective district or port. South Tangipahoa Parish Port Commission's fiscal year end is December 31.

Sabine River Authority (Proprietary), 15091 Texas Highway, Many, LA 71449, is charged with the development of Toledo Bend resources within the state.

St. Bernard Port, Harbor, and Terminal District (Proprietary), P. O. Box 1331, Chalmette, LA 70044-1331, regulates the commerce and traffic of the district for the public interest.

Related Organizations

The governor is responsible for appointing the members of the governing authorities of other organizations, but the state's accountability for these organizations is limited to making these appointments. These related organizations are not part of the accompanying statements and include the Ascension-St. James Airport and Transportation Authority, River Parishes Transit Authority, Louisiana Import-Export Trust Authority, the Louisiana Public Facilities Authority, South Terrebonne Parish Tidewater Management and Conservation District, Grand Isle Independent Levee District, River Region Cancer Screening and Early Detection District, the Louisiana Airport Authority, the Ernest N. Morial New Orleans Exhibition Hall Authority, Chaplin Lake District, Grand Bayou Reservoir, Seventh Ward Neighborhood Development District, Twelfth and Thirteenth Wards Neighborhood Development District, and Fourteenth and Sixteenth Wards Neighborhood Development District.

Joint Venture

The Sabine River Authority participates equally with the Sabine River Authority of Texas in the Sabine River Compact Administration (Compact), 15091 Texas Highway, Many, LA 71449, and, through the Sabine River Authority, with the Sabine River Authority of Texas in the Toledo Bend Joint Operation (Joint Operation), Rt. 1, Box 270, Burkeville, TX 75932. The Compact was created under authority granted by an act of the Congress of the United States to provide equitable apportionment of the waters of the Sabine River and its tributaries. It is administered by a five-member board composed of two members appointed by the governors of each state and one non-voting, ex-officio member appointed by the President of the United States. The Joint Operation was established by joint resolution of the Sabine River Authorities of Texas and Louisiana for the construction and operation of the Toledo Bend Dam and Reservoir project. It is administered by a board composed of three members appointed by the Texas Authority and three members appointed by the Louisiana Authority. Costs of the

Compact not paid by the United States are to be paid equally by the two states which share equally in the costs of the Joint Operation. Each state owns an undivided one-half share of all lands acquired for the project and each state owns and is entitled to 50% of the water produced and 50% of the power generated by the Joint Operation and may sell, use, or otherwise dispose of its share without consent and permission of the other Authority.

Jointly Governed Organizations

Jointly governed organizations are governed by representatives from each of the governments creating the organization and in which the participants do not retain an ongoing financial interest or financial burden. Louisiana participates in the Gulf States Marine Fisheries Commission and the Southern Rapid Rail Transit Commission.

B. BASIS OF PRESENTATION - FUND ACCOUNTING

The accompanying financial statements have been prepared in conformity with generally accepted accounting principles as prescribed by the GASB. Financial statements for the College and University Funds have been prepared in conformity with generally accepted accounting principles as prescribed by the American Institute of Certified Public Accountants (AICPA) College Guide. Financial activities of the state are organized on the basis of funds and account groups, each considered a separate accounting entity. Fund categories include governmental funds, proprietary funds, fiduciary funds, and college and university funds. Account groups are presented for general long-term debt and general fixed assets. The financial position and operations of each fund are accounted for in a separate set of self-balancing accounts that represent each fund's assets, liabilities, equity, revenues, and expenditures or expenses. Government resources are allocated to and accounted for in the individual funds based on the purposes for which they are to be spent and the means by which spending activities are controlled. The reported funds were established constitutionally, by statute enacted by the legislature or administratively. Because of the large number of Special Revenue funds, individual presentation has been replaced by a functional categorization. Individual reporting is included in the [Supplementary Information](#) available on request from the Louisiana Division of Administration, Office of Statewide Reporting and Accounting Policy. General descriptions of the major funds precede their statement presentation, and segment information of material Special Revenue funds is shown in Note 14.

Governmental Funds

General Fund. The General Fund is the principal operating fund of the state, and was established administratively to provide for the distribution of funds appropriated by the state legislature for the ordinary expenses of state government. Transactions related to resources, which are not accounted for in other funds, are accounted for in the

General Fund. Revenues originate from the direct deposit of federal grants and the transfer of state revenues from the Bond Security and Redemption Fund after debt requirements and obligations to other funds are met.

Special Revenue Funds. These funds account for the proceeds of special revenue sources that are legally restricted to expenditures for specified purposes. The Constitution of 1974 requires that all revenues deposited in the State Treasury, with certain exceptions, be credited first to the Bond Security and Redemption Fund. After a sufficient amount is allocated to pay all obligations secured by the full faith and credit of the state becoming due and payable within the current fiscal year, transfers are made to the special revenue funds in the amounts specified. The amounts are then expended for purposes provided for by law.

Capital Projects Funds. These funds account for all financial resources segregated for the acquisition or construction of major general government capital projects.

Debt Service Funds. These funds account for the accumulation of revenues for the payment of bond principal and interest.

Proprietary Funds

Enterprise Funds. These funds are used to account for (a) operations that are financed and operated similarly to private business enterprises [the intent of the governing body is that costs (including depreciation) of providing goods or services to the general public on a continuing basis be financed or recovered primarily through user charges]; or (b) where the governing body has decided that periodic determination of revenues earned, expenses incurred, and/or net income is appropriate for capital maintenance, public policy, management control, accountability, or other purposes.

Internal Service Funds. These funds are used to account for financing goods or services provided by one department or agency to other departments or agencies of the state, or to other governments, on a cost reimbursement basis.

Activities accounted for in the state's proprietary, non-expendable trust and pension trust funds and component units follow all applicable GASB pronouncements as well as applicable Financial Accounting Standards Board pronouncements issued on or before November 30, 1989.

Fiduciary Funds

Fiduciary funds are used to account for assets held by the state in a trustee capacity or as an agent for individuals, private organizations, other governments, and/or funds. Fiduciary funds include expendable trust, nonexpendable trust, pension trust, and agency funds. Expendable trust funds account for the activities of trusts whose principal and income may be used for purposes of the trusts. Nonexpendable trust funds account for the activities of

trusts whose principal must be maintained and whose income funds activities of the trusts. Pension trust funds account for the activities of the various state administered retirement systems. Agency funds account for amounts held in trust for others. Nonexpendable trust and pension trust funds are accounted for in essentially the same manner as proprietary funds, whereas expendable trusts are accounted for essentially in the same manner as governmental funds. Agency funds are custodial in nature and do not involve measurement of results of operations.

Account Groups

General Fixed Assets. The general fixed assets account group accounts for all fixed assets acquired or constructed for the state, except those accounted for in proprietary, fiduciary, and university funds.

General Long-Term Debt. The general long-term debt account group accounts for general obligation bonds, limited obligation bonds, compensated absences, and other long-term obligations not recorded in proprietary, fiduciary, and university funds.

College and University Funds

College and University Funds account for all transactions relating to public institutions of higher education and include current funds, fiduciary funds, and plant funds. Current funds account for resources that will be expended in the near term for operating purposes. Current funds comprise (a) unrestricted funds that include all funds for operating purposes on which there are no restrictions, except budgetary control provisions included in the annual legislative appropriation act, and (b) restricted funds that may be utilized only in accordance with externally restricted purposes. Fiduciary funds account for assets held by loan, endowment, and agency funds in which the universities act in a fiduciary capacity. Plant funds account for institutional property acquisition, renewal, replacement, and debt service. The state uses the AICPA College Guide model for accounting and reporting guidance for its colleges and universities.

The following governing boards are responsible for the operations of the institutions: Board of Regents for Higher Education, Board of Supervisors of Louisiana State University System, Board of Supervisors of Southern University System, and Board of Trustees for the Louisiana University Systems.

C. BASIS OF ACCOUNTING - MEASUREMENT FOCUS

Basis of accounting refers to when revenues and expenditures (or expenses) are recognized in the accounts and reported in the financial statements. Basis of accounting relates to the timing of the measurement made, regardless of the measurement focus applied. All governmental funds and expendable trust funds are accounted for using a financial resources measurement focus whereby only current assets and current liabilities

State of Louisiana

generally are included on the balance sheet and increases or decreases in net current assets are presented in the operating statements. These, as well as agency funds, use the modified accrual basis of accounting. Revenues are recognized when they become both measurable and available to finance expenditures of the current period, generally considered 45 days after the end of the fiscal year. Major revenues such as sales tax, general severance tax, gasoline tax, inspection fees, and tobacco tax, etc., are assessed and collected so they can be accrued appropriately. Expenditures are recognized in the accounting period in which the liability is incurred, if measurable, except principal and interest on general long-term obligations, which are recognized when due. Also, expenditures for accrued compensated absences are not recognized until payable from current available financial resources.

Proprietary funds, nonexpendable trust funds, and pension trust funds are accounted for and reported using a flow of economic resources measurement focus. All assets and liabilities associated with the operation of these funds are included on the balance sheet. Fund equity consists of contributed capital and retained earnings. Additionally, operating statements for proprietary funds present increases or decreases in net total assets and are reported using the full accrual basis of accounting. Nonexpendable and pension trust funds apply the accrual basis of accounting. Revenues are recognized when earned and expenses are recognized at the time liabilities are incurred. College and university funds are also accounted for and reported using the accrual basis of accounting, except depreciation is not recognized, and summer school tuition, fees, and faculty salaries and related benefits for June are not prorated, but deferred to the succeeding year.

D. BUDGETS AND BUDGETARY ACCOUNTING

Legislation requires that, on or before November 15, the head of each spending agency submit to the Governor, the Joint Legislative Committee on the Budget, and the Legislative Fiscal Office an estimate of the financial requirements and receipts of the budget unit for the upcoming fiscal year [Louisiana Revised Statutes (LRS) 39:33]. The Governor is required to prepare an executive budget and transmit a copy to each member of the Legislature on the first day of the regular session (LRS 39:37). The budget is enacted into law by the legislature and sent to the Governor for signature. The State Constitution prohibits the passage of an unbalanced budget (Article VII, Section 10). The Governor may veto any line item appropriation subject to legislative override. Generally, revenues and expenditures are budgeted using the modified accrual basis of accounting. The budget is prepared for each budget unit primarily at the program level. During the current fiscal year, Act 319 and Act 471 of the 1997 regular session of the legislature provided additional sources of funding totaling \$148,284,305 and \$35,599,206, respectively, for various agencies including the Interim Emergency Board so their operational needs for the current fiscal year could be met.

LRS 39:73 authorizes the transfer of funds. However, by unilateral action, the Commissioner of Administration is authorized to approve the transfer of funds from one expenditure category to another and transfers between programs if the request is supported by sufficient evidence and does not exceed certain limits. The Commissioner of Administration may approve a transfer of funds between expenditure categories when in aggregate the transfers do not exceed the budget by more than \$50,000. Transfer of funds between programs within a budget unit may be approved by the Commissioner when in aggregate the transfers are not more than 1% of the total appropriation to the budget unit and sufficient evidence is presented. Finally, the Commissioner of Administration, with the approval of the Joint Legislative Committee on the Budget, may approve the transfer of funds between expenditure categories when transfers exceed \$50,000, and between programs within the budget unit when in aggregate the transfers do not exceed 25% of the total appropriation to the budget unit and sufficient evidence is presented. These and other requests for transfers are to be submitted by the budget unit to the Legislative Fiscal Office.

The Governor is also required to submit to the Legislature, no later than the eighth day of the regular session, a proposed five-year capital outlay program. The Legislature enacts into law a bill incorporating the first year of the five-year capital outlay program. The Legislature adopts a concurrent resolution for the remaining four years of the five-year capital outlay program, itemizing the capital projects and the amount and source of funding for each of the subsequent four years.

According to LRS 39:77, in no event shall any budget unit commit to an expenditure in excess of the unencumbered balance of the allotment to which the resulting expenditure would be charged, without prior approval of the Interim Emergency Board and two-thirds of the Legislature. The Revenue Estimating Conference has been established to provide an official estimate of anticipated state revenues for each fiscal year. Appropriations by the Legislature from the state General Fund and dedicated funds for any fiscal year shall not exceed the official forecast in effect at the time the appropriations are made. If a cash deficit exists or may occur, the Governor may direct the Commissioner of Administration to reduce or disapprove warrants to prevent a cash deficit.

Encumbrance accounting is used in the general, special revenue, capital projects, expendable trust, and college and university funds to ensure budgetary control. Encumbrances outstanding at year end are reported as reservations of fund balance in the applicable funds.

In accordance with LRS 39:82(A), agencies are allowed 45 days for closing out prior year activities. This statute limits the use of appropriation balances after the June 30 close to true liabilities, delineates those items eligible for roll forward treatment, and establishes a 45-day period to request such carry-forwards. After that time, all appropriations lapse except permanent capital outlay

State of Louisiana

appropriations that remain active until the projects are complete. Additionally, upon approval of the Commissioner of Administration, any federal funds and any state funds appropriated during a fiscal year specifically for matching federal grants may be carried forward into the upcoming year's appropriation.

The accompanying financial statements include a combined budgetary comparison statement for all governmental fund types for which a legal budget is adopted. Those funds for which budgets are legally adopted include: General Fund, Bond Security and Redemption, and certain Special Revenue Funds. Included in the Special Revenue Budgetary Comparison by function of government is the Federal Energy Settlement Fund shown as General Government; Louisiana Tourism Promotion District as Culture, Recreation, and Tourism; Transportation Trust Fund as Transportation and Development; Marsh Island Operating Fund, Rockefeller Refuge Fund, and Wetlands Conservation and Restoration Fund as Conservation and Environment; Retirement Systems Insurance Proceeds Fund as Other; and certain boards and commissions, Parish Road Royalty Fund, Port of New Orleans Gas Tax Fund, Severance Tax Fund, and State Highway Fund Number Two as Intergovernmental. The Legislature also adopts authorizations for the issuance of general obligation bonds. Expenditure of these funds are accounted for in the capital projects fund. Because capital projects fund authorizations are not part of the annual budget, capital projects fund activities are not

presented in the Combined Statement of Revenues, Expenditures, and Changes in Fund Balances - Budget and Actual (Non-GAAP Basis) - General, Special Revenue, and Debt Service Funds.

Each year, the Legislature enacts an appropriation bill to establish and re-establish ancillary funds to include certain enterprise and internal service funds. Re-established funds are allowed to retain any fund equity resulting from prior year operations. These and all monies from self-generated revenues are available for expenditure in the amounts appropriated. Increases from self-generated revenues, not exceeding in aggregate 5% of appropriated self-generated revenues, may be approved by the Commissioner of Administration. Only with the approval of the Division of Administration and the Joint Legislative Committee on the Budget will any larger increase in self-generated revenue over the amount appropriated be available to agencies for expenditure.

Supplementary information is prepared in book form and is available on request. Included are General Fund budget detail by appropriation and program; Special Revenue budget detail for each individual fund for which a legal budget is adopted; financial and budget detail for boards and commissions, levee districts, and harbor and port facilities; detailed transfer activity; interfund liabilities; revenues and expenditures by organization and type; and expanded debt information.

The following funds had deficit fund balances/retained earnings: (expressed in thousands)

Primary Government:	
Louisiana Opportunity Loan Fund	\$ 116
Natural Resources Copy and Publications Center	134
State Police Training Academy	2,313
Discrete Component Units:	
Louisiana Naval War Memorial Commission	1,167
Orleans Levee District	19,421
Sabine River Authority	3,599

REASON FOR DEFICIT FUND BALANCES/RETAINED EARNINGS

Primary Government

In accordance with all other funds, the Louisiana Opportunity Loan Fund records interest revenues on a cash basis. Therefore, the deficit of \$116,000 is a result of interest revenues not being received at the close of fiscal year end June 30, 1997. The interest revenues that they did receive in July 1997 for fiscal year 1997 more than made up the deficit.

The Department of Natural Resources Copy Center deficit of \$134,000 resulted from operating revenues insufficient to cover depreciation expenses. Management anticipates increased operating revenues will cover the deficit.

The State Police Training Academy deficit of \$2,313,000 resulted from operating revenues insufficient to cover depreciation expenses. The oversight board has not yet decided upon a course of action to recover the deficit.

State of Louisiana

Discrete Component Units

The \$1,167,000 deficit of the Louisiana Naval War Memorial Commission is reflective of comparing the operating revenues and expenses of a museum that is not designed to be self-supporting. The deficit is a result of not amortizing depreciation of contributed capital. A portion of the deficit has been and will continue to be reduced by donations from the City of Baton Rouge and the non-profit foundation overseeing the operations of the commission.

The deficit in retained earnings of \$19,421,000 for the Orleans Levee District is the result of operations of two of the four enterprise funds reporting deficits. These operations are relatively new and have issued bonded debt which has not yet been paid off. The South Shore Harbor and Marina awarded leases for steamboat casino gaming

and anticipates net gaming income and lease revenues will be adequate to retire outstanding debt and to cover operations.

The New Orleans Lakefront Airport anticipates sufficient revenues from aviation fuel sales operations to retire outstanding debt and to realize fuel commission revenues. Increased commercial ground operations and landing fees are expected as a result of gaming boat development.

The Sabine River Authority reported a deficit of \$3,599,000 as a result of not amortizing depreciation of contributed capital. Financial statements of the Authority were restated to add debt which was not previously reported by the Authority and that must be paid to the State Treasurer. Increased fees from recreational area expansions are anticipated to cover the deficit.

Budget Reconciliation to GAAP

A reconciliation of basis and timing differences in the excess (deficiency) of revenues and other sources of financial resources over expenditures and other uses of financial resources for each fund type for the year ended June 30, 1997, is presented below (expressed in thousands).

	<u>General Fund</u>	<u>Special Revenue Funds</u>	<u>Debt Service Funds</u>
Excess (Deficiency) of Revenues and Other Financing Sources Over (Under) Expenditures and Other Uses (<u>Budgetary Basis</u>)	(17,404)	68,832	
Reconciling Adjustments:			
Basis Differences:			
To Adjust for Revenue Accruals and Deferrals	(183,651)		
To Adjust for Capital Leases	2,764		
To Adjust for Expenditure Accruals	153,164		
To Delete IAT Related Transfers In	1,337,065		
To Delete IAT Expenditures	(1,337,065)		
Entity Differences:			
To Adjust for Nonbudgeted Funds (Net)	<u> </u>	<u>151,477</u>	<u>(222,402)</u>
Excess (Deficiency) of Revenues and Other Financing Sources Over (Under) Expenditures and Other Uses (<u>GAAP Basis</u>)	<u>\$ (45,127)</u>	<u>\$220,309</u>	<u>\$(222,402)</u>

E. ASSETS, LIABILITIES AND FUND EQUITY

Cash and Investments

The State Treasurer pools those cash resources for which the State Treasurer is responsible and invests them accordingly. State policy describes cash equivalents as all highly liquid investments with a maturity of three months or less when purchased. These terms are considered in the preparation of the Statement of Cash Flows. Investments are stated at cost or amortized cost except for investments in the Louisiana Public Employees Deferred Compensation

Plan and investments of the retirement systems. The Louisiana Public Employees Deferred Compensation Plan's investments are reported at market value, except for certain life insurance policies shown at cash surrender value. Investments of the retirement systems are reported at fair value. Cash and investment earnings are credited to the General Fund unless statutorily dedicated to specific funds. Cash and investment limitations are discussed in Note 3. For purposes of the Statement of Cash Flows, the State considers all highly liquid investments (including restricted assets) with a maturity of three months or less when purchased to be cash equivalents.

Receivables

For governmental, expendable trust, and agency funds, receivables include all amounts susceptible to accrual that have not been collected at June 30, but will be collected soon enough after the end of the year to pay liabilities of that year. Receivables for proprietary, nonexpendable trust, and pension trust funds include all amounts earned, but not collected at June 30. Receivables for all funds are shown net of any uncollectible amounts.

Inventories

Inventories consist primarily of materials and supplies held for consumption, merchandise for resale, livestock held for resale, and expendable medical supplies and are valued primarily using the average cost method. Inventories of materials and supplies within general governmental fund types are recorded as expenditures when purchased. Included also are unissued food stamps per the requirements of GASB 24.

Restricted Assets

Restricted assets represent primarily cash, investments, and receivables held separately and restricted according to applicable bond indenture agreements by enterprise funds.

Fixed Assets and Depreciation

General fixed assets are presented in the accompanying financial statements at cost or at estimated historical cost if actual historical cost is not available. Donated fixed assets are valued at their estimated fair market value at the time of donation. When purchased, movable property is recorded as an expenditure in the governmental fund types and is capitalized in the general fixed assets account group. Beginning with the 1991 fiscal year, many General Fund agencies increased the threshold amount for capitalization. Land, buildings, improvements, and construction in progress are recorded as expenditures in the Capital Outlay Escrow Fund, and those assets for which complete records exist are capitalized in the general fixed assets account group. Public domain assets, such as highways, roads, and bridges, are not capitalized in the general fixed asset account group. No depreciation is provided on general fixed assets. A statement of changes in general fixed assets is presented in Note 13. Fixed assets of enterprise, internal service, and pension trust funds are stated at cost, and reported in the respective funds net of depreciation. These assets are depreciated principally on the straight line basis over the estimated useful lives of the assets, generally 8 to 50 years for structures and improvements, 3 to 30 years for machinery and equipment, and 3 to 6 years for autos and trucks. Infrastructure assets such as roads, bridges, piers, docks, boat slips, airport runways, drainage and sewerage systems, and railroad tracks are included in the fixed assets reported by enterprise funds. Fixed assets of college and university funds are included in the College and University Plant Funds at cost, and are not

depreciated. Interest costs for fixed asset construction within enterprise funds are capitalized; all other interest costs are expensed.

Deferred Revenue

These are amounts collected in the current accounting period for which asset recognition criteria have been met, but for which revenue recognition criteria have not been met.

Investment in General Fixed Assets

This represents the government's equity in general fixed assets. Changes are disclosed in Note 13.

Fund Equity - Contributed Capital

Contributed capital represents the amount of permanent fund capital in a proprietary fund contributed from general government revenues and resources or other governmental entities.

F. COMPENSATED ABSENCES

Classified and unclassified state employees earn annual leave and sick leave at various rates depending on the number of years of service. The amount of annual and sick leave that may be accrued by each employee is unlimited. An employee is compensated for up to 300 hours of unused annual leave at the employee's hourly rate of pay at the time of termination. Civil Service General Circular No. 001155 states that classified employees belonging to the Teachers' Retirement System of Louisiana and to the Louisiana School Employees' Retirement System are not eligible for payment of unused sick leave upon retirement or death. LRS 17:425, on the other hand, provides for payment for up to 25 days of unused sick leave for members of these two systems. In Opinion No. 94-373, the Attorney General opined that the Civil Service Commission had jurisdiction over classified employees and therefore those members are not eligible for payment of unused sick leave. Because the Commission has no authority over unclassified employees, those members are eligible to receive such compensation. Upon the member's retirement, the number of hours of unused annual leave in excess of 300 hours, and the number of hours of unused sick leave, are converted into years or fractions of years and added to the number of years of service earned by the retiree. Unused annual and sick leave are applied to the number of years of service only for computing the rate of pay due to the retiree and do not count toward the number of years necessary for retirement. Act 343 of 1993 allows members retiring after August 15, 1993, to elect to receive an actuarially determined lump-sum payment for unused leave that would have been converted for retirement credit. An employee who is required to work overtime may, at the option of the appointing authority, be credited with compensatory leave for the hours required to work. Certain employees earn this leave at time and one-half,

State of Louisiana

whereas others earn on an hour-for-hour basis. Generally, employees in positions at or below a certain pay level may be paid upon separation or transfer, based on the employee's final regular rate of pay. Compensatory leave for all other employees is canceled upon separation or transferred from the department in which it was earned. The state's liability for unused annual and compensatory leave at June 30, 1997, is estimated to be \$162,014,767 and is reported in the general long-term debt account group. The liability for accrued leave for proprietary funds is \$1,132,930 and is reflected in that fund type. The accrued leave liability for colleges and universities is \$99,436,836 and is reflected in college and university funds. Discretely presented component units reflect a liability for compensated absences of \$4,727,000.

G. IMPLEMENTATION OF STATEMENTS ISSUED BY THE GOVERNMENTAL ACCOUNTING STANDARDS BOARD

Applicable provisions of the Governmental Accounting Standards Board (GASB) Statements 1 through 27 and Statement 29 were implemented in prior years. Statement 28, "Accounting and Financial Reporting for Securities Lending Transactions," was issued in May 1995, with

implementation required for fiscal year 1997. In February 1996, "Risk Financing Omnibus," Statement 30, was issued with implementation also required for fiscal year 1997. Both of these statements have been implemented for this fiscal year.

H. COMPONENT UNIT COLUMNS ON COMBINED STATEMENTS

Component unit columns on the combined statements are shown after the college and university funds. All component units are presented in a single column on the combined balance sheet. Separate columns are presented for governmental and proprietary fund type component units on the Combined Statement of Revenues, Expenditures/ Expenses and Changes in Fund Balance/Retained Earnings. Condensed financial statements for component units are presented at Note 19.

I. TOTAL COLUMNS ON COMBINED STATEMENTS - OVERVIEW

"Memorandum Only" columns with comparative totals are not presented on the combined statements.

NOTE 2: INTERFUND ASSETS, LIABILITIES, AND TRANSFERS

A. RECEIVABLES AND PAYABLES - PRIMARY GOVERNMENT

A summary of interfund receivables and payables at June 30, 1997, is shown below (expressed in thousands):

<u>Fund Type</u>	<u>Fund Name</u>	<u>Interfund Receivables</u>	<u>Interfund Payables</u>
General	General Fund	\$ 594,682	\$ 286,097
Special Revenue			
	General Government	\$ 6,431	\$ 17,788
	Culture, Recreation and Tourism	3,621	7,491
	Transportation and Development	70,589	78,876
	Public Safety	409	1,431
	Health and Welfare	23,142	351
	Corrections	145	
	Conservation and Environment	31,676	4,191
	Education	2,558	67
	Gaming	24,548	13,946
	Other	58	856
	Intergovernmental	7,137	265
	Subtotal Special Revenue	\$ 170,314	\$ 125,262
Debt Service			
	Bond Security and Redemption Fund	\$ 112,903	\$ 663,378
	Crescent City Connection Division		58
	Transportation Infrastructure Model for Economic Development	39,647	4,877
	Subtotal Debt Service	\$ 152,550	\$ 668,313
Capital Projects			
	Capital Outlay Escrow Fund	\$ 209,031	\$ 587
	Subtotal Capital Projects	\$ 209,031	\$ 587

State of Louisiana

<u>Fund Type</u>	<u>Fund Name</u>	<u>Interfund Receivables</u>	<u>Interfund Payables</u>
Enterprise	Louisiana Opportunity Loan Fund		\$ 2,250
	Louisiana Lottery Corporation		13,360
	Municipal Facilities Revolving Loan Fund		<u>54</u>
	Subtotal Enterprise		\$ <u>15,664</u>
Internal Service	Administrative Services		\$ 700
	Administrative Support		150
	Office of Telecommunications Management		4
	Public Safety Services Cafeterias		1
	State Police Training Academy		<u>7</u>
	Subtotal Internal Service		\$ <u>862</u>
Expendable Trust	Louisiana Quality Education Support Fund	\$ 1,128	\$ 28,175
	Rockefeller Wildlife Refuge Trust and Protection Fund	25	148
	Russell Sage or Marsh Island Refuge Fund	20	593
	Russell Sage Special Fund No. 2	20	1
	Unemployment Trust Fund	<u>13</u>	
	Subtotal Expendable Trust	\$ <u>1,206</u>	\$ <u>28,917</u>
Nonexpendable Trust	Louisiana Education Quality Trust Fund	\$ 341	
	Subtotal Nonexpendable Trust	\$ <u>341</u>	
Pension Trust	Teacher's Retirement System of Louisiana		\$ <u>17</u>
	Subtotal Pension Trust		\$ <u>17</u>
Agency	Reversionary Medical Trust Fund		\$ <u>6,293</u>
	Subtotal Agency		\$ <u>6,293</u>
Colleges and Universities	Colleges and Universities	\$ <u>131,891</u>	\$ <u>128,003</u>
	Subtotal Colleges and Universities	\$ <u>131,891</u>	\$ <u>128,003</u>
	Total Interfund Receivables/Payables	\$ <u>1,260,015</u>	\$ <u>1,260,015</u>

B. TRANSFERS IN AND OUT

A summary of operating and fund equity transfers in and out at June 30, 1997 is shown below (expressed in thousands):

<u>Fund Name</u>	<u>Transfers In</u>	<u>Transfers Out</u>
General Fund	\$ 7,308,318	\$ 1,337,605
Special Revenue	1,583,524	1,636,907
Debt Service	401,631	7,534,481
Capital Projects	696,871	20,840
Enterprise	9,484	104,968
Internal Service	--	339
Expendable Trust	62,020	58,516
Nonexpendable Trust	21,726	1,059
Pension Trust	46,183	17
Colleges & Universities	<u>639,759</u>	<u>84,334</u>
Total Primary Government	\$ <u>10,769,516</u>	\$ <u>10,779,066</u>
Discrete Component Units	\$ <u>14,254</u>	\$ <u>704*</u>

State of Louisiana

NOTE 3: DEPOSITS AND INVESTMENTS

A. CASH AND CASH EQUIVALENTS

Included as cash and cash equivalents are bank accounts and short-term investments, especially certificates of deposit. In accordance with LRS 49:321, state depositing authorities shall require as security for deposit of state funds authorized bonds or other interest bearing notes; authorized promissory notes, warrants, or certificates of indebtedness unmaturing or payable on demand; or notes representing loans to students guaranteed by the Louisiana Student Financial Assistance Commission. Market value, excluding interest, of such securities held by the depositing authority shall be equal to 100% of the amount on deposit to the credit of the depositing authority except that portion appropriately insured. Designated depositories may be

granted a period not to exceed five days from the date of any deposit to post the necessary security.

The following chart presents bank balances for the primary government and its discrete component units as of June 30, 1997. Deposits are listed in terms of risk involved. Category 1 represents deposits insured (inclusive of FDIC, SIPC or similar federal security) or collateralized with securities held by the state or its agent in the state's name. Category 2 represents deposits collateralized with securities held by the pledging financial institution's trust department or agent in the state's name. Category 3 represents deposits uncollateralized including any securities held for the entity but not in the state's name.

	<u>Bank Balances</u> (Expressed in Thousands)			<u>Total Bank Balances</u>	<u>Carrying Amount</u>
	<u>Category 1</u>	<u>Category 2</u>	<u>Category 3</u>		
Primary Government					
Cash	\$1,305,307	\$ 20,649	\$104,848	\$1,430,804	\$1,167,451
Certificates of Deposit	387,067	79,715	53,166	519,948	519,564
Other	<u>35,308</u>	<u>151</u>	<u>71,096</u>	<u>106,555</u>	<u>120,810</u>
Total Primary government	<u>\$1,727,682</u>	<u>\$100,515</u>	<u>\$229,110</u>	<u>\$2,057,307</u>	<u>\$1,807,825</u>
Discrete Component Units					
Cash	\$ 31,886	\$ 8,765	\$ 5,092	\$ 45,743	\$ 41,059
Certificates of Deposit	44,923	19,872	12,788	77,583	72,227
Other	<u>107,362</u>	<u> </u>	<u>5,703</u>	<u>113,065</u>	<u>116,689</u>
Total Discrete Component Units	<u>\$ 184,171</u>	<u>\$ 28,637</u>	<u>\$ 23,583</u>	<u>\$ 236,391</u>	<u>\$ 229,975</u>
Grand Total	<u>\$1,911,853</u>	<u>\$129,152</u>	<u>\$252,693</u>	<u>\$2,293,698</u>	<u>\$2,037,800</u>

B. INVESTMENTS

LRS 49:327 authorizes the State Treasurer to invest available monies in direct Treasury obligations, government agency obligations, direct security repurchase agreements and reverse direct security repurchase agreements for federal obligations listed previously, time certificates of deposit in specified banks, savings accounts or shares of certain savings and loan associations and savings banks, or in share accounts and share certificate accounts of certain credit unions. Such securities shall not have maturity dates in excess of five years from the purchase date, except monies invested from special funds (those not considered general funds) which shall not exceed 10 years from the date of purchase. In each case, all funds must be fully insured or collateralized by the pledge of securities. Funds not on deposit in the state treasury are authorized to be invested in time certificates of deposit of specified banks, in savings accounts or shares of specified savings and loan associations and savings banks, or in share accounts and share certificate accounts of specified credit unions. Funds determined to be

available for investment for less than 30 days are authorized to be invested in direct United States Treasury obligations that mature in not more than 29 days after the date of purchase. These funds are also required to be fully insured or collateralized.

Because of limited maturity dates, availability of securities, and yield, perfected repurchase agreements are entered into for short-term management purposes. LRS 49:341 - 343 grants defined public entities the authority to invest bond proceeds and monies held in any fund established in connection with bonds in any direct obligation of, or obligation guaranteed by, the United States and in tax-exempt bonds until proceeds are required to be expended for the purpose of the issue.

LRS 11:263 directs Louisiana's pension systems to invest in accordance with the prudent man rule. As used in this statute, the rule means that the systems ". . . shall exercise the judgement and care under the circumstances then prevailing that an institutional investor of ordinary prudence, discretion, and intelligence exercises in the

State of Louisiana

management of large investments entrusted to it not in regard to speculation but in regard to the permanent disposition of funds considering probable safety of capital as well as probable income." Notwithstanding the prudent man rule, no governing authority of any system shall invest more than 55% of the total portfolio in equities.

Generally, investment of funds by colleges and universities are subject to the same provisions of LRS 49:327 that govern the State Treasurer and state agencies. However, investment of funds of state colleges and universities derived from private sources such as gifts, grants, and endowments are governed by the "Uniform Management of Institutional Funds Act," LRS 9:2337.1 - 2337.8. Authorized investments include "mortgages, stocks, bonds, debentures, and other securities of profit or nonprofit corporations, shares in or obligations of associations, partnerships, or individuals, and obligations of any government or subdivision or instrumentality thereof." In investing funds, the governing board of the college or university must exercise ordinary business care and

prudence under the facts and circumstances prevailing at the time of the investment action or decision.

The following chart presents the state's investment position at June 30, 1997, unless otherwise noted. The various types of investments are listed and presented by category of risk assumed by the state. Category 1 represents those investments insured or registered in the state's name, or securities held by the state or its agent in the state's name. Category 2 represents investments uninsured and unregistered with securities held by the counterparty's trust department or agent in the state's name. Category 3 represents investments unsecured and unregistered with securities held by the counter party, or by its trust department or agent but not in the state's name.

Investments are generally accounted for by the State Treasurer at cost and amortized cost. Investments are accounted for by the state's four statewide public employee retirement systems at fair value.

	<u>Carrying Amount</u> (Expressed in Thousands)			<u>Total Carrying Amount</u>	<u>Market Value</u>
	<u>Category 1</u>	<u>Category 2</u>	<u>Category 3</u>		
General Government					
Repurchase Agreements	\$ 348,000			\$ 348,000	\$ 348,168
U.S. Government Obligations					
Not on Securities Loan	970,683	\$ 1,072	\$ 72,559	1,044,314	1,039,452
On Securities Loan	1,884,813			1,884,813	1,886,751
Common & Preferred Stock	5		560	565	565
Miscellaneous	<u>141</u>		<u>6,998</u>	<u>7,139</u>	<u>7,267</u>
Total General Government	<u>3,203,642</u>	<u>1,072</u>	<u>80,117</u>	<u>3,284,831</u>	<u>3,282,203</u>
Universities, Retirement Systems, Other Trusts					
Repurchase Agreements	74,000		2,365	76,365	76,365
U.S. Government Obligations					
Not on Securities Loan	2,453,934	7,239	33,508	2,494,681	2,494,721
On Securities Loan	312,079			312,079	312,079
Common & Preferred Stock					
Not on Securities Loan	6,484,981		11,995	6,496,976	6,500,421
On Securities Loan	1,785,954			1,785,954	1,785,954
Domestic & Foreign Bonds					
Not on Securities Loan	1,531,481			1,531,481	1,531,481
On Securities Loan	177,370			177,370	177,370
Mutual Funds	25		1,508	1,533	1,527
Mortgages, Notes, and Other			58,578	58,578	58,525
Miscellaneous Short Term	135,061			135,061	135,061
Miscellaneous Other	<u>4,509</u>			<u>4,509</u>	<u>4,484</u>
Total Universities, Retirement Systems, and Other	<u>12,959,394</u>	<u>7,239</u>	<u>107,954</u>	<u>13,074,587</u>	<u>13,077,988</u>

State of Louisiana

	<u>Carrying Amount</u> (Expressed in Thousands)			<u>Total Carrying</u> <u>Amount</u>	<u>Market Value</u>
	<u>Category 1</u>	<u>Category 2</u>	<u>Category 3</u>		
Investments Not Categorized:					
Primary Government					
Common and Preferred Stock				8,696	8,696
Mutual Funds				460,145	459,572
Miscellaneous Short Term				278,537	278,537
Miscellaneous Other				260,960	285,045
Real Estate				306,840	306,840
Investments held by Broker-Dealers under Securities on Loan Contracts:					
U.S. Government Obligations				170,793	170,972
Domestic & Foreign Bonds				26,293	26,293
Common & Preferred Stock				83,119	83,119
International Common Stock				8,728	8,728
Domestic Fixed Income				754,871	754,871
International Fixed Income				326,911	326,911
Securities Lending Short- Term Investment Pool				<u>1,380,483</u>	<u>1,380,483</u>
Total Noncategorized Investments:					
Primary Government				<u>4,066,376</u>	<u>4,090,067</u>
Total Investments: Primary Government	<u>16,163,036</u>	<u>8,311</u>	<u>188,071</u>	<u>20,425,794</u>	<u>20,450,258</u>
Discrete Component Units					
Repurchase Agreements	660			660	660
U.S. Government Obligations	564,568	42,653	87,763	694,984	684,958
Common & Preferred Stock	15,641			15,641	16,574
Municipal Bonds	162			162	162
Mortgages, Notes & Other	34,459			34,459	34,151
Miscellaneous Other	<u>4,781</u>			<u>4,781</u>	<u>4,765</u>
Total Discrete Component Units	<u>620,271</u>	<u>42,653</u>	<u>87,763</u>	<u>750,687</u>	<u>741,270</u>
Investments not Categorized: Discrete Component Units:					
Mutual Funds				3,386	3,386
Miscellaneous Other				<u>7,632</u>	<u>8,808</u>
Total Investments not Categorized- Discrete Component Units				<u>11,018</u>	<u>12,194</u>
Total Investments: Discrete Component Units	<u>620,271</u>	<u>42,653</u>	<u>87,763</u>	<u>761,705</u>	<u>753,464</u>
TOTAL ALL INVESTMENTS	<u>\$16,783,307</u>	<u>\$50,964</u>	<u>\$275,834</u>	<u>\$21,187,499</u>	<u>\$21,203,722</u>

Management of the cash and investments held by the State Treasurer is independent of the state's automated accounting system. The vast majority of the cash reported on the balance sheets within all fund types is reported by the State Treasurer as investments for this note disclosure. In order to accurately compare the cash and investments shown on the Combined Balance Sheet for All Fund Types with the carrying values of deposits and investments on the schedule above, the following is provided (amounts expressed in thousands):

Carrying value of cash per Note 3	\$ 2,037,800	
Carrying value of investments per Note 3	<u>21,187,499</u>	<u>\$23,225,299</u>
Cash per Combined Balance Sheet	\$ 4,173,680	
Investments per Combined Balance Sheet	18,983,945	
Restricted cash per Combined Balance Sheet	23,458	
Restricted investments per Combined Balance Sheet	12,302	
Investments in other categories	<u>31,914</u>	<u>\$23,225,299</u>

C. SECURITIES LENDING

The Louisiana State Treasurer operated two separate security lending programs during the 1997 fiscal year. One arrangement, authorized by LRS 49:327(c), entails the lending of its pooled assets comprising treasury and agency securities. In return for the lending transaction, the broker/dealer provides cash or securities of a similar nature and maturity to those lent valued at 102% of the securities involved. The state agrees to hold as collateral securities for which it has no negotiation rights but for which it does have ownership. The State Treasurer has neither actual nor constructive receipt of the collateral. The State Treasurer has the right to receive or sell the collateral only upon a default of the borrower as defined in the contracts. The cash collateral is invested in an overnight investment pool of the safekeeping agent. Securities lent are not considered to have been sold nor have the securities received as collateral considered to have been purchased. The safekeeping agent has agreed to indemnify the State Treasurer for certain conditions, the two most important of which are default on the part of the borrower and failure to maintain the daily market to market on the pledged collateral. The risks to the State Treasurer are deemed to be immaterial to the total value of the investment pool.

The Louisiana Education Quality Trust Fund (LEQTF) also participates in a securities lending program as authorized by LRS 17:3803(E)(1). In return, the state receives cash or securities as collateral equal to the market value plus interest of the securities lent or collateral of a similar type and maturity to those lent, collateralized at 102%. Securities purchased with cash collateral are included in an overnight repurchase investment pool, which is category three and generally match loan maturities. The State Treasurer agrees to transfer lendable LEQTF securities (lendable securities are defined in the contract, but generally consist of treasury and agency fixed-income instruments) to the agent bank. The broker/dealer agrees to utilize securities as market opportunities arise, with the income from the transaction resulting in a split of 60/40, the 60% accruing directly to the LEQTF. The State Treasurer has the right to sell the pledged collateral only upon default of the borrower as defined in the contract. The securities lending agent has agreed to indemnify the State Treasurer as agent for the LEQTF for broker default and failure to maintain the market to market on the collateral. The risks to the State Treasurer are deemed to be immaterial to the total value of the LEQTF.

The Teachers' Retirement System of Louisiana (TRSLA), the Louisiana School Employees' Retirement System

(LSERS), and the Louisiana State Employees' Retirement System (LASERS) are authorized by their respective boards of trustees to operate securities lending programs. These programs are designed to produce supplemental income on investments with little or no additional risk. All securities are available for loan to preapproved securities dealers. Securities dealers must meet specific criteria to be approved. The TRSLA lends its securities for cash. The LSERS and LASERS lend their securities for cash, U.S. government securities, and irrevocable letters of credit. Collateral held under the programs, which may be reinvested by the systems under the terms of the agreement with the broker/ dealer, is recorded as an asset with a corresponding liability, otherwise the collateral is not recorded on the balance sheet. Because the LASERS does not trade or sell the collateral received in their program, such collateral is not considered an asset of the System and a corresponding liability is not required on its balance sheet. The LSERS and LASERS cannot pledge or sell securities unless the borrower defaults.

The TRSLA lends domestic securities for cash collateral of 100% and international securities for cash collateral of 105%. The LSERS and LASERS lend U.S. securities for collateral valued at 102% of the market value of the securities plus any accrued interest. Non U.S. securities are loaned for collateral valued at 105% of the market value of the securities plus any accrued interest.

Where TRSLA and LSERS loans are for term, the reinvestment of the cash is matched to the maturity of the loan. LASERS loans are terminable at will. Therefore, their duration will not generally match the duration of the investments made with cash collateral. At June 30, 1997, LASERS had no credit risk exposure to borrowers.

Neither the TRSLA nor the LSERS had any credit risk exposure to borrowers at year end because either the cash collateral held reflected the market value of securities on loan or amounts owed to borrowers exceeded amounts owed by borrowers. Securities loans of both systems may be terminated on demand by either party within a period specified in the related agreement. There were no significant violations of legal or contractual provisions, nor borrower or lending agent default losses known to the securities lending agents of either system.

Both LASERS and LSERS have indemnification agreements with their securities lending agents in case of borrower default.

State of Louisiana

NOTE 4: EMPLOYEE BENEFITS

A. RETIREMENT SYSTEMS

Background

The State of Louisiana maintains four defined benefit pension plans that are considered component units of the State of Louisiana and are included in the state's Comprehensive Annual Financial Report as a part of the primary government. Those plans are administered by four public employee retirement systems. The Louisiana State Employees' Retirement System (LASERS), established July 1, 1947, includes classified and unclassified employees of state government. The Teachers' Retirement System of Louisiana (TRSLA) was established August 1, 1936, for the benefit of public school teachers and, effective July 1, 1983, includes school lunch employees. TRSLA offers a defined contribution plan to a relatively small, select group of employees in higher education. The Louisiana School Employees' Retirement System (LSERS) was established on July 1, 1947, for persons employed as school bus drivers, school janitors, school custodians, and school maintenance employees. The Louisiana State Police Retirement System (LSPRS) was established with Act 293 of 1938. Its members include commissioned law enforcement officers of the Office of State Police and the Superintendent of the Office of State Police.

On November 21, 1987, the electorate of the State of Louisiana ratified a constitutional amendment by adding subsection (E) to Article 10, Section 29 mandating that the legislature assure the actuarial soundness of the state and statewide retirement systems. In compliance with that amendment, the legislature created LRS 11:1 - 127 in its 1988 regular session. The purpose was to consolidate public retirement law to satisfy the intent of the constitutional amendment. The result was a comprehensive list of actuarial criteria for the affected public employee retirement systems (PERS). LASERS and TRSLA are required to use the projected unit credit cost method in the determination of actuarially required contributions, whereas LSERS and LSPRS are required to use the entry age normal cost method for this determination.

Subsection 42B (4, 5, 10, and 11) provides for the amortization of the unfunded accrued liabilities of these PERS. Louisiana School Employees', Louisiana State Employees', and Teachers' Retirement Systems are provided for as follows:

The unfunded liability as of June 30, 1988, determined under the projected unit credit funding method "...shall be amortized over a forty year period, commencing with the fiscal year 1989-1990 with the series of forty annual payments forming an increasing annuity, increasing initially at 4% per annum for the first five years, with the percent of increase reduced one-half of one percent over each

successive five year period, so that the payments are increasing at the rate of one-half of one percent over the last five year period."

This section was amended in 1992 to require that the outstanding balance of the unfunded accrued liability as of June 30, 1992, "...shall be amortized over the remaining thirty-seven year period with payments forming an annuity at four and one half percent annually."

Subsection 42B also specifies that the unfunded accrued liability of the State Police Retirement System as of June 30, 1988, "...shall be amortized over a twenty year period, commencing with fiscal year 1989-1990, with level dollar payments annually."

LRS 11:62 and 11:102 specify employee contribution rates effective July 1, 1989, and enumerates in detail how the employer contribution rate will be calculated each year for each system. Included are provisions to add any underpayment or subtract any overpayment from the previous year to the calculation of the actuarially required employer contribution for each fiscal year as well as the employer's normal cost and that fiscal year's payment toward amortizing the system's June 30, 1988, unfunded accrued liability.

Readers requiring pension information not included in this report may request a copy of the separately issued financial reports by writing to each retirement system individually at the addresses listed in Note 1.

Plan Description

Louisiana State Employees' Retirement System - While there are 367 contributing employers in this system, LASERS is considered a single employer plan because the material portion of their activity was with one employer - the State of Louisiana. The system was established and provided for within Title 11, Subtitle II, Chapter 1 of the Louisiana Revised Statutes. Benefit provisions are authorized within LRS 11:441-501.

Those employees considered eligible for membership in LASERS include all state employees except those specifically excluded by statute and are eligible immediately upon employment. Members are vested after 10 years of service.

A member is eligible to retire after at least ten years of service at age 60, 25 years at age 55, or after thirty years at any age. Effective January 1, 1996, members may choose to retire with twenty years of service at any age, with an actuarially reduced benefit. The system does provide for deferred benefits for vested members who terminate before being eligible for retirement. Once the member reaches the appropriate age for retirement, benefits become payable at a rate of 2.5% of the average

of the highest three consecutive years of compensation, multiplied by the number of years of creditable service. Once an employee has accumulated ten years of service, disability benefits apply based on the regular benefit formula without age restrictions.

Act 14 of the 1990 Louisiana Legislature provided for a new retirement option designated as the Deferred Retirement Option Plan (DROP). Only LASERS members are eligible for this option. When a member enters DROP, his status changes from active member to retiree even though he continues to work at his regular job and draws his regular salary for a period of up to three years. During the DROP participation period, the retiree's retirement benefits are paid into a special account. The election is irrevocable once participation begins. Interest, at a rate of one-half percent less than the system's realized return on its portfolio, will be credited after participation ends. At that time, the member must choose among available alternatives for the distribution of benefits which have accumulated in the DROP account. The DROP program was designed to have no actuarial effect on LASERS' unfunded liability. The number of employers participating in the DROP program is currently 112. Current membership in the program is 2,562 members.

Teachers' Retirement System of Louisiana - The TRSLA is the administrator of a cost-sharing multiple employer plan. The system was established and provided for within Title 11, Subtitle II, Chapter 2 of the Louisiana Revised Statutes. Benefit provisions are authorized within LRS 11:761-813.

The word "plan" as used below does not carry the same definition as referred to in GASB Statements 25, 26, and 27. We maintain GASB's use of the word "plan" in this context to refer to individual benefit options.

Those employees considered eligible for membership in TRSLA include teachers and eligible school lunch employees and are eligible immediately upon employment. Under the Teachers' Regular Plan, members are vested after ten years of service. A teacher member is eligible to retire after at least ten years of service at age 60, or after twenty years at any age, and receive benefits based on a formula of 2%. A teacher member who retires with twenty-five years of service at age 55, twenty years at age 65, or 30 years at any age will receive benefits based on a formula of 2.5%. In 1983 the Louisiana School Lunch Employees' Retirement System was merged into this system. The Louisiana School Lunch Employees' Retirement System contained two plans which were acquired by Teachers' Retirement: Plan A for members who are employed by the school system and are not covered by the Social Security system and Plan B for members who are employed by the school system and are covered by Social Security. Plan A members are eligible to receive benefits based on a 3% benefit formula after ten years of service at age 60, twenty-five years at age 55, or after thirty years service at any age. A 2% benefit formula accrues to Plan B members after ten years service at age 60 and after thirty years service at age 55.

The system does provide for deferred benefits for vested members who terminate before being eligible for retirement. Once the member reaches the appropriate age for retirement, benefits become payable. After an employee has accumulated five years of service, disability benefits apply based on the regular benefit formula without age restrictions if determined eligible by the medical board. Otherwise, reduced benefits are available based on varying percentage formulas for each plan.

The Optional Retirement Plan (ORP) was created by LRS 17:765 - 775, to establish a defined contribution program for academic employees in higher education. Eligible members have the option of making an irrevocable election to participate prior to attainment of five years of creditable service in TRSLA. Monthly contributions based upon percentages of salary are made by the employee and the employer to the companies who are selected as providers of the plan. ORP provides for portability of assets and full and immediate vesting of all contributions submitted to the participating companies on behalf of the employees. In accordance with LRS 11:927(B), the system retains 9.344% of the 16.3% ORP employer contributions to be applied to the unfunded accrued liability of the system. Thus, the amount transferred to the carrier is the employer's portion of the normal cost contribution which has been determined by the Public Retirement Systems' Actuarial Committee to be 6.956%. The number of employers participating in the ORP program is currently 46. Current membership in the program is 5,390 members. The ORP program is not an obligation of the state or Teachers' Retirement System, and is, therefore, not included in the CAFR.

Members of TRSLA also have the option of participating in a three year DROP program.

The Option 5 program became effective January 1, 1996. Under this program, a retiring member who had not participated in the DROP could select an Option 5 alternative. This alternative provides the retiree with a one-time payment of up to 36 months of a regular monthly retirement benefit in addition to a reduced regular monthly retirement benefit for life.

Louisiana School Employees' Retirement System - Although the LSERS is considered part of the State of Louisiana financial reporting entity it is not a part of the state's payroll. LSERS is the administrator of a cost-sharing multiple employer plan. The system was established and provided for within Title 11, Subtitle II, Chapter 3 of the Louisiana Revised Statutes. LRS 11:1116 dictates that specified employees become members of the system as a condition of employment. Benefit provisions are authorized within LRS 11:1131-1152.

Membership is mandatory for all employees under age 60 employed by a Louisiana parish or city school board who work more than twenty hours as a school bus driver, school janitor, school custodian, school maintenance employee,

State of Louisiana

or school bus aide. Members are vested after ten years of service time.

A member is eligible to retire after at least ten years of service at age 60, 25 years at age 55, or after thirty years at any age. The system does provide for deferred benefits for vested members who terminate before being eligible for retirement. Once the member reaches the appropriate age for retirement, benefits become payable. Prior to January 1, 1992, the retirement benefit was an amount equal to 2.5% of the average compensation for the three highest consecutive years of membership service, multiplied by the number of years of service, plus a supplementary allowance of \$24 per annum or \$2 per month for each year of service, not to exceed average final compensation. Effective January 1, 1992, any member retiring on or after January 1, 1992, shall receive for their first twenty years of service a 2.5% accrual rate, with a 3% accrual rate for each year after twenty years. Once an employee has accumulated five years of service, disability benefits apply based on the normal benefit formula without age restrictions. Other benefits have resulted from legislative changes and include cost of living benefits.

Effective July 1, 1992, members of the LSERS may elect to participate in the Deferred Retirement Option Plan and defer receipt of benefits. The election may be made one time only and duration is limited to three years. Monthly retirement benefits that would have been payable had the person elected to cease employment and receive a service retirement allowance will be paid into the plan and credited to a subaccount for that individual. All amounts which remain credited to the individual's subaccount shall be credited with interest at the end of each plan year at a rate equal to the realized return of the system's portfolio for that plan year less one-half of one percent. Upon termination of participation in both the plan and employment, a participant may receive either a lump sum payment for the account or systematic disbursement. The number of employers currently participating in the DROP program is 74. Current membership in the program is 797 members.

Effective January 1, 1996, the state legislature authorized the Plan to establish an Option 5 program. Option 5 is available to members who have not participated in the DROP and who select the maximum benefit, Option 2 benefit, Option 3 benefit or Option 4 benefit. Thereafter, these members are ineligible to participate in the DROP. The Option 5 program provides both a one-time single sum payment of up to 36 months of a regular monthly retirement benefit, plus a reduced monthly retirement benefit for life. Interest credited and payments from the Option 5 account are made in accordance with the DROP account, Louisiana Revised Statutes 11:450(A)(1).

Louisiana State Police Retirement System - The LSPRS was established with Act 293 of 1938 and is the administrator of a single employer plan. Those employees considered eligible for membership in LSPRS include commissioned law enforcement officers of the Office of

State Police and the Superintendent of State Police, and are eligible immediately upon employment.

After ten years of service at age 50, benefits begin at 25% of the member's average salary and increase depending on length of service. After fifteen years at age 50, benefits begin at 45% of the member's average salary and increase depending on length of service. Those employed after September 8, 1978, must have twenty years of service regardless of age and benefits begin at 60% of the member's average salary and increase depending on length of service. Disability benefits equal 50% of average salary plus one and one-half percent of average salary for each year in excess of ten years. Disability benefits shall be modified whenever a non-service disability retiree is engaged in gainful employment. Non-duty disability rates vary depending on length of service, but begin after five years of service credit. Death benefits vary whether cause was in the line of duty or not and whether there is a surviving spouse and/or number of minor children and other. The system does provide for deferred benefits for vested members who terminate before being eligible for retirement.

Any active member who is eligible to receive a service retirement allowance is eligible to participate in the Deferred Retirement Option Plan and defer receipt of benefits. The participation period shall not exceed three years. The member may choose a lump sum payment, a true annuity based on his account, or another method approved by the board of trustees. Current membership in the program is 54 members.

A summary of government employers participating in the plans at June 30, 1997 is as follows:

		<u>Number of Employers</u>
<u>LASERS</u>	State Agencies	243
	Other Public Employers	<u>124</u>
	Total	<u>367</u>
<u>TRSLA</u>	School Boards	66
	Colleges and Universities	18
	Vocational Technical Schools	50
	State Agencies	48
	Other	<u>11</u>
Total	<u>193</u>	
<u>LSERS</u>	School Boards	66
	Other Agencies	<u>8</u>
	Total	<u>74</u>
<u>LSPRS</u>		<u>1</u>

Summary of Significant Accounting Policies

All four systems use the accrual basis of accounting for operating income and operating expenses. Within this context, interest income is recognized when earned, as are employer and employee contributions. Dividends are recognized when declared. State fund appropriations are recognized when earned by LASERS, TRSLA, and LSPRS. LASERS, LSERS, and TRSLA use the trade date basis to record investment purchases and sales.

As required by GASB 25, "Financial Reporting for Defined Benefit Pension Plans and Note Disclosure for Defined Contribution Plans", investments are reported at fair value as follows:

LASERS - Short-term investments are reported at market value when published prices are available, or at cost, which approximates fair value. Securities traded on a national or international exchange are valued at the last reported sales price at current exchange rates. Corporate bonds are valued based on yields currently available on comparable securities from issuers of similar credit ratings. Mortgage securities are valued on the basis of estimated future principal and interest payments, and are discounted at prevailing interest rates for similar instruments. The fair value of real estate investments is based on independent appraisals. Investments that do not have an established market are reported at estimated fair value. Benefits and refunds are recognized when due and payable in accordance with the terms of the plan.

Land, building, equipment, and furniture are carried at historical cost. Depreciation is computed using the straight-line method based upon useful lives of forty years for buildings and three to fifteen years for equipment and furniture.

Besides investments in the U. S. Government and U. S. Government obligations, LASERS had no investments in any one organization which represented more than 5% of the net assets available for benefits.

TRSLA - Fair value is based upon the market value on the last business day of the fiscal year. Securities traded on a national or international exchange are valued at the last reported sales price at current exchange rate. Dividend income is recorded on the ex-dividend date. Interest income is recorded as earned on an accrual basis. Securities purchased pursuant to agreements to resell are carried at the contract price, exclusive of interest, at which the securities will be resold. Benefits and refunds are recognized when due and payable in accordance with the terms of the system.

Land, building, equipment, and furniture are carried at historical cost. The building and related land are jointly owned by Teachers' Retirement System of Louisiana and Louisiana State Employees' Retirement System. Depreciation is computed by the straight-line method

based upon useful lives of forty years for building and three to ten years for equipment and furniture.

Besides investments in the U. S. Government and U. S. Government obligations, TRSLA has no investments of more than 5% of the portfolio invested in any one corporation nor does TRSLA hold more than 5% of any corporation's outstanding stock.

LSERS - Short-term investments are reported at cost, which approximates fair value. Securities traded on a national or international exchange are valued at the last reported sales price at current exchange rates. Investments that do not have an established market are reported at estimated fair value. Benefits and refunds paid are recognized when due and payable in accordance with the terms of the plan.

Land, building, equipment, and furniture are carried at historical cost. Depreciation is computed by the straight-line method based upon useful lives of forty years for building and three to ten years for equipment and furniture.

Besides investment in U.S. Government obligation and U.S. Government agency, LSERS had no investments in any one organization which represented 5% or more of the net assets available for pension benefits. There are no investments in loans to or leases with parties related to the pension plan. The investment activity of LSERS is subject to an investment policy adopted by the Board of Trustees and to oversight by the Board of Trustees.

LSPRS - Investments are reported at fair value. Fair value is determined by the last reported sales price. Benefits and refunds paid are recognized in the period they are allocated.

Furniture, fixtures, and equipment are stated at cost and are being depreciated on the straight-line basis over their estimated useful lives. The estimated useful lives range from three to ten years.

Besides investments in the U. S. Government and U. S. Government obligations, LSPRS has not had investments representing more than 5% of the net assets available for benefits.

Contributions

A system's funding policy refers to the amounts and timing of contributions to be made by employers, participants, and any other sources to provide the benefits a pension plan specifies. Employee and employer contributions for all systems are provided for in Chapter 2 of Title 11 of the Louisiana Revised Statutes. Each system is described separately in the following paragraphs.

Louisiana State Employees' Retirement System. The vast majority of state employees contribute 7.5% of their salaries. Exceptions include judges, court officers, the Governor, Lieutenant Governor and Legislators, who

State of Louisiana

contribute 11.5% of their respective salaries; the Clerk of the House of Representatives and the Secretary of the Senate, who contribute 9.5% of their salaries; certain Department of Corrections employees, who contribute 9.0%; and certain employees of the Department of Wildlife and Fisheries, who contribute 8.5% of their salaries. The employers of each group listed contributed 12.4% of the employees' salaries toward future benefits for fiscal year 1997.

Teacher's Retirement System of Louisiana. Contributions required of TRSLA members and their employers are based on the plan in which the employee participates. During the year ended June 30, 1997, members of the system's Regular Plan contributed 8.0% of their earned compensation with the employer contributing 16.3%. Members of the TRSLA Plan A contributed 9.1% of their salary while the employer contributed 16.3%. Members of TRSLA Plan B contributed 5.0% of their compensation while the employer made a 16.3% contribution. The sources of employer contributions are appropriated state funds and tax proceeds collected in the parishes and remitted by the respective parishes' sheriff's office.

Louisiana School Employees' Retirement System. Member contributions are established by statute and are currently 6.35% of earned compensation. Employer

contributions, provided by the board of trustees, 'were 6.0% for 1997.

Louisiana State Police Retirement System. Member contributions are 8.0% of earned compensation and are deducted from the member's salary. In accordance with Acts 33 and 395 of 1970, employer contributions consist of \$10,000 annually from the State Mineral Board, various permits and fees collected by the Office of Motor Vehicles, and state appropriations.

As required by GASB Statement 27, paragraph 20b(3), the Louisiana School Employees' Retirement System and the Teachers' Retirement System of Louisiana, both cost-sharing employers, disclose the following information:

<u>Fiscal Year</u> <u>Ending</u>	<u>Annual Required</u> <u>Contribution (ARC)</u>	<u>Percentage</u> <u>Contributed</u>
<u>LSERS</u>		
6/30/95	\$12,241,039	99.2%
6/30/96	\$12,918,080	99.2%
6/30/97	\$13,108,452	100.7%
<u>TRSLA</u>		
6/30/95	\$391,687,201	100.8%
6/30/96	\$401,039,317	98.4%
6/30/97	\$412,712,131	99.5%

As required by GASB Statement 27, paragraph 21, the Louisiana State Employees' Retirement System and the Louisiana State Police Retirement System, both single employers, disclose the following information.

The State's annual pension cost and net pension obligation to LASERS and LSPRS for the current year is as follows:

	<u>LASERS</u>	<u>LSPRS</u>
Annual required contribution	\$ 220,801,844	\$ 18,608,947
Interest on net pension obligation	(333,018)	(867,278)
Adjustment to annual required contribution	<u>2,862,053</u>	<u>4,415,740</u>
Annual pension cost	223,330,879	22,157,409
Contributions made	<u>(217,372,013)</u>	<u>(23,229,175)</u>
Increase (decrease) in net pension obligation	5,958,866	(1,071,766)
Net pension obligation beginning of year	<u>(4,036,582)</u>	<u>(11,563,704)</u>
Net pension obligation end of year	<u>\$ 1,922,284</u>	<u>\$(12,635,470)</u>

State of Louisiana

Schedule of Employer Contributions*

<u>Fiscal Year Ending</u>	<u>Annual Pension Cost (APC)</u>	<u>Percentage of APC Contributed</u>	<u>Net Pension Obligation</u>
<u>LASERS</u>			
6/30/96	\$214,573,353	98.1%	(\$4,036,582)
6/30/97	223,330,879	97.3%	1,922,284
<u>LSPRS</u>			
6/30/96	\$22,347,601	98.6%	(\$11,563,704)
6/30/97	22,157,409	104.8%	(12,635,470)

*According to GASB Statement 27, paragraph 21(b): "For the first two years, the required information should be presented for the transition year (1996), and for the current (1997) and transition year (1996), respectively."

Actuarial Methods and Assumptions

The following table provides information concerning actuarial methods and assumptions.

	<u>LASERS</u>	<u>TRSLA</u>	<u>LSERS</u>	<u>LSPRS</u>
Actuarial Cost Method	Projected Unit Credit	Projected Unit Credit	Entry Age	Entry Age
Amortization Method	Level Percentage of Projected Payroll	Level Percentage of Projected Payroll	Level Percentage of Projected Payroll	Level Dollar
Remaining Amortization Period (Open or Closed Period)	32 years Closed	32 years Closed	32 years Closed	32 years Closed
Asset Valuation Method	Bonds - amortized cost Equities - 4 year average market	All assets valued at 4 year weighted market average	Bonds - amortized cost Equities - 4 year weighted average	Bonds - amortized cost Equities - 4 year weighted average
Actuarial Assumptions: Investment Rate of Return*	8.25%	8.25%	7.5%	7.5%
Projected Salary Increases*	4.25 - 11.75%	5.75 - 8.95%	3.5 - 4.0%	4 - 6.7%
Cost of Living Adjustment	None	None	3%	None
*Includes inflation at:	3%	3%	3%	3%

State of Louisiana

Funding Status and Progress

Because the purpose of each system is to provide specific benefits to groups of employees at various times in the future, actuarial valuations and assumptions are made regularly. The most recent actuarial valuation for the four statewide retirement systems is as of June 30, 1997. The Schedule of Funding Progress for the six* most recent actuarial valuations for single employer plans follows.

Schedule of Funding Progress (expressed in thousands)

	<u>1997</u>	<u>1996</u>	<u>1995</u>	<u>1994</u>	<u>1993</u>	<u>1992</u>
<u>LASERS</u>						
Actuarial Valuation Date	6/30/97	6/30/96	6/30/95	6/30/94	6/30/93	6/30/92
Actuarial Value of Assets	\$4,537,917	\$4,114,461	\$3,665,863	\$3,347,602	\$3,044,727	\$2,802,667
Actuarial Accrued Liability	\$6,489,361	\$6,254,405	\$5,696,909	\$5,403,394	\$5,123,410	\$4,884,509
Unfunded AAL	\$1,951,444	\$2,139,944	\$2,031,046	\$2,055,792	\$2,078,683	\$2,081,842
Funded Ratio	69.9%	65.8%	64.3%	61.9%	59.4%	57.4%
Annual Covered Payroll	\$1,607,371	\$1,584,357	\$1,547,977	\$1,546,465	\$1,504,147	\$1,454,371
UAAL as a Percentage of Covered Payroll	121.5%	135.1%	131.2%	132.9%	138.2%	143.1%
<u>LSPRS</u>						
Actuarial Valuation Date	6/30/97	6/30/96	6/30/95	6/30/94	6/30/93	6/30/92
Actuarial Value of Assets	\$128,914	\$106,987	\$88,533	\$73,071	\$58,251	\$43,516
Actuarial Accrued Liability	\$293,295	\$273,533	\$268,588	\$246,813	\$241,669	\$230,809
Unfunded AAL	\$164,381	\$166,546	\$180,055	\$173,742	\$183,418	\$187,293
Funded Ratio	43.9%	39.1%	33%	29.6%	24.1%	18.9%
Annual Covered Payroll	\$27,780	\$24,570	\$22,299	\$18,215	\$18,602	\$19,572
UAAL as a Percentage of Covered Payroll	591.7%	677.8%	807.5%	953.8%	986.0%	956.9%

(GASB 25, paragraph 34, requires only three years of valuations. We chose to show six.)

The Actuarial Value of Assets reported for LASERS at June 30, 1997, does not include \$212,947,917 that has been accumulated in the Experience Account Fund. The account can be used only to fund ancillary benefits for members such as retiree cost-of-living raises.

The Actuarial Value of Assets reported for LSPRS at June 30, 1997, does not include \$26,394,221 that has accumulated in the Texaco Settlement Fund.

B. OTHER EMPLOYEE BENEFITS

Deferred Compensation Program

The Louisiana Public Employees Deferred Compensation Plan was established to allow state, parish, and municipal employees to contribute, under the provisions of Internal Revenue Code Section 457, a portion of their compensation to the plan through payroll deductions. Employees may contribute up to 33-1/3 percent of their annual salary, not to exceed \$7,500. Amounts contributed by employees are deferred for federal and state tax purposes until benefits are paid or made available to participating employees or their beneficiaries upon retirement, death, termination, or unforeseeable emergency. The state does not contribute to the plan. Public Law 104-188 was signed into law on August 20, 1996 and contained a number of provisions including a "trust requirement." This requirement provides that all assets and income of 457 (b) plans are to be held in trust for the exclusive benefit of the participants and their beneficiaries. Plan assets are no longer subject to the claims of the employer's creditors and the plan is now "funded." This provision is effective immediately for plans established after August 20, 1996. Assets of plans established before this date are not required to be held in trust until January 1, 1999.

It is the opinion of the state's legal counsel, the Louisiana Attorney General, that the State has no legal liability for losses under the plan but does have the duty to exercise the due care that would be required of an ordinary prudent investor.

In accordance with GASB Statement 2, the financial activities of the Louisiana Public Employees Deferred Compensation Plan are reported as an agency fund in the accompanying financial statements.

Great West Life and Annuity Insurance Company of Englewood, Colorado, is the current plan administrator. On November 21, 1995, the contract was extended for another three years beginning on January 1, 1996. The program reports its assets at market value in accordance with GASB Statement 2.

Of the \$214,637,036 in the plan at December 31, 1996, \$199,534,204 was applicable to the state, and the remaining \$15,102,832 represents the assets of the other jurisdictions participating in the plan.

Health Care and Life Insurance Benefits

In accordance with LRS 42:821-880, the state provides health care and life insurance benefits to its active and retired employees and their eligible dependents through

either the self-insured and self-funded State Employees' Group Benefits Program or, in the case of certain boards and commissions, through private insurance companies. The State Employees' Group Benefits Program provides health care and life insurance to substantially all of the state's employees, employees of school boards, and employees of eligible political subdivisions of the state. The health care insurance or HMO coverage for both active and retired employees is financed by contributions from the state and the participating employee. Life insurance for the individual employee is financed by equal contributions from the state and the employee, and insurance for eligible dependents is funded totally through employee's contributions. Upon retirement, substantially all employees become eligible for continuing health care and life insurance benefits if they reach normal retirement age while working for the state. Other post-employment benefits (OPEB) administered through the State Employees' Group Benefits Program are financed on a pay-as-you-go basis. Expenses are recognized by the State Employees' Group Benefits Program as retirees report claims and include provisions for health claims reported but unpaid, and health claims incurred but unreported. Computed under the requirements of GASB Statement 12 as reported by Louisiana state agencies, the cost to the state of providing insurance benefits to retirees and their eligible dependents for the year ended June 30, 1997, was \$60,078,928 and the number of retirees meeting eligibility requirements was 24,786. Actual claims expense incurred by the State Employees Group Benefits Program for other post-employment benefits cannot readily be separated from the expenses of similar types of benefits provided to active employees and their dependents.

C. LOUISIANA LOTTERY CORPORATION RETIREMENT PLANS

Pursuant to LA R.S. 47:9015, the Louisiana Lottery Corporation provides and administers two defined contribution retirement plans for its employees:

1. Basic Retirement

The Basic Retirement Plan was established effective September 1, 1993, with all employees eligible except those who elect coverage under a state retirement plan and those who are either independent contractors or leased employees. Eligible employees may participate in the Plan immediately upon employment. Employer

contributions for 1997 were 5% of the participant's compensation. Employee contributions were 6.2% of their compensation. Participants are fully vested immediately. Plan assets do not revert for the benefit of the employer. Benefit distributions shall commence as of the date designated by the participant (annuity starting date) after termination of employment, but shall not be later than April 1st of the year following the calendar year in which the participant attains age 70 ½. The participant shall make a qualified election to receive the distribution in the form of a single-sum payment or in the form of a qualified joint and survivor annuity or single life annuity contract. Employee and employer contributions for 1997 were \$245,283 and \$197,810, respectively.

2. Supplemental Retirement

Substantially all full-time employees are eligible to participate in the Supplemental Retirement Plan. The Louisiana Lottery Corporation contributed 4.5% of each participant's compensation for 1997. Employees are not permitted to contribute to the Plan. Effective July 1, 1991, all eligible employees employed by the Corporation on or before that date shall participate in the Plan. Effective for the January 1, 1992, entry date, all eligible employees employed prior to such date shall automatically participate in the Plan as of that date. Thereafter, an eligible employee shall participate in the Plan as of the entry date that coincides with or immediately follows the date on which the eligible employee completes 90 consecutive calendar days of employment with the Corporation. Each plan year, the board of directors of the Corporation may determine the amount of a discretionary contribution not to exceed 2% of each participant's compensation for any plan year. Plan participants shall be fully vested and amounts nonforfeitable upon the participant's death, disability, or attainment of the normal retirement date or upon the completion of three years of service. Any forfeiture of nonvested amounts shall be reallocated to the accounts of all the remaining participants. Plan assets do not revert for the benefit of the employer. The distribution of a participant's vested and nonforfeitable portion of his or her account shall be made in the form of a single-sum payment no later than 60 days after the Valuation Date that coincides with or immediately follows the date after the participant terminates employment with the employer, attains the normal retirement age (65 years of age), or dies. Employer contributions for 1997 were \$158,160.

State of Louisiana

NOTE 5: FUND BALANCE/RETAINED EARNINGS DISCLOSURES

The following table enumerates the reserves and designations within the individual fund types. Reservations of fund balance represent those amounts either legally restricted to a specific future use or not available for appropriation or expenditure. Designated fund balances represent tentative management plans (expressed in thousands):

	General Fund	Special Revenue	Debt Service	Capital Projects	Enterprise	Fiduciary	Colleges and Universities	Component Units
Reserve for:								
Debt Service			\$ 34,352		\$3,477		\$22,787	\$ 61,896
Inventories	\$ 69,609						15,576	393
Pension Benefits						\$15,363,772		10,350
Encumbrances	47,474	\$ 82,457				29,374	27,172	12,066
Construction			169,128	\$574,053				88,993
Other Specific Purposes	<u>305,215</u>	<u>327,022</u>				<u>2,007,585</u>		<u>31,018</u>
Total Reservations of Fund Balance/Retained Earnings	<u>\$422,298</u>	<u>\$409,479</u>	<u>\$203,480</u>	<u>\$574,053</u>	<u>\$3,477</u>	<u>\$ 17,400,731</u>	<u>\$65,535</u>	<u>\$204,716</u>
Designated for:								
Contingencies - General								
Future Capital Projects		\$14,521						
Debt Service								\$ 1,267
Employee Health Benefits (Self-Insured)								414
Hurricane Cleanup and Recovery								100
Huey P. Long Bridge Extraordinary Maintenance and Repairs								474
Operations and Maintenance								2,846
Building Replacement								2,003
Future Examinations & Testing								373
Subsequent Years Expenditures		409						200
Premiums for Retirees								843
Worker's Compensation								685
Unemployment								101
Major Construction								413
Equipment Replacement								100
Air Conditioning Unit Replacement								18
U. S. Army Corps of Engineers								402
Local Match for Port Construction								1,700
Flood Emergencies								3,193
Levee Protection								3,520
Current Operations:								
Restricted							\$201,690	
Unrestricted							(74,429)	
Non-Current Operations:								
Restricted							156,974	
Endowment							56,813	
Restricted								
Quasi-Endowment							7,920	
Term Endowment							<u>2,714</u>	
Total Designations of Fund Balance		<u>\$14,930</u>					<u>\$351,682</u>	<u>\$18,652</u>

Total encumbrances for the General Fund amounted to \$179,016,156. However, encumbrances relating to federal revenues not deferred totaling \$47,418,046 are not reported on the face of the General Fund balance sheet. Encumbered interagency transfers of \$889,740 and self-generated funds of \$1,333,685 are also not included in the reserve for encumbrances on the General Fund balance sheet because monies were not available at fiscal year end to cover these encumbrances. Encumbrances of statutory dedications totaling \$81,900,685 are reported in the appropriate fund types as reserve for encumbrances. The total amount reserved for encumbrances on the General Fund balance sheet is \$47,474,000.

State of Louisiana

Contributed Capital

During the year, the following enterprise and internal service funds reported changes in contributed capital (expressed in thousands):

Agency/Unit Name	Intergovernmental Receipts for Capital Acquisitions/ Improvements	Contributions of Property, Plant and Equipment	Capital Contributions Beginning of Year	Capital Contributions End of Year
Office of Telecommunication		\$ 86	\$ 114	\$ 200
Prison Enterprises		0	873	873
Louisiana Property Assistance Agency		7	165	172
State Police Training Academy		13	7,608	7,621
Other Internal Service Funds		(145)	1,421	1,276
Louisiana Agricultural Finance Authority		<u>2,892</u>	<u>0</u>	<u>2,892</u>
Total		<u>\$2,853</u>	<u>\$10,181</u>	<u>\$13,034</u>
Discrete Proprietary Funds	<u>\$24,785</u>		<u>\$484,820</u>	<u>\$509,605</u>

Fund Equity Restatement

The following table discloses certain fund equity restatements (expressed in thousands):

	General Fund	Special Revenue	Debt Service	Expendable Trust Fund
Fund Equity at June 30, 1996	\$586,899	\$653,876	\$554,423	\$1,215,932
Increase in Carryovers		223		200
Change in limitations		(201)		
Prior year revenue/transfer adjustments			(128,541)	
	<u>17,954</u>	<u>128,541</u>		
Beginning Fund Equity as restated	<u>\$604,853</u>	<u>\$782,439</u>	<u>\$425,882</u>	<u>\$1,216,132</u>

NOTE 6: LEASES

A. LEASE AGREEMENTS

The State of Louisiana has entered into numerous operating and capital lease agreements for equipment, land, and buildings. Most leases contain non-appropriation exculpatory clauses that allow lease cancellation if the Louisiana Legislature does not make an appropriation for its continuation during any future fiscal period. Because legislative appropriation is reasonably assured, all leases contracted by the state are included in subsequent schedules.

State of Louisiana

B. OPERATING LEASES

Operating lease payments are recorded as expenditures or expenses of the applicable fund when the related liability is incurred and totaled \$67,236,398 (discretely reported totaled \$1,414,318) for the fiscal year ended June 30, 1997. Commitments of the primary government under operating lease agreements for equipment, land, and buildings provide for future annual rental payments as follows (expressed in thousands):

<u>Fiscal Year</u>	<u>Office Space</u>	<u>Equipment</u>	<u>Land</u>	<u>Other</u>	<u>Total</u>
1998	\$ 33,538	\$ 4,655	\$ 23	\$ 4,682	\$ 42,898
1999	27,907	1,132	21	2,204	31,264
2000	20,744	559	20	920	22,243
2001	12,979	459	20	725	14,183
2002	6,967	466	17	521	7,971
Thereafter	<u>8,818</u>	<u>358</u>	<u>84</u>	<u>389</u>	<u>9,649</u>
Total	<u>\$110,953</u>	<u>\$ 7,629</u>	<u>\$ 185</u>	<u>\$ 9,441</u>	<u>\$128,208</u>

Operating leases for discretely presented component units are as follows (expressed in thousands):
Office space - \$631; Equipment - \$2,014; Land - \$7; Other - \$3 for a total of \$2,655.

C. CAPITAL LEASES AND INSTALLMENT PURCHASE AGREEMENTS

Capital lease obligations are payable from resources of the governmental, proprietary, and college and university funds. The following is a schedule of future minimum payments remaining under contracts in existence at June 30, 1997 (expressed in thousands):

<u>Fiscal Year</u>	<u>General Long Term Debt</u>	<u>Proprietary and Similar Trust Funds</u>	<u>College and University Fund Type</u>	<u>Total</u>	<u>Discrete Component Units</u>
1998	\$ 15,862	\$0	\$ 880	\$ 16,742	\$95
1999	13,608		440	14,048	88
2000	12,546		375	12,921	74
2001	10,736		182	10,918	29
2002	10,499		0	10,499	0
Thereafter	<u>71,530</u>	<u>—</u>	<u>0</u>	<u>71,530</u>	<u>0</u>
Total	134,781	0	1877	136,658	286
Less interest and executory costs	<u>38,472</u>	<u>0</u>	<u>145</u>	<u>38,617</u>	<u>27</u>
Present value of minimum lease payments	<u>\$ 96,309</u>	<u>\$ 0</u>	<u>\$1,732</u>	<u>\$ 98,041</u>	<u>\$259</u>

Total capital leases by asset classes include the following (expressed in thousands):

	<u>Primary Government</u>	<u>Discrete Component Units</u>
Buildings	\$	\$ 0
Office Space	8,516	0
Equipment	90,844	286
	<u>37,298</u>	<u>286</u>
Total Capital Leases	<u>\$136,658</u>	<u>\$286</u>

NOTE 7: DEBT AUTHORIZATION, LIMITATIONS, AND AUTHORIZED BUT UNISSUED DEBT

A. DEBT AUTHORIZATION AND LIMITATIONS

The Louisiana Constitution of 1974 provides that the state shall have no power, directly or indirectly, through any state board, agency, commission, or otherwise, to incur debt or issue bonds except by law enacted by two-thirds of the elected members of each house of the legislature.

LRS 39:1365(25) limits the legislative authorization of general obligation bonds and other general obligations secured by the full faith and credit of the state by prohibiting total authorized bonds from exceeding an amount equal to two times the average annual revenues of the Bond Security and Redemption Fund for the last three fiscal years prior to such authorization. The bond authorization limitation is \$13,722,258,000. The total general obligation bonds authorized is \$1,932,390,000 at June 30, 1997, or 14.08% of the bond authorization limit.

LRS 39:1402(D) limits issuance by the Louisiana State Bond Commission of general obligation bonds or other general obligations secured by the full faith and credit of the state. The highest annual debt service requirement for the current or any subsequent fiscal years for general obligation debt, including the debt service on any bonds or other obligations that are proposed to be sold by the Louisiana State Bond Commission, may not exceed ten percent of the average annual revenues of the Bond Security and Redemption Fund for the last three fiscal years completed prior to the issuance being proposed.

The general obligation debt issuance limitation is \$686,113,000. At June 30, 1997, the highest current or future annual general obligation debt service requirement is \$266,336,000, which represents 38.82% of the debt issuance limitation.

LRS 39:1367, enacted pursuant to a constitutional amendment, provides that the State Bond Commission establish annually a limit on the net state tax-supported debt issued subject to certain percentages established in the statutes and based on General Fund and dedicated funds revenues forecast by the Revenue Estimating Conference. The maximum amount of net state tax-supported debt allowed by statute for fiscal year 1996-97 is 10.60% of estimated General Fund and dedicated funds revenues established by the Revenue Estimating Conference. During the fiscal year 1996-97, the total net state tax-supported debt paid was \$452,463,206 or 7.77% of the estimated General Fund and dedicated funds revenues established by the Revenue Estimating Conference.

B. AUTHORIZED BUT UNISSUED DEBT

The Omnibus Bond Authorization Act of 1996 provides for the repeal of state general obligation bond authorizations for projects no longer found feasible or desirable. As a result, there were no authorized but unissued bonds outstanding at June 30, 1997.

NOTE 8: GENERAL OBLIGATION BONDS

A. PURPOSE AND RETIREMENT

General obligation bonds are authorized and issued primarily to provide funds for constructing and improving state-owned facilities including ports, university facilities, public schools, parks, bridges, roads, and charity hospitals. General obligation bonds are backed by the full faith, credit, and taxing power of the state. Although certain general obligation debt is being retired from the resources of the enterprise funds and discretely presented component units and is therefore recorded in these funds, the state remains contingently liable for its payment. General obligation debt issued to finance the construction and equipping of education buildings and other facilities for college and universities and not secured by a pledge of revenues from the related facilities is a direct obligation of the state and is reported in the General Long-Term Debt Account Group. Other general obligation debt of the college and university funds, which is being retired from pledged resources of those funds, is reported as a liability of the college and university funds although the state remains contingently liable for its retirement.

B. OUTSTANDING AT JUNE 30, 1997

General obligation bond and note principal balances outstanding at June 30, 1997, are as follows (expressed in thousands):

<u>Purpose</u>	<u>Principal Outstandin g</u>	<u>Interest Rates</u>	<u>Final Maturity Year</u>
General Long Term Debt Account Group: General Obligation*	\$1,861,616	3.50 - 10.70%	2017
Higher Education Charity Hospital New Orleans	1,231 <u>740</u>	3.00 - 6.00%	2003
		3.60 - 5.00%	1999
Total General Obligation Bonds	<u>\$1,863,587</u>		

*General obligation bonds of \$1,930,419 less reimbursables for Colleges and Universities of \$14,237,

State of Louisiana

Port of New Orleans reimbursement bonds of \$6,503, Police Juries of \$8,640, Department of Transportation and Development of \$31,300, and Miscellaneous bonds of \$8,123. Applicable interest to maturity is \$4,555, \$907, \$2,920, \$18,605, and \$4,284, respectively. Reimbursement bonds for Colleges, Military Affairs, and Department of Transportation and Development and the related interest to maturity are included in Note 9. In addition, the Sabine River Authority (Sabine), a discrete entity, was the recipient of \$10 million of the proceeds of General Obligation Issue 1975-B. Sabine pledged to designate its annual surplus derived from the operations of the diversion canal project to the repayment of this debt. To date, \$11,836, including interest, remains to be paid to the state by Sabine. Because of the arrearage and because the state has continued to pay the debt service on the entire issue, Notes 8 and 9 do not reflect this agreement as reimbursable debt. The amount that Sabine owes the state is reflected in the financial statements of Sabine as contracts payable.

C. FUTURE DEBT SERVICE REQUIREMENTS AT JUNE 30, 1997

Future general obligation debt service requirements at June 30, 1997, are as follows (expressed in thousands):

Year Ending <u>June 30</u>	<u>Principal</u>	<u>Interest</u>	<u>Total</u>
1998	\$ 103,706	\$106,326	\$ 210,032
1999	122,858	98,031	220,889
2000	82,195	92,641	174,836
2001	157,394	86,583	243,977
2002	180,731	78,030	258,761
Thereafter	<u>1,216,703</u>	<u>398,033</u>	<u>1,614,736</u>
Total	<u>\$1,863,587</u>	<u>\$859,644</u>	<u>\$2,723,231</u>

NOTE 9: REVENUE BONDS, NOTES, AND STATE AGENCY REIMBURSABLES

A. REVENUE NOTES

Revenue bonds and notes are backed by a pledge of resources derived from users of the related facilities and are not supported by the full faith and credit of the state. Notes outstanding at June 30, 1997, are as follows (expressed in thousands):

	<u>Amount</u>
LSU Plant, Property, and Equipment (to purchase computer equipment)	\$26,867
LSU Medical Center (to purchase equipment)	833
Grambling State University (dormitory construction)	3,234
McNeese State University (to purchase equipment)	293
University of New Orleans (to purchase equipment)	<u>2,244</u>
Total Revenue Notes	<u>\$ 33,471</u>

B. PRIMARY GOVERNMENT/BLENDED COMPONENT UNITS

Revenue bond principal, notes, and state agency reimbursables outstanding at June 30, 1997, are as follows (expressed in thousands):

<u>Fund Type/Agency</u>	<u>Principal Outstanding</u>	<u>Interest Rates</u>	<u>Final Maturity Year</u>
Governmental Fund Types			
Ascension-St. James Bridge Authority	\$ 6,125	4.45%	1999
Crescent City Connection	28,830	5.25 - 6.75%	2012
Department of Corrections	101,535	2.50 - 5.60%	2004
Louisiana Agricultural Finance Corporation	3,715	6.50%	2003
Louisiana Office Building Corporation	1,200	4.50 - 4.75%	2000
Louisiana Office Facilities Corporation	14,405	6.35 - 7.75%	2010
Parish Road Fund	4,190	5.20 - 10.00%	2005
Transportation Infrastructure Model for Economic Development	169,958	6.65 - 7.25%	2004
State Agency Reimbursables	<u>34,031</u>	6.00 - 8.00%	2012
Total Governmental Fund Types	<u>\$363,989</u>		

State of Louisiana

<u>Fund Type/Agency</u>	<u>Principal Outstanding</u>	<u>Interest Rates</u>	<u>Final Maturity Year</u>
Enterprise Fund Types			
Louisiana Opportunity Loan Fund	12,875	10.00%	2009
Colleges and Universities			
Colleges and Universities	<u>133,232</u>	Variable	2026
Total Revenue Bonds	\$510,096		
Notes Payable: Colleges and Universities	<u>33,471</u>		
Grand Total	<u>\$543,567</u>		

Future revenue bond, notes, and state agency reimbursable requirements to maturity for the primary government and its blended component units at June 30, 1997, are as follows (expressed in thousands):

Year Ending <u>June 30</u>	Governmental Fund Types		Enterprise Funds	
	<u>Principal</u>	<u>Interest</u>	<u>Principal</u>	<u>Interest</u>
1998	\$ 19,730	\$16,730	\$ 470	\$ 850
1999	45,179	20,215	405	822
2000	46,114	16,518	670	798
2001	47,909	13,461	940	756
2002	33,758	28,514	1,005	697
Thereafter	<u>171,299</u>	<u>53,675</u>	<u>9,385</u>	<u>2,596</u>
Totals	<u>\$363,989</u>	<u>\$149,113</u>	<u>\$ 12,875</u>	<u>\$ 6,519</u>

Colleges and Universities

Year Ending <u>June 30</u>	Bonds Payable		Notes Payable		Total	Total
	<u>Principal</u>	<u>Interest</u>	<u>Principal</u>	<u>Interest</u>	<u>Principal</u>	<u>Interest</u>
1998	\$ 8,332	\$6,937	\$ 3,707	\$ 413	\$ 32,239	\$ 24,930
1999	9,165	6,544	3,050	280	57,799	27,861
2000	9,393	6,109	2,959	190	59,136	23,615
2001	9,630	5,650	2,369	106	60,848	19,973
2002	8,499	5,184	1,621	86	44,883	34,481
Thereafter	<u>88,213</u>	<u>45,904</u>	<u>19,765</u>	<u>1,020</u>	<u>288,662</u>	<u>103,195</u>
Totals	<u>\$133,232</u>	<u>\$76,328</u>	<u>\$ 33,471</u>	<u>\$ 2,095</u>	<u>\$543,567</u>	<u>\$234,055</u>

State of Louisiana

C. DISCRETE COMPONENT UNITS

<u>Fund Type/Agency</u>	<u>Amount Outstanding</u>	<u>Interest Rates</u>	<u>Final Maturity Year</u>
Greater New Orleans Expressway Commission	\$ 63,315	5.60 - 7.80%	2016
Greater Baton Rouge Port Commission	2,515	2.80 - 5.00%	2002
Lake Charles Port, Harbor and Terminal District	25,000	3.50 - 9.75%	2019
Levee Districts	9,090	3.75 - 12.00%	2015
Louisiana Stadium and Exposition District	201,220	4.80 - 6.05%	2026
New Orleans Port Commission	9,548	1.50 - 6.50%	2001
Orleans Levee District	123,702	4.66 - 8.25%	2015
Sabine River Authority	5,255	Variable	2004
Morgan City Harbor and Terminal	1,760	4.90 - 7.00%	2007
St. Bernard Port, Harbor and Terminal District	<u>465</u>	7.25 - 7.75%	2006
Total Discrete Component Units	<u>\$441,870</u>		

Future discrete component unit revenue bond requirements to maturity at June 30, 1997, are as follows (expressed in thousands):

<u>Year Ending June 30</u>	<u>Principal</u>	<u>Interest</u>	<u>Total</u>
1998	\$11,661	\$25,868	\$37,529
1999	36,741	24,349	61,090
2000	12,919	23,259	36,178
2001	13,792	21,525	35,317
2002	12,641	20,357	32,998
Thereafter	<u>354,116</u>	<u>246,827</u>	<u>600,943</u>
Totals	<u>\$ 441,870</u>	<u>\$362,185</u>	<u>\$804,055</u>

NOTE 10: DEFEASED ISSUES, ADVANCE REFUNDING OF BONDS

A. DEFEASED ISSUES

The following table enumerates the principal balances of previously outstanding bonds considered defeased at June 30, 1997 (expressed in thousands):

<u>Bond Issues</u>	<u>Date</u>	<u>Maturity Date</u>	<u>Amount Defeased</u>	<u>Outstanding at June 30, 1997</u>
State of Louisiana General Obligation Bonds Series				
1981-A	2/87	Various	60,085	24,715
1981-B	2/87	Various	37,580	16,520
1982-C	2/87	9/97	59,300	14,095
1983-A	2/87	Various	101,180	70,470
1983-B	2/87	Various	89,880	61,925
1983-C	2/87	Various	68,240	47,010
1983-D	2/87	Various	70,450	55,250
1984-A	2/87	Various	84,215	65,695
1985-A	2/87	Various	124,300	107,400
1985-B	2/87	Various	113,980	98,140
1985-C	2/87	Various	127,690	119,285
1980-A	2/93	Various	43,570	27,815
1980-C	2/93	Various	70,725	40,655
1986-A	2/93	Various	94,620	89,520

State of Louisiana

<u>Bond Issues</u>	<u>Date</u>	<u>Maturity Date</u>	<u>Amount Defeased</u>	<u>Outstanding at June 30, 1997</u>
1987-A	2/93	8/05	48,709	48,709
1987-B	2/93	Various	95,145	90,475
1990	2/93	Various	89,855	89,855
1990	5/96	9/04	11,610	11,610
1987-A	5/96	Various	347,005	347,005
1979-B	5/96	Various	19,170	19,170
1979-A	5/96	Various	14,420	14,420
1978-B	5/96	6/98	9,185	9,185
1978-A	5/96	2/98	3,255	3,255
1976-B	5/96	Various	5,600	5,600
1976-C	5/96	Various	1,050	1,050
1975-B	5/96	Various	6,215	6,215
Louisiana Correctional Facilities Corporation	2/93	Various	132,460	92,275
Payments Defeased				
1975-B	6/96	9/96	1,325	-0-
1976-B	6/96	2/97	1,190	-0-
1976-C	6/96	6/97	230	-0-
1977-A	6/96	2/97	8,940	-0-
1977-B	6/96	5/97	7,640	-0-
1977-C	6/96	10/96	7,240	-0-
1978-A	6/96	2/97	3,095	-0-
1978-B	6/96	6/97	8,705	-0-
1978-C	6/96	9/96	5,950	-0-
1979-A	6/96	2/97	6,630	-0-
1979-B	6/96	6/97	8,635	-0-
1982-B	6/96	6/97	255	-0-
1986-A	6/96	5/97	6,810	-0-
1987-A	6/96	8/96	18,150	-0-
1987-B	6/96	5/97	6,120	-0-
1990	6/96	9/96	6,780	-0-
1992-A	6/96	5/97	7,995	-0-
1993-A	6/96	8/96	22,160	-0-
1993-B	6/96	8/96	3,900	-0-
1994-A	6/96	5/97	6,030	-0-
1995-A	6/96	5/97	5,390	-0-
1977-C	6/97	Various	7,810	7,810
1978-C	6/97	9/97	6,280	6,280
1982-B	6/97	Various	1,300	1,300
1987-A	6/97	Various	204,910	204,910
1990	6/97	Various	23,205	23,205
1992-A	6/97	Various	34,450	34,450
1994-A	6/97	Various	29,360	29,360
1995-A	6/97	Various	26,145	26,145
1997-A	6/97	Various	19,610	19,610
Discrete Defeased Issues				
Greater New Orleans Expressway Commission	12/92		55,490	55,490
Orleans Levee District				
1984 Levee Improvement - Serial Bonds	5/85		16,610	5,465
1985 Levee Improvement - Term Bonds				
Compound Interest	8/86		4,061	4,061

State of Louisiana

On June 19, 1997, the State Bond Commission authorized the defeasement of certain General Obligation Bond payments, which are due in fiscal years 1997-98 \$128,310,000, 1998-99 \$87,265,000, 1999-2000 \$113,915,000, and 2000-01 \$23,580,000, using the General Fund Undesignated Fund Balance from fiscal year 1995-96. The action was taken because of the provisions of Article VII Section 10 (D)(2), which requires that appropriations of "nonrecurring revenue shall be made only for the purpose of retiring or for the defeasance of bonds in advance and in addition to the existing amortization requirements of the state." The cost of securities, escrow, including accrued interest on the securities purchased, totaled \$363,235,362. The resulting cash flows will allow for the defeasement of \$353,070,000 in principal bond, and payment of \$40,297,666 in interest payments on that principal due in fiscal years as follows: 1997-98 \$148,317,262, 1998-99 \$100,004,000, 1999-2000 \$120,004,904, and 2000-01 \$25,041,500. The contribution to fund the Escrow Account will reduce the required debt service payment obligation by a like amount during fiscal years 1998-2001. The bonds are considered fully defeased as of June 27, 1997, at which time the liability for that portion of the bonds was removed from the General Long-Term Debt Account Group.

B. EARLY DEFEASANCE OF REVENUE BONDS

On June 14, 1996, the Louisiana Recovery District adopted a resolution authorizing the defeasance or retirement of the District's outstanding 1988 Variable Rate Bonds and 1988 Fixed Rate Bonds with remaining maturities of \$133,200,000 and \$111,675,000, respectively; Sales Tax Refund Bonds, Series 1992 ("Senior Lien Bonds") with remaining maturities of \$76,470,000, and Sales Tax Junior Lien Refunding Bonds, Series 1992 ("Junior Lien Bonds") with remaining maturities of \$46,060,000.

The original outstanding debt (principal and interest) remaining on the 1988 Variable Rate Bonds and Sales Tax Refunding Senior Lien Bonds-Series 1992 and Sales Tax Junior Lien Bonds-Series 1992 totaled \$261,434,450 as of

July 1, 1996. The cost to acquire a portfolio of securities sufficient to defease the Series 1988 and Series 1992 bonds totaled \$130,365,954 and \$107,924,647 respectively.

In addition, as part of the defeasance, \$4,746,274 was used to fund a remarketing termination fee on the Series 1988 bonds with an additional \$415,064 paid in accrued interest on that agreement through September 2, 1996. Other direct expenses associated with the defeasance included \$42,450 for financial advisory services, \$41,730 for bond counsel fees and \$3,000 for rating service fees. A \$250,000 Expense Fund was also created and funded to provide for any residual expenses that would occur between the defeasance date and final payment of the Series 1988 and 1992 Bonds by the Trustee.

NOTE 11: CHANGES IN GENERAL LONG-TERM DEBT ACCOUNT GROUP

Changes in the general long-term debt account group for the year ended June 30, 1997, are summarized below (expressed in thousands):

	Bonded Debt Principal	Louisiana Recovery District Bonds	Capital Lease Obligations	Accrued Compensated Leave	Patient's Compensation Claims	Estimated Claims *	Total
Balance July 1, 1996	\$2,487,548	\$ 367,405	\$110,145	\$158,163	\$428,190	\$1,389,475	\$4,940,926
Bonds issued	225,200						225,200
Increase in compensated absences				3,852			3,852
Decrease in capital leases			(13,836)				(13,836)
Principal retirements	(132,102)	(127,500)					(259,602)
Defeased issues	(353,070)						(592,975)
		(239,905)					
Increase in estimated claims						157,380	157,380
Decrease in claims					(28,075)		(28,075)
Balance June 30, 1997	<u>\$2,227,576</u>	<u>\$ -0-</u>	<u>\$ 96,309</u>	<u>\$ 162,015</u>	<u>\$400,115</u>	<u>\$1,546,855</u>	<u>\$ 4,432,870</u>

* Estimated claims against the state, expressed in thousands, include the following: \$132,894 for the Second Injury Board, \$58,130 in estimated future liability claims against the state, \$38,456 in claims in excess of deposits for expropriation suits, \$1,240,998 representing the long-term portion of the claims for the Office of Risk Management, \$5,815 representing the long-term portion of the claims for State Employees' Group Benefits, \$5,083 in outstanding inverse condemnation suits, \$726 in unappropriated judgments, and \$64,753 in a cooperative endeavor agreement.

NOTE 12: RECONCILIATION OF CHANGES IN THE GENERAL LONG-TERM DEBT ACCOUNT GROUP

(Expressed in Thousands)

Balances of bond principal outstanding at June 30, 1997	
General Obligation Bonds (Note 8)	\$1,863,587
Revenue Bonds and others (Note 9)	<u>510,096</u>
Total bond principal outstanding at June 30, 1997	2,373,683
Less changes in bond principal for debt not included in General Long-Term Debt Account Group	
Colleges and Universities Fund Type	133,232
Louisiana Opportunity Loan Fund	<u>12,875</u>
Total bond principal not included in Long-Term Debt Account Group	146,107
Add debt included in General Long-Term Debt Account Group other than bonded indebtedness	
Capital lease obligations (Note 6)	96,309
Accrued compensated leave (Note 1)	162,015
Patient's Compensation Claims (Note 18)	400,115
Estimated liability for claims (Note 11)	<u>1,546,855</u>
Total debt included in General Long-Term Debt Account Group other than bonded Indebtedness	<u>2,205,294</u>
Balance per Schedule of Changes in General Long- Term Debt at June 30, 1997	<u>\$4,432,870</u>

NOTE 13: PROPERTY, PLANT, AND EQUIPMENT

A. GENERAL FIXED ASSETS

Changes in the General Fixed Assets Account Group by major asset classification for the year ended June 30, 1997, are presented below (expressed in thousands):

	General Fixed Assets July 1, 1996	Additions	Deletions	General Fixed Assets June 30, 1997
Land	\$ 220,513	\$ 708	\$ 635	\$ 220,586
Buildings and Improvements	990,708	49,150	7,107	1,032,751
Machinery and Equipment	980,032	135,276	82,676	1,032,632
Construction in Progress	<u>39,829</u>	<u>19,007</u>	<u>31,897</u>	<u>26,939</u>
Total General Fixed Assets	<u>\$2,231,082</u>	<u>\$204,141</u>	<u>\$122,315</u>	<u>\$2,312,908</u>

State of Louisiana

B. OTHER FIXED ASSETS

At June 30, 1997, property, plant, and equipment recorded in individual funds, net of accumulated depreciation where applicable, consisted of the following:

	Fund Types				Component Units
	<u>Enterprise</u>	<u>Internal Service</u>	<u>Trust</u>	<u>University</u>	
Land	\$ 3,009	\$ 1,694	\$ 3,246	\$ 180,518	\$173,342
Buildings and Improvements	1,929	14,107	15,902	1,759,305	927,549
Machinery and Equipment	13,627	21,091	10,268	1,114,607	122,481
Accumulated Depreciation	11,140	22,498	8,235		454,929
Construction in Progress		45			119,595
Property, Plant, and Equipment, Net	<u>\$ 7,425</u>	<u>\$14,439</u>	<u>\$21,181</u>	<u>\$3,054,430</u>	<u>\$ 888,038</u>

NOTE 14: SEGMENT INFORMATION - SPECIAL REVENUE FUNDS

Included in the state's reporting entity are special revenue funds accounting for the proceeds of special revenue sources that are legally restricted to expenditures for specified purposes. Segment information for the year ended June 30, 1997, is as follows for several of the major special revenue funds (expressed in thousands):

	<u>Deficit and Shortfall Fund</u>	<u>Lottery Proceeds Fund</u>	<u>Transportation Trust Fund</u>	<u>Video Draw Poker Device Fund</u>	<u>Wetlands Conservation and Restoration Fund</u>
Total Revenues	\$ 57		\$ 241,876		\$ 105
Operating Transfers In	147,218	\$ 107,154	447,034	\$ 179,047	37,511
Operating Transfers Out	(147,275)	(99,850)	(653,276)	(179,047)	(13,075)
Excess of Revenues and Other Financing Sources Over Expenditures and Other Uses		7,304	35,634		24,541
Fund Balances at Beginning of Year		53,315	317,890		74,981
Fund Balances at End of Year		60,619	353,524		99,522
Assets:					
Cash and Cash Equivalents		47,259	329,193	4,612	75,955
Due from Other Funds		13,360	70,269	7,729	23,567
Due from Federal Government			32,102		
Liabilities:					
Due to Other Funds	57		78,040	12,341	
Fund Balances-Reserved			338,535		50,215
Fund Balances- Undesignated		60,619	14,989		49,307

State of Louisiana

NOTE 15: SEGMENT INFORMATION - ENTERPRISE FUNDS

Included in the state's reporting entity are several enterprise funds providing various goods or services including loans to state and local governments, student financial assistance loans, and construction and/or acquisition of facilities for lease to the state. Descriptions and addresses of these organizations can be found in Note 1. Segment information for the year ended June 30, 1997, is as follows (expressed in thousands):

	<u>Drinking Water Revolving Loan Fund</u>	<u>Louisiana Correctional Facilities Corporation</u>	<u>Louisiana Lottery Corporation</u>	<u>Louisiana Office Buildings Corporation</u>	<u>Louisiana Office Facilities Corporatio n</u>
Operating Revenue		\$ 29	\$280,699	\$ 16	\$4,628
Depreciation			1,465		
Amortization					12
Operating Income (Loss)		(48)	98,460	(175)	2,538
Operating Transfers:					
In	\$4,084				
Out			(104,347)		
Net Income (Loss)	4,084	236	(2,734)	70	1,646
Property, Plant, and Equipment - Additions			398		
Net Working Capital	4,084	5,798	11,371	3,801	2,793
Total Assets	4,084	8,317	278,278	5,148	4,756
Total Equity	4,084	8,317	23,766	4,420	4,660
	<u>Louisiana Opportunity Loan Fund</u>	<u>Municipal Facilities Revolving Loan Fund</u>	<u>Louisiana Agricultural Finance Authority</u>	<u>Total Enterprise Funds</u>	
Operating Revenue	\$ 679	\$ 3,371	\$ 93	\$289,515	
Depreciation			284	1,749	
Amortization	37			49	
Operating Income (Loss)	464	3,371	(1,083)	103,527	
Federal Grants		25,000		25,000	
Operating Transfers:					
In		5,400		9,484	
Out		(621)		(104,968)	
Net Income (Loss)	(234)	33,092	(900)	35,260	
Property, Plant, and Equipment - Additions			1,510	1,908	
Net Working Capital	12,388	122,635	222	163,092	
Total Assets	15,031	126,564	3,374	445,552	
Bonds/Long-Term Liabilities Payable from Operating Revenues	12,875			12,875	
Total Equity	(116)	122,635	3,201	170,967	

NOTE 16: CONTINGENCIES

A. CLAIMS AND LIABILITIES HANDLED THROUGH RISK MANAGEMENT

Pursuant to Act Number 448 of the 1988 Regular Session of the Louisiana Legislature, LRS 39:1533 was re-enacted

to create the "Self-Insurance Fund" within the Department of the Treasury. The Self-Insurance Fund consists of all premiums paid by state agencies under the state's risk management program, the investment earnings thereon and commissions retained. The Self-Insurance Fund may

State of Louisiana

be used only for the payment of losses incurred by state agencies under the self-insurance program, together with insurance premiums, legal expenses, and administrative costs. The Office of Risk Management is responsible for the state's risk management program. That office now has the duty to negotiate, compromise and settle all claims including all tort claims against the state or state agencies covered by the Self-Insurance Fund, and all tort claims against the state or state agencies not covered by the Self-Insurance Fund when funding is provided by the legislature through the state General Fund.

To satisfy claims, judgments, and expenses associated with the judgments for fiscal year 1996-97, \$144,895,875 was paid from the Self-Insurance Fund. At June 30, 1997, outstanding non-discounted reserve valuations of the 13,292 open claims within the programs total \$1,253,515,154. As of June 30, 1997, there was an adjusted cash balance in the Self-Insurance Fund of \$123,675,053. The Office of Risk Management advises that the non-discounted liability reserve valuation for the claims in litigation against state agencies being handled by that office are valued at \$698,137,439 as of June 30, 1997.

B. CLAIMS AND LIABILITIES HANDLED OUTSIDE OF RISK MANAGEMENT

The Attorney General has opined that only a small portion of the dollar amount of potential liability to the state resulting from litigation pending against the state and not being handled through the Office of Risk Management will ultimately be recovered by plaintiffs. It is his opinion that the estimated future liability for existing claims against the state is in excess of \$58 million.

As a result of the reasoning of the Louisiana Supreme Court in the case of Chamberlain v. State of Louisiana, 624 So.2d874 (La. 1993), statutes enacted in an effort to control the state's liability for tort and related damages are currently being challenged as unconstitutional. These statutes are LRS 9:2800 relating to notice of a defective condition in state-owned premises, LRS 9:2798.1 relating to the discretionary function exemption to liability, and LRS 9:5628 relating to a three-year prescriptive/pre-emptive period in medical malpractice cases. A constitutional amendment overruling the rationale of Chamberlain became effective in November 1995. If this is given prospective application only, which is likely, to new cases arising after the effective date, older cases may continue to challenge these statutes with potentially severe fiscal impact.

Although they were not included in the dollar values set forth above, it should be noted that suits have been filed challenging the constitutionality of various acts including Congressional reapportionment, judicial redistricting, the state's open primary system, self-help repossession laws, the ability of minors to obtain abortions, the assessments that fund the Second Injury Board, and the Patients' Compensation Fund's payment of future medical expenses concerning custodial care, among others. Although these

cases do not seek recovery for damages, rulings adverse to the state could result in liability for the plaintiffs' attorneys' fees. Suits have been filed challenging the disbursement of state funds to parochial schools and constitutionality of the funding of the cost of the Minimum Foundation Program of Education. Several suits have been filed by the coastal parishes seeking a portion of the 8(g) settlement. Suits have been filed alleging lack of and/or negligent regulation of the insurance industry. A suit has also been filed alleging that the collection of local sales and use taxes from people moving to Louisiana violates the Commerce Clause of the U.S. Constitution. Suits have also been filed challenging the law banning gill nets. Although these matters are not quantifiable at this time, if any of them are decided adversely to the state, the cost to the state could be significant. While most of these cases do not seek recovery for damages, rulings adverse to the state could result in liability for the plaintiffs' attorneys' fees.

As of August 12, 1997, the Department of Transportation and Development advised that there were 1,248 expropriation cases pending with a total dollar demand of \$156,924,096. The Department of Transportation and Development has on deposit for the payment of those suits the sum of \$38,456,161. The Department of Transportation and Development estimates the exposure at \$76,912,322. There were 112 outstanding inverse condemnation suits with demands of approximately \$20,331,963 and with an estimated exposure of approximately \$5,082,991. Expropriation suits filed by levee boards and other expropriating entities other than the Department of Transportation and Development have not been included in this number because the state does not appropriate the dollar amount due to the landowners.

As of June 30, 1997, we are not aware of any pending suits concerning the ability of the state to issue bonds or other evidences of indebtedness.

The Department of Revenue has advised that the total amount of pending litigation affecting the State's right to tax exceeds \$144 million. This figure includes suits challenging the State's application of taxes and right of prescription. It should also be noted that suits have been filed challenging the State's corporate franchise tax as amended by Act 690 of the 1994 Regular Session and the individual income tax, among others. While the outcomes of these suites are unknown at present, it should be noted that if the court decisions are against the State, there is the potential for a negative impact on the unreserved/undesignated balance of the General Fund.

Judgments in excess of \$725,568 were rendered against the state prior to June 30, 1997, and were not appropriated. The 1994 Legislature passed Act 1038, which specifies that any settlement or compromise agreement of claims against the state or a state agency for an amount of \$500,000 or more that is covered by the Self-Insurance Fund, or of tort claims against the state or state agencies whether or not covered by the Self-Insurance Fund, shall not be made unless the agreement is approved by a

majority of the members of a subcommittee of the Joint Legislative Committee on the Budget, comprising 3 members of the Senate and 3 members of the House of Representatives designated by the chairman.

The Louisiana Workers' Compensation Second Injury board encourages employers to hire physically handicapped employees who have a permanent partial disability, by reimbursing the employer or, if insured, his or her insurance carrier for part of the workers' compensation costs for-on- the job injuries. The estimated total future payments to be made for claims outstanding at June 30, 1997, was \$132,893,552 and is reported in the General Long-Term Debt Account Group. Funds to make these payments will come from an annual assessment made against all insurance companies writing workers' compensation insurance in the state and all employers that are self-insured.

C. DISALLOWANCES

A considerable amount of federal grant dollars is received by the state subject to financial and compliance audits mandated by the grantors. Disallowances resulting from these audits may become a liability of the state and are estimated to be \$2,082,477. This amount is not reflected in the accompanying financial statements.

D. LIABILITIES AS A RESULT OF ADMINISTRATIVE RESPONSIBILITY

The state agency charged with the administrative responsibility of the Food Stamp Program is the Office of Family Support. According to that agency, the value of coupons located in the parishes at June 30, 1997, for which the state is ultimately liable is \$83,344,000, which is reported in the General Fund per the Governmental Accounting Standards Board's Pronouncement 24. Similarly, the state is the recipient of food commodities

from the federal government and is responsible for distribution to the agencies, institutions, etc., that will ultimately distribute the food. The value of surplus commodities on hand in state warehouses at June 30, 1997, is \$3,789,065. At this time, the state anticipates no material losses because of these two federal programs.

E. LOUISIANA'S INACTIVE AND ABANDONED SITES

Like the United States, Louisiana is still faced with the substantial challenge of cleaning up hazardous waste sites after decades of ignorance or inattention to proper waste disposal. The Hazardous Waste Site Cleanup Fund is funded by an annual appropriation of \$4.0 million. Although the statute establishing the fund permits the Louisiana Department of Environmental Quality (department) to use only 35% of the total \$4.0 million for operating cost, the stability of the fund allows the department to continue to aggressively pursue site assessments and cleanups. During the fiscal year 1996-97, the department completed 77 site assessments and 9 site cleanups. As of the close of the year, there were 410 potential hazardous waste sites remaining to be assessed, and 120 confirmed hazardous waste sites needing cleanups. Of the 120, the state has ongoing cleanups at 66 sites, with 54 awaiting cleanup pending availability of staff or financial resources. When the department completes an assessment and identifies the site as falling under the state's jurisdiction, it means that hazardous substances are present, the sites do not qualify for federal cleanup funds, and responsible parties have not been found or are not solvent to pay for cleanups. The number of sites that the state will ultimately be responsible for cleaning up is unknown. At present, no reliable estimate of the total cleanup cost for the known and unknown waste sites is available. As a result, no amounts have been accrued in the accompanying financial statement or in the general long-term debt account group related to liabilities involving hazardous waste site cleanup.

NOTE 17: COMPARATIVE DATA - FISCAL REPORTING PERIOD

Included in the financial statements are several blended component units having year ends different from the state's fiscal year which ends June 30. The component units and applicable year ends are as follows. Those discrete component units whose fiscal year differs with the state's fiscal year are shown in Note 1.

Blended Component Units:

Ascension-St. James Bridge and Ferry Authority	October 31, 1996
Crescent City Connection Division	October 31, 1996
Barber Examiners Board	December 31, 1996
Cemetery Board	December 31, 1996
Certified Stress Analyst Board	December 31, 1996
Louisiana Public Employees Deferred Compensation Plan	December 31, 1996
Louisiana State Board of Medical Examiners	December 31, 1996
Optometry Board	December 31, 1996

State of Louisiana

NOTE 18: OTHER DISCLOSURES

A. GUARANTEED STUDENT LOANS

The Louisiana Student Financial Assistance Commission (LASFAC) participates in the U. S. Department of Education Guaranteed Student Loan Program whereby guaranteed loans are reinsured by the federal government. Through participation agreements with various lending institutions, LASFAC guarantees 100% or 98% of principal and interest of qualified student loans made by lenders and purchases all defaulted loans to the extent of its guarantee. LASFAC receives from the Department of Education reinsurance reimbursements for claims paid because of default, death, disability, and bankruptcy. The reinsurance may be 78% to 100% of claims paid, depending on the agency's annual default experience. Under the Federal Guaranteed Student Loan Program, LASFAC is obligated to pay the Department of Education 73% of collections on defaulted loans for which LASFAC has received reinsurance reimbursements. The remainder is retained for administrative expenses. Outstanding guaranteed student loans at June 30, 1997, amounted to \$930,137,826.

B. LOUISIANA AGRICULTURAL FINANCE AUTHORITY

Administrative functions of the Louisiana Agricultural Finance Authority are included and reported within the General Fund as budgeted. The authority has a balance of outstanding private activity debt of \$97,430,222, which is not included in the accompanying financial statements.

C. PATIENTS' COMPENSATION FUND

The Patients' Compensation Fund acts primarily as an agent to facilitate payment of medical malpractice claims covering excess liability of private sector health care providers practicing in the state. The fund levies surcharges to private sector health care providers to pay settled claims and administrative expenses paid on behalf of health care providers during the prior year. Act 507 of 1988 amended LRS 40:1299.44 to further define the fund by including language specifically stating that the fund and any income from it are not public monies. Therefore, obligations for payment of claims against the fund are not liabilities of the state. However, because of the provisions of Cod. 2100.108-112, the long-term obligations of the fund, \$400,114,843, are reported in the General Long-Term Debt Account Group.

D. LOUISIANA HOUSING FINANCE AGENCY

For the reasons explained below, the financial statements included herein for the Louisiana Housing Finance Agency

do not include \$589,513,000 in notes and bonds payable which are debt instruments for single and multifamily mortgage revenue bonds. To facilitate its programs, the agency has obtained long-term financing for all applicable projects within all programs. The issuance of debt for the financing of projects by the agency is subject to the approval of the Louisiana State Bond Commission. Bonds are issued under various bond resolutions adopted by the agency to permanently finance and provide financing during the construction period for multifamily qualified projects. Substantially all of the assets of each program of the agency are pledged as collateral for the payment of principal and interest on bond and note indebtedness only of that program. The obligations of the programs are not obligations of the state, and the state is not liable for such obligations. The ability of the programs to meet the debt service requirements on bonds issued to finance mortgage loans is dependent on the ability of the mortgagors in such programs to generate sufficient funds to meet their respective mortgage repayments.

E. OFFICE OF RISK MANAGEMENT

As partial settlement of certain claims, the Office of Risk Management from time to time purchases annuities to pay claimants. From July 1, 1986, to June 30, 1997, 87 annuities totaling \$56,471,898 had been purchased. At June 30, 1997, the amount outstanding on these annuities was \$137,067,612. Payments to claimants are made by third-party trustees. Fifty-four of the 87 annuities purchased to date release the state from further liability on the related claims; the remaining 33 annuities are not expected to ever become liabilities of the state.

F. RECONCILIATION OF CLAIMS LIABILITY FOR STATE RISK PROGRAMS

The state is exposed to various risks of losses related to tort claims and the self-insured and self-funded State Employees' Group Benefits Program, which provides health and life insurance benefits to its active and retired employees. Beginning in 1989, the state decided to stop carrying commercial insurance because of its prohibitive cost and began covering all claim settlements and judgments out of its General Fund resources. Claim expenditures and liabilities are reported when it is probable that a loss has occurred and the amount of that loss can be reasonably estimated. Per the requirements of GASB Statement 10, as amended by GASB Statements 17 and 30, total claims and judgments expenditures were \$446 million, which was calculated by subtracting the change between fiscal years 1996 and 1997 in the General Long-Term Debt liabilities for future liability claims against the

State of Louisiana

state, the long-term portion of the claims for the Office of Risk Management and State Employees' Group Benefits, and unappropriated judgments, from the claim payments net of estimated recoveries for the year of \$378 million. Changes in the reported liability since June 30, 1995, resulted from the following as restated (expressed in thousands):

	Beginning of Fiscal Year <u>Liability</u>	Claims and Changes in <u>Estimates</u>	Claim <u>Payments</u>	Recoveries from Settled and Unsettled <u>Claims</u>	Balance at Fiscal Year End
1995-96	\$1,177,384*	\$474,501	\$345,147	\$ 301	\$1,306,437
1996-97	1,306,437	448,729	382,163	4,573	1,368,430

*As restated.

NOTE 19: COMPONENT UNIT CONDENSED FINANCIAL STATEMENTS

(Expressed in Thousands)

	Greater Baton Rouge Port <u>Commission</u>	Greater New Orleans Expressway <u>Commission</u>	Lake Charles Harbor and Terminal <u>District</u>	Louisiana Housing Finance <u>Agency</u>
1. Condensed Balance Sheet				
a. Current assets	\$ 6,082	\$ 32,539	\$94,092	\$21,586
b. Property plant and equipment	27,240	1,947	71,814	208
c. Amount to be provided (and available) for retirement of general long term debt		63,315		
d. Current liabilities	967	6,930	2,634	1,886
e. Bonds and other long term liabilities outstanding	2,999	63,315	25,000	359
f. Working capital	5,115	25,609	91,458	19,700
2. Condensed statement of revenues, expenses, and changes in equity for component units that use proprietary fund accounting				
a. Operating revenues	\$4,044	\$468	\$15,527	\$ 4,260
b. Depreciation	1,446		3,540	50
c. Other operating expenses	3,288	718	12,640	2,164
d. Operating income (loss)	(690)	(250)	(653)	2,046
e. Transfer to/from the primary government and other component units				
f. Net income or loss	(494)	(250)	4,598	9,910
g. Current capital contributions	2,398		604	
3. Condensed statement of revenues, expenditures, and changes in fund balances for component units that use governmental fund accounting				
a. Revenues		\$19,989		
b. Current expenditures		7,692		
c. Capital outlay expenditures		4,346		
d. Debt service expenditures		5,294		
e. Transfer to/from the primary government and other component units				
f. Excess (deficiency) of revenues over expenditures		2,657		

State of Louisiana

	Louisiana Stadium and Exposition District	New Orleans Port Commission	Orleans Levee District	All Others
1. Condensed Balance Sheet				
a. Current assets	\$106,451	\$ 67,295	\$ 69,085	\$749,513
b. Property plant and equipment	167,944	323,286	112,635	182,964
c. Amount to be provided (and available) for retirement of general long term debt	201,220		88,799	11,278
d. Current liabilities	8,599	10,539	8,998	515,594
e. Bonds and other long term liabilities outstanding	201,220	9,548	124,789	16,991
f. Working capital	97,852	56,756	60,087	233,919
2. Condensed statement of revenues, expenses, and changes in equity for component units that use proprietary fund accounting				
a. Operating revenues	\$ 17,170	\$41,225	\$10,556	\$191,256
b. Depreciation	5,764	11,232	3,020	4,746
c. Other operating expenses	26,335	22,897	7,364	198,406
d. Operating income (loss)	(14,929)	7,096	172	(11,896)
e. Transfer to/from the primary government and other component units			364	9,550
f. Net income or loss	(1,303)	9,875	(2,618)	27,319
g. Current capital contributions	21,920	(584)	(4,007)	4,454
3. Condensed statement of revenues, expenditures, and changes in fund balances for component units that use governmental fund accounting				
a. Revenues	\$16,316		\$ 23,747	\$57,524
b. Current expenditures			14,811	27,508
c. Capital outlay expenditures	42,431		17,360	17,966
d. Debt service expenditures	9,286		70,806	1,200
e. Transfer to/from the primary government and other component units			(364)	
f. Excess (deficiency) of revenues over expenditures	(35,401)		(79,230)	(10,850)

NOTE 20: SUBSEQUENT EVENTS

GENERAL OBLIGATION BOND ISSUE

The State Bond Commission is planning to issue at least \$200 million in general obligation bonds to finance capital

outlay projects. It is probable that additional amounts will be issued for refunding purposes, but the exact amount is not known at this time. The sale of these bonds is anticipated to take place in March or April 1998.

GENERAL FUND BALANCE SHEET

JUNE 30, 1997

(EXPRESSED IN THOUSANDS)

	<u>1997</u>
<u>ASSETS</u>	
CASH AND CASH EQUIVALENTS	\$ 437,509
INVESTMENTS	14,263
RECEIVABLES:	
ACCOUNTS RECEIVABLE	88,639
LOAN TO PROVIDERS	149
DUE FROM OTHER FUNDS	594,682
DUE FROM FEDERAL GOVERNMENT	496,480
INVENTORIES - REGULAR	69,609
INVENTORIES - FOOD STAMPS	83,344
OTHER ASSETS	<u>343</u>
TOTAL ASSETS	<u>\$ 1,785,018</u>
 <u>LIABILITIES AND FUND BALANCE</u>	
LIABILITIES:	
ACCOUNTS PAYABLE AND ACCRUALS	\$ 716,419
OTHER PAYABLES	10,832
DUE TO FEDERAL GOVERNMENT	37,204
DUE TO OTHER FUNDS	286,097
DEFERRED REVENUES	114,393
ESTIMATED LIABILITY FOR CLAIMS	<u>62,761</u>
TOTAL LIABILITIES	<u>1,227,706</u>
FUND BALANCE:	
RESERVED FOR INVENTORY	69,609
RESERVED FOR ENCUMBRANCES	47,474
RESERVED FOR OTHER SPECIFIC PURPOSES	305,215
UNRESERVED-UNDESIGNATED	<u>135,014</u>
TOTAL FUND BALANCE	<u>557,312</u>
TOTAL LIABILITIES AND FUND BALANCE	<u>\$ 1,785,018</u>

State of Louisiana

GENERAL FUND STATEMENT OF REVENUES, EXPENDITURES, AND CHANGES IN FUND BALANCE

FOR THE YEAR ENDED JUNE 30, 1997

(EXPRESSED IN THOUSANDS)

	<u>1997</u>
REVENUES:	
INTERGOVERNMENTAL REVENUES	\$ 4,529,965
OTHER	<u>7,445</u>
TOTAL REVENUES	<u>4,537,410</u>
EXPENDITURES:	
CURRENT:	
GENERAL GOVERNMENT	1,336,118
CULTURE, RECREATION, AND TOURISM	40,649
TRANSPORTATION AND DEVELOPMENT	244,976
PUBLIC SAFETY	155,148
HEALTH AND WELFARE	4,626,809
CORRECTIONS	406,689
CONSERVATION	166,337
EDUCATION	2,854,205
OTHER	2,696
INTERGOVERNMENTAL	339,656
DEBT SERVICE:	
PRINCIPAL RETIREMENT	365,486
INTEREST AND FISCAL CHARGES	<u>16,906</u>
TOTAL EXPENDITURES	<u>10,555,675</u>
EXCESS (DEFICIENCY) OF REVENUES OVER EXPENDITURES	<u>(6,018,265)</u>
OTHER FINANCING SOURCES (USES):	
OPERATING TRANSFERS IN	7,307,979
OPERATING TRANSFERS OUT	(1,337,605)
OTHER	<u>2,764</u>
TOTAL OTHER FINANCING SOURCES (USES)	<u>5,973,138</u>
EXCESS OF REVENUES AND OTHER FINANCING SOURCES OVER EXPENDITURES AND OTHER USES	(45,127)
FUND BALANCE AT BEGINNING OF YEAR AS RESTATED	604,853
DECREASE IN RESERVE FOR INVENTORIES	(2,753)
FUND EQUITY TRANSFER	<u>339</u>
FUND BALANCE AT END OF YEAR	<u>\$ 557,312</u>



State of Louisiana

SPECIAL REVENUE FUNDS*

COMBINING BALANCE SHEET

JUNE 30, 1997

(EXPRESSED IN THOUSANDS)

	GENERAL GOVERNMENT	CULTURE, RECREATION, AND TOURISM	TRANSPORTATION AND DEVELOPMENT	PUBLIC SAFETY	HEALTH AND WELFARE
ASSETS					
CASH AND CASH EQUIVALENTS	\$ 93,562	\$ 10,578	\$ 331,652	\$ 2,260	\$ 24,301
INVESTMENTS	66,268	--	--	--	--
RECEIVABLES	57	2,681	--	--	--
DUE FROM OTHER FUNDS	6,431	3,621	70,589	409	23,142
DUE FROM FEDERAL GOVERNMENT	--	--	32,102	--	--
OTHER ASSETS	--	--	--	--	--
TOTAL ASSETS	\$ 166,318	\$ 16,880	\$ 434,343	\$ 2,669	\$ 47,443
LIABILITIES AND FUND BALANCES					
LIABILITIES:					
ACCOUNTS PAYABLE AND ACCRUALS	\$ --	\$ --	\$ --	\$ --	\$ --
DUE TO OTHER FUNDS	17,788	7,491	78,876	1,431	351
DUE TO LOCAL GOVERNMENTS	--	--	--	--	--
OTHER LIABILITIES	--	--	--	--	--
TOTAL LIABILITIES	17,788	7,491	78,876	1,431	351
FUND BALANCES:					
RESERVED FOR:					
ENCUMBRANCES	7,751	--	21,885	325	87
CONTINUING PROJECTS	--	--	317,000	--	--
OPERATIONS AND MAINTENANCE	--	--	--	--	--
OTHER	--	--	--	--	--
UNRESERVED:					
DESIGNATED FOR:					
FUTURE EXAMINATIONS AND TESTING	--	--	--	--	--
OTHER	--	--	--	--	--
UNDESIGNATED	140,779	9,389	16,582	913	47,005
TOTAL FUND BALANCES	148,530	9,389	355,467	1,238	47,092
TOTAL LIABILITIES AND FUND BALANCES	\$ 166,318	\$ 16,880	\$ 434,343	\$ 2,669	\$ 47,443

* Shown by functional categorization.

State of Louisiana

CORRECTIONS	CONSERVATION AND ENVIRONMENT	EDUCATION	GAMING	OTHER	INTER- GOVERNMENTAL	TOTAL JUNE 30, 1997
\$ 138	\$ 192,740	\$ 85,777	\$ 76,638	\$ 30,423	\$ 31,861	\$ 879,930
--	3,670	--	--	316	423	70,677
--	531	--	--	647	7,570	11,486
145	31,676	2,558	24,548	58	7,137	170,314
--	--	--	--	--	--	32,102
--	--	--	--	93	122	215
<u>\$ 283</u>	<u>\$ 228,617</u>	<u>\$ 88,335</u>	<u>\$ 101,186</u>	<u>\$ 31,537</u>	<u>\$ 47,113</u>	<u>\$ 1,164,724</u>
\$ --	\$ --	\$ --	\$ --	\$ 98	\$ 885	\$ 983
--	4,191	67	13,946	856	265	125,262
--	--	--	--	--	31,150	31,150
<u>--</u>	<u>--</u>	<u>--</u>	<u>--</u>	<u>2,904</u>	<u>1,677</u>	<u>4,581</u>
<u>--</u>	<u>4,191</u>	<u>67</u>	<u>13,946</u>	<u>3,858</u>	<u>33,977</u>	<u>161,976</u>
--	51,297	--	548	--	564	82,457
--	--	--	--	--	--	317,000
--	--	--	--	9,922	--	9,922
--	100	--	--	--	--	100
--	--	--	--	--	409	409
--	--	--	--	14,521	--	14,521
<u>283</u>	<u>173,029</u>	<u>88,268</u>	<u>86,692</u>	<u>3,236</u>	<u>12,163</u>	<u>578,339</u>
<u>283</u>	<u>224,426</u>	<u>88,268</u>	<u>87,240</u>	<u>27,679</u>	<u>13,136</u>	<u>1,002,748</u>
<u>\$ 283</u>	<u>\$ 228,617</u>	<u>\$ 88,335</u>	<u>\$ 101,186</u>	<u>\$ 31,537</u>	<u>\$ 47,113</u>	<u>\$ 1,164,724</u>

State of Louisiana

SPECIAL REVENUE FUNDS*

COMBINING STATEMENT OF REVENUES, EXPENDITURES, AND CHANGES IN FUND BALANCES FOR THE YEAR ENDED JUNE 30, 1997

(EXPRESSED IN THOUSANDS)

	GENERAL GOVERNMENT	CULTURE, RECREATION, AND TOURISM	TRANSPORTATION AND DEVELOPMENT	PUBLIC SAFETY	HEALTH AND WELFARE
REVENUES:					
INTERGOVERNMENTAL REVENUES	\$ --	\$ --	\$ 241,876	\$ --	\$ --
TAXES	57	16,803	--	--	--
USE OF MONEY AND PROPERTY	3,514	81	26	--	1
LICENSES, PERMITS, AND FEES	--	--	--	--	--
SALES OF COMMODITIES AND SERVICES	--	--	--	--	--
OTHER	3,444	--	--	--	12
TOTAL REVENUES	7,015	16,884	241,902	--	13
EXPENDITURES:					
OTHER	--	--	--	--	5
INTERGOVERNMENTAL	--	--	--	--	--
TOTAL EXPENDITURES	--	--	--	--	5
EXCESS (DEFICIENCY) OF REVENUES OVER EXPENDITURES	7,015	16,884	241,902	--	8
OTHER FINANCING SOURCES (USES):					
OPERATING TRANSFERS IN	380,368	17,266	453,555	7,792	76,172
OPERATING TRANSFERS OUT	(365,615)	(32,934)	(659,353)	(7,016)	(50,191)
TOTAL OTHER FINANCING SOURCES (USES)	14,753	(15,668)	(205,798)	776	25,981
EXCESS OF REVENUES AND OTHER FINANCING SOURCES OVER EXPENDITURES AND OTHER USES	21,768	1,216	36,104	776	25,989
FUND BALANCES AT BEGINNING OF YEAR AS RESTATED	126,762	8,173	319,363	462	21,103
FUND BALANCES AT END OF YEAR	\$ 148,530	\$ 9,389	\$ 355,467	\$ 1,238	\$ 47,092

* Shown by functional categorization.

State of Louisiana

	CORRECTIONS	CONSERVATION AND ENVIRONMENT	EDUCATION	GAMING	OTHER	INTER- GOVERNMENTAL	TOTAL JUNE 30, 1997
\$	--	\$ --	\$ --	\$ --	\$ 5,497	\$ --	247,373
	--	--	--	--	--	1	16,861
	--	3,139	--	--	22,476	34,199	63,436
	--	23	--	--	29,214	25,004	54,241
	--	--	--	--	86	1,593	1,679
	--	168	50	--	2,076	1,432	7,182
	--	3,330	50	--	59,349	62,229	390,772
	--	--	--	--	25,749	353	26,107
	--	--	--	--	323	90,650	90,973
	--	--	--	--	26,072	91,003	117,080
	--	3,330	50	--	33,277	(28,774)	273,692
	152	162,470	93,661	341,616	18,518	31,954	1,583,524
	--	(140,589)	(10,487)	(337,936)	(32,018)	(768)	(1,636,907)
	152	21,881	83,174	3,680	(13,500)	31,186	(53,383)
	152	25,211	83,224	3,680	19,777	2,412	220,309
	131	199,215	5,044	83,560	7,902	10,724	782,439
\$	283	\$ 224,426	\$ 88,268	\$ 87,240	\$ 27,679	\$ 13,136	\$ 1,002,748

State of Louisiana

SPECIAL REVENUE FUNDS*

COMBINING SCHEDULE OF REVENUES, EXPENDITURES, AND CHANGES

IN FUND BALANCES - BUDGET AND ACTUAL (NON-GAAP BASIS)

FOR THE YEAR ENDED JUNE 30, 1997

(EXPRESSED IN THOUSANDS)

	GENERAL GOVERNMENT			CULTURE, RECREATION AND TOURISM		
	BUDGET	ACTUAL	VARIANCE FAVORABLE (UNFAVORABLE)	BUDGET	ACTUAL	VARIANCE FAVORABLE (UNFAVORABLE)
REVENUES:						
INTERGOVERNMENTAL REVENUES	\$ --	\$ --	\$ --	\$ --	\$ --	--
TAXES	--	--	--	15,000	16,803	1,803
USE OF MONEY AND PROPERTY	24,017	3,514	(20,503)	--	81	81
LICENSES, PERMITS, AND FEES	--	--	--	--	--	--
SALES OF COMMODITIES AND SERVICES	--	--	--	--	--	--
OTHER	--	3,444	3,444	--	--	--
TOTAL REVENUES	<u>24,017</u>	<u>6,958</u>	<u>(17,059)</u>	<u>15,000</u>	<u>16,884</u>	<u>1,884</u>
EXPENDITURES:						
OTHER	--	--	--	--	--	--
INTERGOVERNMENTAL	--	--	--	--	--	--
TOTAL EXPENDITURES	<u>--</u>	<u>--</u>	<u>--</u>	<u>--</u>	<u>--</u>	<u>--</u>
EXCESS (DEFICIENCY) OF REVENUES OVER EXPENDITURES	<u>24,017</u>	<u>6,958</u>	<u>(17,059)</u>	<u>15,000</u>	<u>16,884</u>	<u>1,884</u>
OTHER FINANCING SOURCES (USES):						
OPERATING TRANSFERS IN	--	97	97	--	134	134
OPERATING TRANSFERS OUT	(24,017)	(2,184)	21,833	(15,000)	(16,775)	(1,775)
TOTAL OTHER FINANCING SOURCES (USES)	<u>(24,017)</u>	<u>(2,087)</u>	<u>21,930</u>	<u>(15,000)</u>	<u>(16,641)</u>	<u>(1,641)</u>
EXCESS (DEFICIENCY) OF REVENUES AND OTHER FINANCING SOURCES OVER EXPENDITURES AND OTHER USES	--	4,871	4,871	--	243	243
FUND BALANCES AT BEGINNING OF YEAR AS RESTATED	<u>44,884</u>	<u>44,884</u>	<u>--</u>	<u>1,010</u>	<u>1,010</u>	<u>--</u>
FUND BALANCES AT END OF YEAR	<u>\$ 44,884</u>	<u>\$ 49,755</u>	<u>\$ 4,871</u>	<u>\$ 1,010</u>	<u>\$ 1,253</u>	<u>\$ 243</u>

* Shown by functional categorization.

(Continued)

State of Louisiana

TRANSPORTATION AND DEVELOPMENT			CONSERVATION AND ENVIRONMENT			OTHER		
BUDGET	ACTUAL	VARIANCE FAVORABLE (UNFAVORABLE)	BUDGET	ACTUAL	VARIANCE FAVORABLE (UNFAVORABLE)	BUDGET	ACTUAL	VARIANCE FAVORABLE (UNFAVORABLE)
\$ 255,934	\$ 241,876	\$ (14,058)	\$ --	\$ --	\$ --	\$ --	\$ --	\$ --
--	--	--	--	--	--	--	--	--
--	--	--	2,567	3,139	572	--	--	--
--	--	--	--	23	23	11,200	27,856	16,656
--	--	--	--	--	--	--	--	--
--	--	--	--	159	159	--	--	--
<u>255,934</u>	<u>241,876</u>	<u>(14,058)</u>	<u>2,567</u>	<u>3,321</u>	<u>754</u>	<u>11,200</u>	<u>27,856</u>	<u>16,656</u>
--	--	--	--	--	--	11,200	10,459	741
--	--	--	--	--	--	--	--	--
--	--	--	--	--	--	11,200	10,459	741
<u>255,934</u>	<u>241,876</u>	<u>(14,058)</u>	<u>2,567</u>	<u>3,321</u>	<u>754</u>	--	17,397	17,397
443,180	447,034	3,854	25,000	38,367	13,367	--	--	--
<u>(699,114)</u>	<u>(653,276)</u>	<u>45,838</u>	<u>(27,567)</u>	<u>(15,276)</u>	<u>12,291</u>	--	<u>(17,397)</u>	<u>(17,397)</u>
<u>(255,934)</u>	<u>(206,242)</u>	<u>49,692</u>	<u>(2,567)</u>	<u>23,091</u>	<u>25,658</u>	--	<u>(17,397)</u>	<u>(17,397)</u>
--	35,634	35,634	--	26,412	26,412	--	--	--
<u>317,890</u>	<u>317,890</u>	<u>--</u>	<u>83,700</u>	<u>83,700</u>	<u>--</u>	--	--	--
<u>\$ 317,890</u>	<u>\$ 353,524</u>	<u>\$ 35,634</u>	<u>\$ 83,700</u>	<u>\$ 110,112</u>	<u>\$ 26,412</u>	<u>\$ --</u>	<u>\$ --</u>	<u>\$ --</u>

State of Louisiana

SPECIAL REVENUE FUNDS*

COMBINING SCHEDULE OF REVENUES, EXPENDITURES, AND CHANGES

IN FUND BALANCES - BUDGET AND ACTUAL (NON-GAAP BASIS)

FOR THE YEAR ENDED JUNE 30, 1997

(EXPRESSED IN THOUSANDS)

	INTERGOVERNMENTAL			TOTAL BUDGETED SPECIAL REVENUE FUNDS BY FUNCTION		
	BUDGET	ACTUAL	VARIANCE FAVORABLE (UNFAVORABLE)	BUDGET	ACTUAL	VARIANCE FAVORABLE (UNFAVORABLE)
REVENUES:						
INTERGOVERNMENTAL REVENUES	\$ --	\$ --	--	\$ 255,934	\$ 241,876	\$(14,058)
TAXES	1	1	--	15,001	16,804	1,803
USE OF MONEY AND PROPERTY	26,626	34,140	7,514	53,210	40,874	\$(12,336)
LICENSES, PERMITS, AND FEES	24,448	24,173	(275)	35,648	52,052	16,404
SALES OF COMMODITIES AND SERVICES	28	20	(8)	28	20	(8)
OTHER	189	663	474	189	4,266	4,077
TOTAL REVENUES	<u>51,292</u>	<u>58,997</u>	<u>7,705</u>	<u>360,010</u>	<u>355,892</u>	<u>\$(4,118)</u>
EXPENDITURES:						
OTHER	364	353	11	11,564	10,812	752
INTERGOVERNMENTAL	82,520	88,158	(5,638)	82,520	88,158	(5,638)
TOTAL EXPENDITURES	<u>82,884</u>	<u>88,511</u>	<u>(5,627)</u>	<u>94,084</u>	<u>98,970</u>	<u>(4,886)</u>
EXCESS (DEFICIENCY) OF REVENUES OVER EXPENDITURES	<u>(31,592)</u>	<u>(29,514)</u>	<u>2,078</u>	<u>265,926</u>	<u>256,922</u>	<u>\$(9,004)</u>
OTHER FINANCING SOURCES (USES):						
OPERATING TRANSFERS IN	31,500	31,954	454	499,680	517,586	17,906
OPERATING TRANSFERS OUT	--	(768)	(768)	(765,698)	(705,676)	60,022
TOTAL OTHER FINANCING SOURCES (USES)	<u>31,500</u>	<u>31,186</u>	<u>(314)</u>	<u>(266,018)</u>	<u>(188,090)</u>	<u>77,928</u>
EXCESS (DEFICIENCY) OF REVENUES AND OTHER FINANCING SOURCES OVER EXPENDITURES AND OTHER USES	<u>(92)</u>	<u>1,672</u>	<u>1,764</u>	<u>(92)</u>	<u>68,832</u>	<u>68,924</u>
FUND BALANCES AT BEGINNING OF YEAR AS RESTATED	<u>9,221</u>	<u>9,221</u>	<u>--</u>	<u>456,705</u>	<u>456,705</u>	<u>--</u>
FUND BALANCES AT END OF YEAR	<u>\$ 9,129</u>	<u>\$ 10,893</u>	<u>\$ 1,764</u>	<u>\$ 456,613</u>	<u>\$ 525,537</u>	<u>\$ 68,924</u>

* Shown by functional categorization.

(Concluded)



State of Louisiana

DEBT SERVICE FUNDS

COMBINING BALANCE SHEET

JUNE 30, 1997

(EXPRESSED IN THOUSANDS)

	ASCENSION- ST. JAMES BRIDGE AND FERRY AUTHORITY *	BOND SECURITY AND REDEMPTION FUND	CRESCENT CITY CONNECTION DIVISION *	PARISH ROYALTY SINKING FUND	TRANSPORTATION INFRASTRUCTURE MODEL FOR ECONOMIC DEVELOPMENT	TOTAL JUNE 30, 1997
ASSETS						
CASH AND CASH EQUIVALENTS	\$ 148	\$ 78,394	\$ 2,204	\$ 763	\$ 132,378	\$ 213,887
INVESTMENTS	3,210	12,988	2,984	--	28,986	48,168
RECEIVABLES	--	611,238	106	--	2,465	613,809
DUE FROM OTHER FUNDS	--	<u>112,903</u>	--	--	<u>39,647</u>	<u>152,550</u>
TOTAL ASSETS	<u>\$ 3,358</u>	<u>\$ 815,523</u>	<u>\$ 5,294</u>	<u>\$ 763</u>	<u>\$ 203,476</u>	<u>\$ 1,028,414</u>
LIABILITIES AND FUND BALANCES						
LIABILITIES:						
ACCOUNTS PAYABLE	\$ --	\$ 24	\$ --	\$ --	\$ 2,465	\$ 2,489
REFUNDS PAYABLE	--	151,944	--	--	--	151,944
DUE TO FEDERAL GOVERNMENT	--	177	--	--	--	177
DUE TO OTHER FUNDS	--	663,378	58	--	4,877	668,313
MATURED BONDS AND INTEREST PAYABLE	--	--	<u>2,011</u>	--	--	<u>2,011</u>
TOTAL LIABILITIES	--	<u>815,523</u>	<u>2,069</u>	--	<u>7,342</u>	<u>824,934</u>
FUND BALANCES:						
RESERVED FOR DEBT SERVICE	3,358	--	3,225	763	27,006	34,352
RESERVED FOR UNLET CONTRACTS	--	--	--	--	<u>169,128</u>	<u>169,128</u>
TOTAL FUND BALANCES	<u>3,358</u>	--	<u>3,225</u>	<u>763</u>	<u>196,134</u>	<u>203,480</u>
TOTAL LIABILITIES AND FUND BALANCES	<u>\$ 3,358</u>	<u>\$ 815,523</u>	<u>\$ 5,294</u>	<u>\$ 763</u>	<u>\$ 203,476</u>	<u>\$ 1,028,414</u>

* As of October 31, 1996.

State of Louisiana

DEBT SERVICE FUNDS

COMBINING STATEMENT OF REVENUES, EXPENDITURES, AND CHANGES IN FUND BALANCES

FOR THE YEAR ENDED JUNE 30, 1997

(EXPRESSED IN THOUSANDS)

	ASCENSION- ST. JAMES BRIDGE AND FERRY AUTHORITY *	BOND SECURITY AND REDEMPTION FUND	CRESCENT CITY CONNECTION DIVISION *	LOUISIANA RECOVERY DISTRICT FUND	PARISH ROYALTY SINKING FUND	TRANSPORTATION INFRASTRUCTURE MODEL FOR ECONOMIC DEVELOPMENT	TOTAL JUNE 30, 1997
REVENUES:							
INTERGOVERNMENTAL REVENUES	\$ --	\$ 13,724	\$ --	\$ --	\$ --	\$ --	\$ 13,724
TAXES	--	5,167,916	--	145,429	--	35,310	5,348,655
GAMING	--	409,307	--	--	--	--	409,307
USE OF MONEY AND PROPERTY	114	533,520	319	3,787	--	2,803	540,543
LICENSES, PERMITS, AND FEES	--	426,677	--	--	--	--	426,677
SALES OF COMMODITIES AND SERVICES	--	497,300	--	--	--	--	497,300
OTHER	31	312,085	--	--	--	--	312,116
TOTAL REVENUES	145	7,360,529	319	149,216	--	38,113	7,548,322
EXPENDITURES:							
OTHER	2	1,390	--	6,208	--	--	7,600
DEBT SERVICE:							
PRINCIPAL RETIREMENT	1,238	98,061	1,040	363,900	475	23,365	488,079
INTEREST AND FISCAL CHARGES	317	116,751	1,955	10,939	288	11,945	142,195
TOTAL EXPENDITURES	1,557	216,202	2,995	381,047	763	35,310	637,874
EXCESS (DEFICIENCY) OF REVENUES OVER EXPENDITURES	(1,412)	7,144,327	(2,676)	(231,831)	(763)	2,803	6,910,448
OTHER FINANCING SOURCES (USES):							
OPERATING TRANSFERS IN	1,765	181,364	2,626	145,000	763	70,113	401,631
OPERATING TRANSFERS OUT	(147)	(7,325,691)	(79)	(153,294)	--	(55,270)	(7,534,481)
TOTAL OTHER FINANCING SOURCES (USES)	1,618	(7,144,327)	2,547	(8,294)	763	14,843	(7,132,850)
EXCESS (DEFICIENCY) OF REVENUES AND OTHER FINANCING SOURCES OVER EXPENDITURES AND OTHER USES	206	--	(129)	(240,125)	--	17,646	(222,402)
FUND BALANCES AT BEGINNING OF YEAR AS RESTATED	3,152	--	3,354	240,125	763	178,488	425,882
FUND BALANCES AT END OF YEAR	\$ 3,358	\$ --	\$ 3,225	\$ --	\$ 763	\$ 196,134	\$ 203,480

* For the period ending October 31, 1996.

State of Louisiana

DEBT SERVICE FUNDS

COMBINING SCHEDULE OF REVENUES, EXPENDITURES, AND CHANGES

IN FUND BALANCES - BUDGET AND ACTUAL (NON-GAAP BASIS)

FOR THE YEAR ENDED JUNE 30, 1997

(EXPRESSED IN THOUSANDS)

	BOND SECURITY AND REDEMPTION FUND		
	BUDGET	ACTUAL	VARIANCE FAVORABLE (UNFAVORABLE)
REVENUES:			
INTERGOVERNMENTAL REVENUES	\$ 37,161	\$ 17,510	\$ (19,651)
TAXES	5,416,000	5,415,755	(245)
GAMING	510,756	513,654	2,898
USE OF MONEY AND PROPERTY	424,068	527,416	103,348
LICENSES, PERMITS, AND FEES	216,094	337,708	121,614
SALES OF COMMODITIES AND SERVICES	745,421	818,672	73,251
OTHER	346,967	281,852	(65,115)
INTERAGENCY RECEIPTS	<u>1,105,448</u>	<u>1,123,158</u>	<u>17,710</u>
TOTAL REVENUES	<u>8,801,915</u>	<u>9,035,725</u>	<u>233,810</u>
EXPENDITURES:			
DEBT SERVICE	<u>235,945</u>	<u>218,421</u>	<u>17,524</u>
TOTAL EXPENDITURES	<u>235,945</u>	<u>218,421</u>	<u>17,524</u>
EXCESS OF REVENUES OVER EXPENDITURES	<u>8,565,970</u>	<u>8,817,304</u>	<u>251,334</u>
OTHER FINANCING SOURCES (USES):			
OPERATING TRANSFERS OUT	<u>(8,565,970)</u>	<u>(8,817,304)</u>	<u>(251,334)</u>
TOTAL OTHER FINANCING SOURCES (USES)	<u>(8,565,970)</u>	<u>(8,817,304)</u>	<u>(251,334)</u>
EXCESS (DEFICIENCY) OF REVENUES AND OTHER FINANCING SOURCES OVER EXPENDITURES AND OTHER USES	--	--	--
FUND BALANCES AT BEGINNING OF YEAR	--	--	--
EQUITY TRANSFERS	--	--	--
ADJUSTMENTS	<u>--</u>	<u>--</u>	<u>--</u>
FUND BALANCES AT END OF YEAR	<u>\$ --</u>	<u>\$ --</u>	<u>\$ --</u>

CAPITAL PROJECTS FUNDS

COMBINING BALANCE SHEET

JUNE 30, 1997

(EXPRESSED IN THOUSANDS)

	CAPITAL OUTLAY ESCROW FUND	CRESCENT CITY CONNECTION DIVISION *	TOTAL JUNE 30, 1997
<u>ASSETS</u>			
CASH AND CASH EQUIVALENTS	\$ 394,258	\$ 36,755	\$ 431,013
RECEIVABLES	--	163	163
DUE FROM OTHER FUNDS	209,031	--	209,031
OTHER ASSETS	<u>2,196</u>	<u>--</u>	<u>2,196</u>
TOTAL ASSETS	<u>\$ 605,485</u>	<u>\$ 36,918</u>	<u>\$ 642,403</u>
<u>LIABILITIES AND FUND BALANCES</u>			
LIABILITIES:			
ACCOUNTS PAYABLE	\$ --	\$ 463	\$ 463
CONTRACTS AND RETAINAGE PAYABLE	67,266	--	67,266
DUE TO OTHER FUNDS	587	--	587
OTHER LIABILITIES	<u>--</u>	<u>34</u>	<u>34</u>
TOTAL LIABILITIES	<u>67,853</u>	<u>497</u>	<u>68,350</u>
FUND BALANCES:			
RESERVED FOR CONSTRUCTION	<u>537,632</u>	<u>36,421</u>	<u>574,053</u>
TOTAL FUND BALANCES	<u>537,632</u>	<u>36,421</u>	<u>574,053</u>
TOTAL LIABILITIES AND FUND BALANCE	<u>\$ 605,485</u>	<u>\$ 36,918</u>	<u>\$ 642,403</u>

* As of October 31, 1996.

State of Louisiana

CAPITAL PROJECTS FUNDS

COMBINING STATEMENT OF REVENUES, EXPENDITURES, AND CHANGES IN FUND BALANCES FOR THE YEAR ENDED JUNE 30, 1997

(EXPRESSED IN THOUSANDS)

	CAPITAL OUTLAY ESCROW FUND	CRESCENT CITY CONNECTION DIVISION *	TOTAL JUNE 30, 1997
REVENUES:			
INTERGOVERNMENTAL REVENUES	\$ 22,515	\$ 86	\$ 22,601
USE OF MONEY AND PROPERTY	--	2,341	2,341
TOTAL REVENUES	<u>22,515</u>	<u>2,427</u>	<u>24,942</u>
EXPENDITURES:			
CAPITAL OUTLAY	<u>636,185</u>	<u>5,362</u>	<u>641,547</u>
TOTAL EXPENDITURES	<u>636,185</u>	<u>5,362</u>	<u>641,547</u>
DEFICIENCY OF REVENUES OVER EXPENDITURES	<u>(613,670)</u>	<u>(2,935)</u>	<u>(616,605)</u>
OTHER FINANCING SOURCES (USES):			
BOND PROCEEDS	225,625	--	225,625
OPERATING TRANSFERS IN	688,206	8,665	696,871
OPERATING TRANSFERS OUT	<u>(4,332)</u>	<u>(16,508)</u>	<u>(20,840)</u>
TOTAL OTHER FINANCING SOURCES (USES)	<u>909,499</u>	<u>(7,843)</u>	<u>901,656</u>
EXCESS (DEFICIENCY) OF REVENUES AND OTHER FINANCING SOURCES OVER EXPENDITURES AND OTHER USES	295,829	(10,778)	285,051
FUND BALANCES AT BEGINNING OF YEAR	<u>241,803</u>	<u>47,199</u>	<u>289,002</u>
FUND BALANCES AT END OF YEAR	<u>\$ 537,632</u>	<u>\$ 36,421</u>	<u>\$ 574,053</u>

* For the period ending October 31, 1996.



State of Louisiana

ENTERPRISE FUNDS COMBINING BALANCE SHEET JUNE 30, 1997

(EXPRESSED IN THOUSANDS)

	DRINKING WATER REVOLVING LOAN FUND	LOUISIANA AGRICULTURAL FINANCE AUTHORITY	LOUISIANA CORRECTIONAL FACILITIES CORPORATION	LOUISIANA LOTTERY CORPORATION
<u>ASSETS</u>				
CASH AND CASH EQUIVALENTS	\$ 4,084	\$ 51	\$ --	\$ 839
INVESTMENTS	--	--	5,659	259,788
RECEIVABLES (NET)	--	344	139	8,238
NOTES RECEIVABLE	--	--	--	--
OTHER ASSETS	--	48	--	7,216
RESTRICTED ASSETS:				
CASH	--	1	--	--
INVESTMENTS	--	--	--	221
PROPERTY, PLANT, AND EQUIPMENT (NET)	--	2,930	2,519	1,976
TOTAL ASSETS	<u>\$ 4,084</u>	<u>\$ 3,374</u>	<u>\$ 8,317</u>	<u>\$ 278,278</u>
<u>LIABILITIES AND EQUITY</u>				
LIABILITIES:				
ACCOUNTS PAYABLE AND ACCRUALS	\$ --	\$ 99	\$ --	\$ 3,264
COMPENSATED ABSENCES PAYABLE	--	--	--	220
DUE TO OTHER FUNDS	--	--	--	13,360
DEFERRED REVENUES	--	--	--	--
BONDS PAYABLE	--	--	--	--
OTHER LIABILITIES	--	74	--	237,668
TOTAL LIABILITIES	--	173	--	254,512
EQUITY:				
CONTRIBUTED CAPITAL	--	2,892	--	--
RETAINED EARNINGS (DEFICIT):				
RESERVED FOR DEBT SERVICE	--	--	--	--
UNRESERVED	4,084	309	8,317	23,766
TOTAL EQUITY	4,084	3,201	8,317	23,766
TOTAL LIABILITIES AND EQUITY	<u>\$ 4,084</u>	<u>\$ 3,374</u>	<u>\$ 8,317</u>	<u>\$ 278,278</u>

State of Louisiana

LOUISIANA OFFICE BUILDING CORPORATION	LOUISIANA OFFICE FACILITIES CORPORATION	LOUISIANA OPPORTUNITY LOAN FUND	MUNICIPAL FACILITIES REVOLVING LOAN FUND	TOTAL JUNE 30, 1997
\$ 317	\$ 6	\$ 128	\$ 17,086	\$ 22,511
4,211	2,590	6,998	--	279,246
1	293	--	3,274	12,289
--	--	7,534	106,204	113,738
--	167	371	--	7,802
--	--	--	--	1
619	1,700	--	--	2,540
<u>--</u>	<u>--</u>	<u>--</u>	<u>--</u>	<u>7,425</u>
<u>\$ 5,148</u>	<u>\$ 4,756</u>	<u>\$ 15,031</u>	<u>\$ 126,564</u>	<u>\$ 445,552</u>
\$ 485	\$ 96	\$ 22	\$ --	\$ 3,966
--	--	--	--	220
--	--	2,250	54	15,664
243	--	--	--	243
--	--	12,875	--	12,875
<u>--</u>	<u>--</u>	<u>--</u>	<u>3,875</u>	<u>241,617</u>
<u>728</u>	<u>96</u>	<u>15,147</u>	<u>3,929</u>	<u>274,585</u>
--	--	--	--	2,892
619	1,700	1,158	--	3,477
<u>3,801</u>	<u>2,960</u>	<u>(1,274)</u>	<u>122,635</u>	<u>164,598</u>
<u>4,420</u>	<u>4,660</u>	<u>(116)</u>	<u>122,635</u>	<u>170,967</u>
<u>\$ 5,148</u>	<u>\$ 4,756</u>	<u>\$ 15,031</u>	<u>\$ 126,564</u>	<u>\$ 445,552</u>

State of Louisiana

ENTERPRISE FUNDS

COMBINING STATEMENT OF REVENUES, EXPENSES, AND CHANGES IN RETAINED EARNINGS FOR THE YEAR ENDED JUNE 30, 1997

(EXPRESSED IN THOUSANDS)

	DRINKING WATER REVOLVING LOAN FUND	LOUISIANA AGRICULTURAL FINANCE AUTHORITY	LOUISIANA CORRECTIONAL FACILITIES CORPORATION	LOUISIANA LOTTERY CORPORATION
OPERATING REVENUES:				
USE OF MONEY AND PROPERTY	\$ --	\$ --	\$ 26	\$ --
LICENSES, PERMITS, AND FEES	--	--	--	33
SALES OF COMMODITIES AND SERVICES	--	--	--	280,654
OTHER	--	93	3	12
TOTAL OPERATING REVENUES	--	93	29	280,699
OPERATING EXPENSES:				
COST OF SALES AND SERVICES	--	--	--	164,659
PERSONAL SERVICES	--	--	--	5,010
CONTRACTUAL SERVICES	--	--	--	273
OPERATING SERVICES	--	301	77	9,205
SUPPLIES	--	407	--	483
PROFESSIONAL SERVICES	--	77	--	639
DEPRECIATION	--	284	--	1,465
AMORTIZATION	--	--	--	--
BAD DEBT EXPENSE	--	107	--	51
OTHER	--	--	--	454
TOTAL OPERATING EXPENSES	--	1,176	77	182,239
OPERATING INCOME (LOSS)	--	(1,083)	(48)	98,460
NONOPERATING REVENUES (EXPENSES):				
DISPOSAL OF FIXED ASSETS	--	(5)	--	34
INTEREST REVENUE	--	9	284	3,114
FEDERAL GRANTS	--	--	--	--
INTEREST EXPENSE	--	(283)	--	--
OTHER	--	462	--	5
TOTAL NONOPERATING REVENUES (EXPENSES)	--	183	284	3,153
INCOME (LOSS) BEFORE OPERATING TRANSFER	--	(900)	236	101,613
OPERATING TRANSFERS:				
OPERATING TRANSFERS IN	4,084	--	--	--
OPERATING TRANSFERS OUT	--	--	--	(104,347)
NET OPERATING TRANSFERS	4,084	--	--	(104,347)
NET INCOME (LOSS)	4,084	(900)	236	(2,734)
RETAINED EARNINGS AT				
BEGINNING OF YEAR	--	1,209	8,081	26,500
RETAINED EARNINGS (DEFICIT) AT				
END OF YEAR	\$ <u>4,084</u>	\$ <u>309</u>	\$ <u>8,317</u>	\$ <u>23,766</u>

State of Louisiana

LOUISIANA OFFICE BUILDING CORPORATION	LOUISIANA OFFICE FACILITIES CORPORATION	LOUISIANA OPPORTUNITY LOAN FUND	MUNICIPAL FACILITIES REVOLVING LOAN FUND	TOTAL JUNE 30, 1997
\$ 16	\$ 4,628	\$ 679	\$ --	\$ 5,349
--	--	--	--	33
--	--	--	--	280,654
--	--	--	3,371	3,479
<u>16</u>	<u>4,628</u>	<u>679</u>	<u>3,371</u>	<u>289,515</u>
--	--	--	--	164,659
--	--	--	--	5,010
3	4	--	--	280
154	2,074	--	--	11,811
--	--	--	--	890
--	--	36	--	752
--	--	--	--	1,749
--	12	37	--	49
--	--	--	--	158
<u>34</u>	<u>--</u>	<u>142</u>	<u>--</u>	<u>630</u>
<u>191</u>	<u>2,090</u>	<u>215</u>	<u>--</u>	<u>185,988</u>
<u>(175)</u>	<u>2,538</u>	<u>464</u>	<u>3,371</u>	<u>103,527</u>
--	--	--	--	29
245	218	182	--	4,052
--	--	--	25,000	25,000
--	(1,110)	(880)	--	(2,273)
<u>--</u>	<u>--</u>	<u>--</u>	<u>(58)</u>	<u>409</u>
<u>245</u>	<u>(892)</u>	<u>(698)</u>	<u>24,942</u>	<u>27,217</u>
<u>70</u>	<u>1,646</u>	<u>(234)</u>	<u>28,313</u>	<u>130,744</u>
--	--	--	5,400	9,484
<u>--</u>	<u>--</u>	<u>--</u>	<u>(621)</u>	<u>(104,968)</u>
<u>--</u>	<u>--</u>	<u>--</u>	<u>4,779</u>	<u>(95,484)</u>
70	1,646	(234)	33,092	35,260
<u>4,350</u>	<u>3,014</u>	<u>118</u>	<u>89,543</u>	<u>132,815</u>
<u>\$ 4,420</u>	<u>\$ 4,660</u>	<u>\$ (116)</u>	<u>\$ 122,635</u>	<u>\$ 168,075</u>

State of Louisiana

ENTERPRISE FUNDS

COMBINING STATEMENT OF CASH FLOWS

FOR THE YEAR ENDED JUNE 30, 1997

(EXPRESSED IN THOUSANDS)

	DRINKING WATER REVOLVING LOAN FUND	LOUISIANA AGRICULTURAL FINANCE AUTHORITY	LOUISIANA CORRECTIONAL FACILITIES CORPORATION	LOUISIANA LOTTERY CORPORATION
OPERATING INCOME (LOSS)	\$ --	\$ (1,083)	\$ (48)	\$ 98,460
ADJUSTMENTS TO RECONCILE OPERATING INCOME (LOSS) TO NET CASH PROVIDED BY OPERATING ACTIVITIES:				
DEPRECIATION AND AMORTIZATION	\$ --	\$ 284	\$ --	\$ 1,465
PROVISION FOR DOUBTFUL ACCOUNTS	--	--	--	(12)
CHANGES IN ASSETS AND LIABILITIES:				
(INCREASE)/DECREASE IN ACCOUNTS RECEIVABLE	--	325	12	(1,169)
(INCREASE)/DECREASE IN NOTES RECEIVABLE	--	--	--	--
(INCREASE)/DECREASE IN OTHER ASSETS	--	10	--	(2,309)
INCREASE/(DECREASE) IN ACCOUNTS PAYABLE AND ACCRUAL	--	(525)	--	208
INCREASE/(DECREASE) IN COMPENSATED ABSENCES	--	--	--	(10)
INCREASE/(DECREASE) IN DUE TO OTHER FUNDS	--	--	--	5,388
INCREASE/(DECREASE) IN DEFERRED REVENUES	--	(437)	--	--
INCREASE/(DECREASE) IN OTHER LIABILITIES	--	(69)	--	7,757
NET CASH PROVIDED (USED) BY OPERATING ACTIVITIES	\$ --	\$ (1,495)	\$ (36)	\$ 109,778
CASH FLOWS FROM NONCAPITAL FINANCING ACTIVITIES:				
PROCEEDS FROM SALE OF BONDS	\$ --	\$ --	\$ --	--
PRINCIPAL PAID ON BONDS	--	--	--	--
INTEREST PAID ON BOND MATURITIES	--	--	--	--
OPERATING GRANTS RECEIVED	--	--	--	--
INTERGOVERNMENTAL REVENUE	--	462	--	--
OPERATING TRANSFERS-IN FROM OTHER FUNDS	4,084	--	--	--
OPERATING TRANSFERS-OUT TO OTHER FUNDS	--	--	--	(104,347)
NET CASH PROVIDED (USED) BY NONCAPITAL FINANCING ACTIVITIES	\$ 4,084	\$ 462	\$ --	\$ (104,347)
CASH FLOWS FROM CAPITAL AND RELATED FINANCING ACTIVITIES:				
INTEREST PAID ON BONDS	\$ --	\$ --	\$ --	--
ACQUISITION/CONSTRUCTION OF CAPITAL ASSETS	--	(1,510)	--	(398)
PROCEEDS FROM SALE OF CAPITAL ASSETS	--	--	--	36
CAPITAL CONTRIBUTIONS	--	2,320	--	--
NET CASH PROVIDED (USED) BY CAPITAL AND RELATED FINANCING ACTIVITIES	\$ --	\$ 810	\$ --	\$ (362)
CASH FLOWS FROM INVESTING ACTIVITIES:				
PURCHASE OF INVESTMENT SECURITIES	\$ --	\$ --	(17,135)	(17,965)
PROCEEDS FROM SALE OF INVESTMENT SECURITIES	--	--	16,887	9,916
INTEREST AND DIVIDENDS ON INVESTMENTS	--	9	284	3,114
NET CASH PROVIDED (USED) BY INVESTING ACTIVITIES	\$ --	\$ 9	\$ 36	\$ (4,935)
NET INCREASE/(DECREASE) IN CASH AND CASH EQUIVALENTS	\$ 4,084	\$ (214)	\$ --	\$ 134
CASH AND CASH EQUIVALENTS AT BEGINNING OF YEAR	--	266	--	705
CASH AND CASH EQUIVALENTS AT END OF YEAR	\$ 4,084	\$ 52	\$ --	\$ 839

(Continued)

State of Louisiana

LOUISIANA OFFICE BUILDING CORPORATION	LOUISIANA OFFICE FACILITIES CORPORATION	LOUISIANA OPPORTUNITY LOAN FUND	MUNICIPAL FACILITIES REVOLVING LOAN FUND	TOTAL JUNE 30, 1997
\$ (175)	\$ 2,538	\$ 464	\$ 3,371	\$ 103,527
\$ --	\$ 12	\$ 37	\$ --	\$ 1,798
--	--	--	--	(12)
20	46	--	(1,424)	(2,190)
--	--	1,551	(25,961)	(24,410)
--	--	--	812	(1,487)
(107)	--	22	--	(402)
--	--	--	--	(10)
--	--	--	(5)	5,383
107	(631)	--	--	(961)
--	--	--	920	8,608
<u>\$ (155)</u>	<u>\$ 1,965</u>	<u>\$ 2,074</u>	<u>\$ (22,287)</u>	<u>\$ 89,844</u>
\$ --	\$ --	\$ --	\$ 3,000	\$ 3,000
--	--	(520)	(3,000)	(3,520)
--	--	(880)	(58)	(938)
--	--	--	25,000	25,000
--	--	--	--	462
--	--	--	5,400	9,484
--	--	--	(621)	(104,968)
<u>\$ --</u>	<u>\$ --</u>	<u>\$ (1,400)</u>	<u>\$ 29,721</u>	<u>\$ (71,480)</u>
\$ --	\$ (1,110)	\$ --	\$ --	\$ (1,110)
--	--	--	--	(1,908)
--	--	--	--	36
--	--	--	--	2,320
<u>\$ --</u>	<u>\$ (1,110)</u>	<u>\$ --</u>	<u>\$ --</u>	<u>\$ (662)</u>
\$ (3,441)	\$ (4,464)	\$ (3,111)	\$ --	\$ (46,116)
3,613	3,391	1,968	--	35,775
<u>245</u>	<u>218</u>	<u>182</u>	<u>--</u>	<u>4,052</u>
<u>\$ 417</u>	<u>\$ (855)</u>	<u>\$ (961)</u>	<u>\$ --</u>	<u>\$ (6,289)</u>
\$ 262	\$ --	\$ (287)	\$ 7,434	\$ 11,413
<u>55</u>	<u>6</u>	<u>415</u>	<u>9,652</u>	<u>11,099</u>
<u>\$ 317</u>	<u>\$ 6</u>	<u>\$ 128</u>	<u>\$ 17,086</u>	<u>\$ 22,512</u>

State of Louisiana

ENTERPRISE FUNDS

COMBINING STATEMENT OF CASH FLOWS

FOR THE YEAR ENDED JUNE 30, 1997

(EXPRESSED IN THOUSANDS)

NONCASH INVESTING, CAPITAL, AND FINANCING ACTIVITIES

1997

LOUISIANA LOTTERY CORPORATION

DISPOSAL OF FIXED ASSETS

2

(Concluded)

ENTERPRISE FUNDS
SCHEDULE OF REVENUES AND EXPENSES
BUDGET AND ACTUAL (NON-GAAP BASIS)
FOR THE YEAR ENDED JUNE 30, 1997

(EXPRESSED IN THOUSANDS)

	MUNICIPAL FACILITIES REVOLVING LOAN FUND		VARIANCE FAVORABLE (UNFAVORABLE)
	BUDGET	ACTUAL	
OPERATING REVENUES:			
OTHER	\$ 45,000	10,049	\$ (34,951)
TOTAL OPERATING REVENUES	45,000	10,049	(34,951)
OPERATING EXPENSES:			
OTHER	45,000	32,639	12,361
TOTAL OPERATING EXPENSES	45,000	32,639	12,361
OPERATING LOSS	--	(22,590)	(22,590)
NONOPERATING REVENUES (EXPENSES):			
FEDERAL GRANTS	--	25,000	25,000
OTHER	--	(58)	(58)
TOTAL NONOPERATING REVENUES	--	24,942	24,942
INCOME BEFORE OPERATING TRANSFERS	--	2,352	2,352
OPERATING TRANSFERS:			
OPERATING TRANSFERS IN	--	5,400	5,400
OPERATING TRANSFERS OUT	--	(621)	(621)
NET OPERATING TRANSFERS	--	4,779	4,779
BUDGETED INCOME	\$ --	7,131	\$ 7,131
RECONCILING ITEMS:			
BOND PROCEEDS INCLUDED IN REVENUE		(3,000)	
LOAN PRINCIPAL REPAYMENTS INCLUDED IN REVENUE		(3,678)	
LOAN DISBURSEMENTS INCLUDED IN EXPENSES		29,639	
BOND REPAYMENT INCLUDED IN EXPENSES		3,000	
NET INCOME		\$ 33,092	

State of Louisiana

INTERNAL SERVICE FUNDS

COMBINING BALANCE SHEET

JUNE 30, 1997

(EXPRESSED IN THOUSANDS)

	ADMINI- STRATIVE SERVICES	ADMINI- STRATIVE SUPPORT	CENTRAL REGIONAL LAUNDRY	FLIGHT MAINTENANCE OPERATIONS	HAMMOND STATE SCHOOL LAUNDRY	JACKSON REGIONAL LAUNDRY
<u>ASSETS</u>						
CASH AND CASH EQUIVALENTS	\$ 1,298	\$ 231	\$ 465	\$ 178	\$ 82	\$ 36
RECEIVABLES	264	230	77	389	8	66
INVENTORIES	676	124	5	63	3	7
OTHER ASSETS	2	--	--	--	--	--
PROPERTY, PLANT, AND EQUIPMENT (NET)	<u>455</u>	<u>9</u>	<u>438</u>	<u>6</u>	<u>84</u>	<u>262</u>
TOTAL ASSETS	<u>\$ 2,695</u>	<u>\$ 594</u>	<u>\$ 985</u>	<u>\$ 636</u>	<u>\$ 177</u>	<u>\$ 371</u>
<u>LIABILITIES AND EQUITY</u>						
LIABILITIES:						
ACCOUNTS PAYABLE AND ACCRUALS	\$ 119	\$ 136	\$ 26	\$ 215	\$ 12	\$ 23
COMPENSATED ABSENCES PAYABLE	75	21	37	16	22	35
DUE TO OTHER FUNDS	700	150	--	--	--	--
OTHER LIABILITIES	<u>--</u>	<u>--</u>	<u>--</u>	<u>--</u>	<u>--</u>	<u>--</u>
TOTAL LIABILITIES	<u>894</u>	<u>307</u>	<u>63</u>	<u>231</u>	<u>34</u>	<u>58</u>
EQUITY:						
CONTRIBUTED CAPITAL	19	11	95	219	53	77
RETAINED EARNINGS:						
UNRESERVED(DEFICIT)	<u>1,782</u>	<u>276</u>	<u>827</u>	<u>186</u>	<u>90</u>	<u>236</u>
TOTAL EQUITY	<u>1,801</u>	<u>287</u>	<u>922</u>	<u>405</u>	<u>143</u>	<u>313</u>
TOTAL LIABILITIES AND EQUITY	<u>\$ 2,695</u>	<u>\$ 594</u>	<u>\$ 985</u>	<u>\$ 636</u>	<u>\$ 177</u>	<u>\$ 371</u>

State of Louisiana

LOUISIANA FEDERAL PROPERTY ASSISTANCE AGENCY	LOUISIANA PROPERTY ASSISTANCE AGENCY	NATURAL RESOURCES COPY AND PUBLICATIONS CENTER	OFFICE OF TELECOMMU- NICATIONS MANAGEMENT	PRISON ENTERPRISES	PUBLIC SAFETY SERVICES CAFETERIAS	STATE POLICE TRAINING ACADEMY	TOTAL JUNE 30, 1997
\$ 1,242	\$ 2,245	\$ --	\$ 3,825	\$ 2,213	\$ 557	\$ 636	\$ 13,008
73	241	17	3,638	2,786	317	1,101	9,207
7	8	18	--	5,290	20	288	6,509
--	--	--	61	26	7	13	109
<u>60</u>	<u>2,682</u>	<u>21</u>	<u>1,398</u>	<u>4,428</u>	<u>294</u>	<u>4,302</u>	<u>14,439</u>
<u>\$ 1,382</u>	<u>\$ 5,176</u>	<u>\$ 56</u>	<u>\$ 8,922</u>	<u>\$ 14,743</u>	<u>\$ 1,195</u>	<u>\$ 6,340</u>	<u>\$ 43,272</u>
\$ 30	\$ 119	\$ 7	\$ 441	\$ 2,014	\$ 68	\$ 1,003	\$ 4,213
44	86	17	254	251	32	22	912
--	--	--	4	--	1	7	862
<u>--</u>	<u>13</u>	<u>--</u>	<u>138</u>	<u>114</u>	<u>--</u>	<u>--</u>	<u>265</u>
<u>74</u>	<u>218</u>	<u>24</u>	<u>837</u>	<u>2,379</u>	<u>101</u>	<u>1,032</u>	<u>6,252</u>
46	172	166	200	873	590	7,621	10,142
<u>1,262</u>	<u>4,786</u>	<u>(134)</u>	<u>7,885</u>	<u>11,491</u>	<u>504</u>	<u>(2,313)</u>	<u>26,878</u>
<u>1,308</u>	<u>4,958</u>	<u>32</u>	<u>8,085</u>	<u>12,364</u>	<u>1,094</u>	<u>5,308</u>	<u>37,020</u>
<u>\$ 1,382</u>	<u>\$ 5,176</u>	<u>\$ 56</u>	<u>\$ 8,922</u>	<u>\$ 14,743</u>	<u>\$ 1,195</u>	<u>\$ 6,340</u>	<u>\$ 43,272</u>

State of Louisiana

INTERNAL SERVICE FUNDS

COMBINING STATEMENT OF REVENUES, EXPENSES, AND CHANGES IN RETAINED EARNINGS

FOR THE YEAR ENDED JUNE 30, 1997

(EXPRESSED IN THOUSANDS)

	ADMINI- STRATIVE SERVICES	ADMINI- STRATIVE SUPPORT	CENTRAL REGIONAL LAUNDRY	DEPARTMENT OF EDUCATION COPY CENTER	FLIGHT MAINTENANCE OPERATIONS	HAMMOND STATE SCHOOL LAUNDRY	JACKSON REGIONAL LAUNDRY
OPERATING REVENUES:							
SALES OF COMMODITIES AND SERVICES	\$ 3,516	\$ 2,363	\$ 922	\$ --	\$ 960	\$ 284	\$ 575
TOTAL OPERATING REVENUES	<u>3,516</u>	<u>2,363</u>	<u>922</u>	<u>--</u>	<u>960</u>	<u>284</u>	<u>575</u>
OPERATING EXPENSES:							
COST OF SALES AND SERVICES	1,543	1,859	--	--	769	--	--
PERSONAL SERVICES	982	296	479	--	148	216	385
TRAVEL	2	1	--	--	--	--	--
OPERATING SERVICES	501	268	66	--	44	45	66
SUPPLIES	149	21	150	--	9	27	75
PROFESSIONAL SERVICES	--	--	2	--	--	--	--
DEPRECIATION	139	3	43	--	3	11	23
OTHER	--	18	--	--	2	1	29
TOTAL OPERATING EXPENSES	<u>3,316</u>	<u>2,466</u>	<u>740</u>	<u>--</u>	<u>975</u>	<u>300</u>	<u>578</u>
OPERATING INCOME (LOSS)	<u>200</u>	<u>(103)</u>	<u>182</u>	<u>--</u>	<u>(15)</u>	<u>(16)</u>	<u>(3)</u>
NONOPERATING REVENUES (EXPENSES):							
DISPOSAL OF FIXED ASSETS	--	--	--	--	--	--	--
INTEREST REVENUE	13	3	13	--	12	1	1
INTEREST EXPENSE	(3)	--	--	--	--	--	--
OTHER	--	--	--	--	--	--	24
TOTAL NONOPERATING REVENUES (EXPENSES)	<u>10</u>	<u>3</u>	<u>13</u>	<u>--</u>	<u>12</u>	<u>1</u>	<u>25</u>
NET INCOME (LOSS)	210	(100)	195	--	(3)	(15)	22
RETAINED EARNINGS (DEFICIT) AT BEGINNING OF YEAR							
	1,572	376	632	339	189	105	214
FUND EQUITY TRANSFERS							
	--	--	--	(339)	--	--	--
RETAINED EARNINGS (DEFICIT) AT END OF YEAR	<u>\$ 1,782</u>	<u>\$ 276</u>	<u>\$ 827</u>	<u>\$ --</u>	<u>\$ 186</u>	<u>\$ 90</u>	<u>\$ 236</u>

State of Louisiana

LOUISIANA FEDERAL PROPERTY ASSISTANCE AGENCY	LOUISIANA PROPERTY ASSISTANCE AGENCY	NATURAL RESOURCES COPY AND PUBLICATIONS CENTER	OFFICE OF TELECOMMU- NICATIONS MANAGEMENT	PRISON ENTERPRISES	PUBLIC SAFETY SERVICES CAFETERIAS	STATE POLICE TRAINING ACADEMY	TOTAL JUNE 30, 1997
\$ 1,025	\$ 3,297	\$ 325	\$ 37,753	\$ 20,991	\$ 1,362	\$ 5,032	\$ 78,405
<u>1,025</u>	<u>3,297</u>	<u>325</u>	<u>37,753</u>	<u>20,991</u>	<u>1,362</u>	<u>5,032</u>	<u>78,405</u>
270	826	--	32,677	12,305	675	485	51,409
386	1,063	178	3,356	3,017	381	265	11,152
21	13	--	45	17	1	32	132
221	530	80	428	835	35	339	3,458
29	69	79	45	2,912	28	272	3,865
--	3	--	--	171	--	29	205
27	175	5	800	727	61	654	2,671
<u>2</u>	<u>--</u>	<u>--</u>	<u>918</u>	<u>735</u>	<u>--</u>	<u>3,230</u>	<u>4,935</u>
<u>956</u>	<u>2,679</u>	<u>342</u>	<u>38,269</u>	<u>20,719</u>	<u>1,181</u>	<u>5,306</u>	<u>77,827</u>
<u>69</u>	<u>618</u>	<u>(17)</u>	<u>(516)</u>	<u>272</u>	<u>181</u>	<u>(274)</u>	<u>578</u>
(11)	16	--	(27)	(330)	(8)	(8)	(368)
56	142	--	113	81	27	34	496
--	(1)	--	(2)	(16)	--	--	(22)
<u>53</u>	<u>--</u>	<u>--</u>	<u>--</u>	<u>263</u>	<u>--</u>	<u>--</u>	<u>340</u>
<u>98</u>	<u>157</u>	<u>--</u>	<u>84</u>	<u>(2)</u>	<u>19</u>	<u>26</u>	<u>446</u>
167	775	(17)	(432)	270	200	(248)	1,024
1,095	4,011	(117)	8,317	11,221	304	(2,065)	26,193
<u>--</u>	<u>--</u>	<u>--</u>	<u>--</u>	<u>--</u>	<u>--</u>	<u>--</u>	<u>(339)</u>
<u>\$ 1,262</u>	<u>\$ 4,786</u>	<u>\$ (134)</u>	<u>\$ 7,885</u>	<u>\$ 11,491</u>	<u>\$ 504</u>	<u>\$ (2,313)</u>	<u>\$ 26,878</u>

State of Louisiana

INTERNAL SERVICE FUNDS COMBINING STATEMENT OF CASH FLOWS FOR THE YEAR ENDED JUNE 30, 1997

(EXPRESSED IN THOUSANDS)

	ADMINI- STRATIVE SERVICES	ADMINI- STRATIVE SUPPORT	CENTRAL REGIONAL LAUNDRY	DEPARTMENT OF EDUCATION COPY CENTER	FLIGHT MAINTENANCE OPERATIONS
OPERATING INCOME (LOSS)	\$ 200	\$ (103)	\$ 182	\$ --	\$ (15)
ADJUSTMENTS TO RECONCILE OPERATING INCOME (LOSS) TO NET CASH PROVIDED BY OPERATING ACTIVITIES:					
DEPRECIATION AND AMORTIZATION	\$ 139	\$ 3	\$ 43	\$ --	\$ 3
PROVISION FOR DOUBTFUL ACCOUNTS	--	--	--	--	--
CHANGES IN ASSETS AND LIABILITIES:					
(INCREASE)/DECREASE IN ACCOUNTS RECEIVABLE	179	21	(49)	18	(298)
(INCREASE)/DECREASE IN INVENTORIES	265	34	12	40	2
(INCREASE)/DECREASE IN OTHER ASSETS	--	--	--	--	--
INCREASE/(DECREASE) IN ACCOUNTS PAYABLE AND ACCRUALS	47	103	(15)	(8)	187
INCREASE/(DECREASE) IN COMPENSATED ABSENCES	(10)	1	(12)	(24)	2
INCREASE/(DECREASE) IN DUE TO OTHER FUNDS	--	--	--	--	--
INCREASE/(DECREASE) IN OTHER LIABILITIES	--	--	--	(55)	--
NET CASH PROVIDED (USED) BY OPERATING ACTIVITIES	\$ 820	\$ 59	\$ 161	\$ (29)	\$ (119)
CASH FLOWS FROM NONCAPITAL FINANCING ACTIVITIES:					
OPERATING TRANSFERS-OUT TO OTHER FUNDS	\$ --	\$ --	\$ --	\$ (339)	\$ --
NET CASH USED BY NONCAPITAL FINANCING ACTIVITIES	\$ --	\$ --	\$ --	\$ (339)	\$ --
CASH FLOWS FROM CAPITAL AND RELATED FINANCING ACTIVITIES:					
REPAYMENT OF NOTES PAYABLE	\$ (186)	\$ --	\$ --	\$ --	\$ --
INTEREST PAID ON NOTES PAYABLE	(3)	--	--	--	--
ACQUISITION/CONSTRUCTION OF CAPITAL ASSETS	(22)	(6)	(7)	--	--
PROCEEDS FROM SALE OF CAPITAL ASSETS	--	--	--	30	--
NET CASH PROVIDED (USED) BY CAPITAL AND RELATED FINANCING ACTIVITIES	\$ (211)	\$ (6)	\$ (7)	\$ 30	\$ --
CASH FLOWS FROM INVESTING ACTIVITIES:					
INTEREST AND DIVIDENDS ON INVESTMENTS	\$ 13	\$ 3	\$ 13	\$ --	\$ 12
NET CASH PROVIDED BY INVESTING ACTIVITIES	\$ 13	\$ 3	\$ 13	\$ --	\$ 12
NET INCREASE/(DECREASE) IN CASH AND CASH EQUIVALENTS	\$ 622	\$ 56	\$ 167	\$ (338)	\$ (107)
CASH AND CASH EQUIVALENTS AT BEGINNING OF YEAR	676	175	298	338	285
CASH AND CASH EQUIVALENTS AT END OF YEAR	\$ 1,298	\$ 231	\$ 465	\$ --	\$ 178

(Continued)

State of Louisiana

HAMMOND STATE SCHOOL LAUNDRY	JACKSON REGIONAL LAUNDRY	LOUISIANA FEDERAL PROPERTY ASSISTANCE AGENCY	LOUISIANA PROPERTY ASSISTANCE AGENCY	NATURAL RESOURCES COPY AND PUBLICATIONS CENTER	OFFICE OF TELECOMMU- NICATIONS MANAGEMENT	PRISON ENTERPRISES	PUBLIC SAFETY SERVICES CAFETERIAS
\$ (16)\$	(3)\$	69 \$	618 \$	(17)\$	(516)\$	272 \$	181
\$ 11 \$	23 \$	27 \$	175 \$	5 \$	800 \$	727 \$	61
--	--	--	--	--	(46)	9	--
20	(23)	(15)	(117)	27	625	188	(184)
2	(1)	67	(1)	5	--	611	11
--	--	--	--	--	(22)	29	(2)
(3)	5	12	4	(12)	97	111	(3)
(4)	(2)	2	(6)	(8)	(10)	(82)	(2)
--	--	--	--	--	--	--	--
--	--	--	--	--	47	86	--
\$ 10 \$	(1)\$	162 \$	673 \$	-- \$	975 \$	1,951 \$	62
\$ -- \$	-- \$	-- \$	-- \$	-- \$	-- \$	-- \$	--
\$ -- \$	-- \$	-- \$	-- \$	-- \$	-- \$	-- \$	--
\$ -- \$	-- \$	-- \$	(18)\$	-- \$	(61)\$	(174)\$	--
--	--	--	(1)	--	(2)	(16)	--
--	--	(16)	(1,149)	--	(960)	(585)	(51)
--	--	54	24	--	3	558	--
\$ -- \$	-- \$	38 \$	(1,144)\$	-- \$	(1,020)\$	(217)\$	(51)
\$ 1 \$	1 \$	56 \$	142 \$	-- \$	113 \$	81 \$	27
\$ 1 \$	1 \$	56 \$	142 \$	-- \$	113 \$	81 \$	27
\$ 11 \$	-- \$	256 \$	(329)\$	-- \$	68 \$	1,815 \$	38
71	36	986	2,574	--	3,757	398	519
\$ 82 \$	36 \$	1,242 \$	2,245 \$	-- \$	3,825 \$	2,213 \$	557

State of Louisiana

INTERNAL SERVICE FUNDS COMBINING STATEMENT OF CASH FLOWS FOR THE YEAR ENDED JUNE 30, 1997

(EXPRESSED IN THOUSANDS)

	STATE POLICE TRAINING ACADEMY	TOTAL JUNE 30, 1997
OPERATING INCOME (LOSS)	\$ (274)\$	578
ADJUSTMENTS TO RECONCILE OPERATING INCOME (LOSS) TO NET CASH PROVIDED BY OPERATING ACTIVITIES:		
DEPRECIATION AND AMORTIZATION	\$ 654 \$	2,671
PROVISION FOR DOUBTFUL ACCOUNTS	--	(37)
CHANGES IN ASSETS AND LIABILITIES:		
(INCREASE)/DECREASE IN ACCOUNTS RECEIVABLE	(483)	(91)
(INCREASE)/DECREASE IN INVENTORIES	(60)	987
(INCREASE)/DECREASE IN OTHER ASSETS	(13)	(8)
INCREASE/(DECREASE) IN ACCOUNTS PAYABLE AND ACCRUALS	352	877
INCREASE/(DECREASE) IN COMPENSATED ABSENCES	5	(150)
INCREASE/(DECREASE) IN DUE TO OTHER FUNDS	7	7
INCREASE/(DECREASE) IN OTHER LIABILITIES	<u>--</u>	<u>78</u>
NET CASH PROVIDED (USED) BY OPERATING ACTIVITIES	\$ <u>188</u> \$	<u>4,912</u>
CASH FLOWS FROM NONCAPITAL FINANCING ACTIVITIES:		
OPERATING TRANSFERS-OUT TO OTHER FUNDS	\$ -- \$	<u>(339)</u>
NET CASH USED BY NONCAPITAL FINANCING ACTIVITIES	\$ -- \$	<u>(339)</u>
CASH FLOWS FROM CAPITAL AND RELATED FINANCING ACTIVITIES:		
REPAYMENT OF NOTES PAYABLE	\$ -- \$	(439)
INTEREST PAID ON NOTES PAYABLE	--	(22)
ACQUISITION/CONSTRUCTION OF CAPITAL ASSETS	(637)	(3,433)
PROCEEDS FROM SALE OF CAPITAL ASSETS	<u>--</u>	<u>669</u>
NET CASH PROVIDED (USED) BY CAPITAL AND RELATED FINANCING ACTIVITIES	\$ <u>(637)</u> \$	<u>(3,225)</u>
CASH FLOWS FROM INVESTING ACTIVITIES:		
INTEREST AND DIVIDENDS ON INVESTMENTS	\$ <u>34</u> \$	<u>496</u>
NET CASH PROVIDED BY INVESTING ACTIVITIES	\$ <u>34</u> \$	<u>496</u>
NET INCREASE/(DECREASE) IN CASH AND CASH EQUIVALENTS	\$ (415)\$	1,844
CASH AND CASH EQUIVALENTS AT BEGINNING OF YEAR	<u>1,051</u>	<u>11,164</u>
CASH AND CASH EQUIVALENTS AT END OF YEAR	<u>\$ 636</u> \$	<u>13,008</u>

(Continued)

INTERNAL SERVICE FUNDS COMBINING STATEMENT OF CASH FLOWS FOR THE YEAR ENDED JUNE 30, 1997

(EXPRESSED IN THOUSANDS)

NONCASH INVESTING, CAPITAL, AND FINANCING ACTIVITIES

	<u>1997</u>
ADMINISTRATIVE SERVICES	
CONTRIBUTIONS OF FIXED ASSETS	2
HAMMOND STATE SCHOOL LAUNDRY	
CONTRIBUTIONS OF FIXED ASSETS	53
LOUISIANA FEDERAL PROPERTY ASSISTANCE AGENCY	
CONTRIBUTIONS OF FIXED ASSETS	5
LOUISIANA PROPERTY ASSISTANCE AGENCY	
CONTRIBUTIONS OF FIXED ASSETS	8
OFFICE OF TELECOMMUNICATIONS MANAGEMENT	
CONTRIBUTIONS OF FIXED ASSETS	87
ASSET TRADE-INS	481
DISPOSAL OF FIXED ASSETS	3
OFF-SYSTEM ADJUSTMENTS TO ASSETS	58
PRISON ENTERPRISES	
BORROWING UNDER CAPITAL LEASES	49

(Concluded)

State of Louisiana

INTERNAL SERVICE FUNDS

COMBINING SCHEDULE OF REVENUES AND EXPENSES

BUDGET AND ACTUAL (NON-GAAP BASIS)

FOR THE YEAR ENDED JUNE 30, 1997

(EXPRESSED IN THOUSANDS)

	ADMINISTRATIVE SERVICES			ADMINISTRATIVE SUPPORT		
	BUDGET	ACTUAL	VARIANCE FAVORABLE (UNFAVORABLE)	BUDGET	ACTUAL	VARIANCE FAVORABLE (UNFAVORABLE)
OPERATING REVENUES:						
FEDERAL FUNDS	\$ --	\$ --	\$ --	\$ --	\$ --	\$ --
SALES OF COMMODITIES AND SERVICES	4,899	4,051	(848)	2,565	2,565	--
TOTAL OPERATING REVENUES	4,899	4,051	(848)	2,565	2,565	--
OPERATING EXPENSES:						
PERSONAL SERVICES	1,066	982	84	341	293	48
TRAVEL	4	3	1	2	1	1
OPERATING SERVICES	837	699	138	295	294	1
SUPPLIES	2,920	1,632	1,288	1,889	1,818	71
PROFESSIONAL SERVICES	--	--	--	27	19	8
CAPITAL OUTLAY	72	22	50	11	6	5
INTERAGENCY TRANSFERS	--	--	--	--	--	--
OTHER	--	--	--	--	--	--
TOTAL OPERATING EXPENSES	4,899	3,338	1,561	2,565	2,431	134
EXCESS OF APPROPRIATED REVENUES OVER APPROPRIATED EXPENSES (Budget Basis)	\$ --	713	713	\$ --	134	134
RECONCILING ITEMS:						
CASH CARRYOVER		(326)			(139)	
INTEREST INCOME		13			3	
DEPRECIATION		(139)			(3)	
PAYROLL ACCRUAL		--			(3)	
COMPENSATED ABSENCES ADJUSTMENT		10			(1)	
CAPITAL OUTLAY		22			6	
DISPOSAL OF FIXED ASSETS		--			--	
CHANGE IN INVENTORY		(265)			(34)	
INTEREST EXPENSE		(3)			--	
BAD DEBTS EXPENSE		--			--	
PRINCIPAL PAYMENT		186			--	
ACCOUNTS RECEIVABLE ADJUSTMENT		2			(60)	
ACCOUNTS PAYABLE/ESTIMATED LIABILITIES ADJUSTMENT		5			--	
OTHER		(8)			(3)	
EXCESS (DEFICIENCY) OF APPROPRIATED REVENUES OVER APPROPRIATED EXPENSES (GAAP Basis)	\$ 210			\$ (100)		

(Continued)

State of Louisiana

CENTRAL REGIONAL LAUNDRY			FLIGHT MAINTENANCE OPERATIONS			HAMMOND STATE SCHOOL LAUNDRY		
BUDGET	ACTUAL	VARIANCE FAVORABLE (UNFAVORABLE)	BUDGET	ACTUAL	VARIANCE FAVORABLE (UNFAVORABLE)	BUDGET	ACTUAL	VARIANCE FAVORABLE (UNFAVORABLE)
\$ --	\$ --	\$ --	\$ --	\$ --	\$ --	\$ --	\$ --	\$ --
<u>936</u>	<u>706</u>	<u>(230)</u>	<u>1,139</u>	<u>1,040</u>	<u>(99)</u>	<u>296</u>	<u>379</u>	<u>83</u>
936	706	(230)	1,139	1,040	(99)	296	379	83
552	492	60	151	147	4	225	223	2
--	--	--	1	1	--	--	--	--
182	66	116	47	44	3	45	45	--
192	139	53	940	776	164	25	25	--
--	--	--	--	--	--	--	--	--
8	7	1	--	--	--	--	--	--
--	--	--	--	--	--	--	--	--
<u>2</u>	<u>2</u>	<u>--</u>	<u>--</u>	<u>--</u>	<u>--</u>	<u>1</u>	<u>1</u>	<u>--</u>
<u>936</u>	<u>706</u>	<u>230</u>	<u>1,139</u>	<u>968</u>	<u>171</u>	<u>296</u>	<u>294</u>	<u>2</u>
<u>\$ --</u>	<u>--</u>	<u>\$ --</u>	<u>\$ --</u>	<u>72</u>	<u>\$ 72</u>	<u>\$ --</u>	<u>85</u>	<u>\$ 85</u>
	217			(308)			(95)	
	13			12			1	
	(43)			(3)			(11)	
	1			(1)			3	
	12			(2)			4	
	7			--			--	
	--			--			--	
	(12)			(2)			(2)	
	--			--			--	
	--			--			--	
	--			240			--	
	--			--			--	
	<u>--</u>			<u>(11)</u>			<u>--</u>	
	<u>\$ 195</u>			<u>\$ (3)</u>			<u>\$ (15)</u>	

State of Louisiana

INTERNAL SERVICE FUNDS

COMBINING SCHEDULE OF REVENUES AND EXPENSES

BUDGET AND ACTUAL (NON-GAAP BASIS)

FOR THE YEAR ENDED JUNE 30, 1997

(EXPRESSED IN THOUSANDS)

	JACKSON REGIONAL LAUNDRY			LOUISIANA FEDERAL PROPERTY ASSISTANCE AGENCY		
	BUDGET	ACTUAL	VARIANCE	BUDGET	ACTUAL	VARIANCE
			FAVORABLE (UNFAVORABLE)			FAVORABLE (UNFAVORABLE)
OPERATING REVENUES:						
FEDERAL FUNDS	\$ --	\$ --	\$ --	\$ --	\$ --	\$ --
SALES OF COMMODITIES AND SERVICES	737	650	(87)	1,251	2,108	857
TOTAL OPERATING REVENUES	737	650	(87)	1,251	2,108	857
OPERATING EXPENSES:						
PERSONAL SERVICES	410	384	26	481	385	96
TRAVEL	1	--	1	27	21	6
OPERATING SERVICES	143	65	78	363	221	142
SUPPLIES	143	77	66	365	231	134
PROFESSIONAL SERVICES	--	--	--	--	--	--
CAPITAL OUTLAY	34	28	6	15	15	--
INTERAGENCY TRANSFERS	1	1	--	--	--	--
OTHER	5	--	5	--	--	--
TOTAL OPERATING EXPENSES	737	555	182	1,251	873	378
EXCESS OF APPROPRIATED REVENUES OVER APPROPRIATED EXPENSES (Budget Basis)	\$ --	95	95	\$ --	1,235	1,235
RECONCILING ITEMS:						
CASH CARRYOVER		(76)			(1,007)	
INTEREST INCOME		1			56	
DEPRECIATION		(23)			(27)	
PAYROLL ACCRUAL		(2)			(1)	
COMPENSATED ABSENCES ADJUSTMENT		2			(2)	
CAPITAL OUTLAY		--			16	
DISPOSAL OF FIXED ASSETS		--			(11)	
CHANGE IN INVENTORY		1			(67)	
INTEREST EXPENSE		--			--	
BAD DEBTS EXPENSE		--			--	
PRINCIPAL PAYMENT		--			--	
ACCOUNTS RECEIVABLE ADJUSTMENT		--			21	
ACCOUNTS PAYABLE/ESTIMATED LIABILITIES ADJUSTMENT		--			--	
OTHER		24			(46)	
EXCESS (DEFICIENCY) OF APPROPRIATED REVENUES OVER APPROPRIATED EXPENSES (GAAP Basis)	\$ 22			\$ 167		

(Continued)

State of Louisiana

LOUISIANA PROPERTY ASSISTANCE AGENCY			NATURAL RESOURCES COPY AND PUBLICATIONS CENTER			OFFICE OF TELECOMMUNICATIONS MANAGEMENT		
BUDGET	ACTUAL	VARIANCE FAVORABLE (UNFAVORABLE)	BUDGET	ACTUAL	VARIANCE FAVORABLE (UNFAVORABLE)	BUDGET	ACTUAL	VARIANCE FAVORABLE (UNFAVORABLE)
\$ --	\$ --	\$ --	\$ --	\$ --	\$ --	\$ --	\$ --	\$ --
<u>2,902</u>	<u>4,880</u>	<u>1,978</u>	<u>458</u>	<u>348</u>	<u>(110)</u>	<u>39,812</u>	<u>44,260</u>	<u>4,448</u>
<u>2,902</u>	<u>4,880</u>	<u>1,978</u>	<u>458</u>	<u>348</u>	<u>(110)</u>	<u>39,812</u>	<u>44,260</u>	<u>4,448</u>
1,069	1,058	11	221	189	32	3,731	3,348	383
13	13	--	--	--	--	51	45	6
607	554	53	81	80	1	867	465	402
312	262	50	122	79	43	48	45	3
9	4	5	--	--	--	5	--	5
16	16	--	--	--	--	41	29	12
--	--	--	22	--	22	144	145	(1)
<u>876</u>	<u>738</u>	<u>138</u>	<u>12</u>	<u>--</u>	<u>12</u>	<u>34,925</u>	<u>34,395</u>	<u>530</u>
<u>2,902</u>	<u>2,645</u>	<u>257</u>	<u>458</u>	<u>348</u>	<u>110</u>	<u>39,812</u>	<u>38,472</u>	<u>1,340</u>
<u>---</u>	<u>2,235</u>	<u>2,235</u>	<u>---</u>	<u>---</u>	<u>---</u>	<u>---</u>	<u>5,788</u>	<u>5,788</u>
	(2,556)			(22)			(6,211)	
	142			--			113	
	(175)			(5)			(800)	
	(6)			7			--	
	6			8			10	
	1,149			--			960	
	16			--			(27)	
	1			(5)			--	
	(1)			--			(2)	
	--			--			44	
	18			--			61	
	114			--			(465)	
	(4)			--			75	
	<u>(164)</u>			<u>--</u>			<u>22</u>	
	<u>775</u>			<u>(17)</u>			<u>(432)</u>	

State of Louisiana

INTERNAL SERVICE FUNDS

COMBINING SCHEDULE OF REVENUES AND EXPENSES

BUDGET AND ACTUAL (NON-GAAP BASIS)

FOR THE YEAR ENDED JUNE 30, 1997

(EXPRESSED IN THOUSANDS)

	PRISON ENTERPRISES			PUBLIC SAFETY SERVICES CAFETERIAS		
	BUDGET	ACTUAL	VARIANCE	BUDGET	ACTUAL	VARIANCE
			FAVORABLE (UNFAVORABLE)			FAVORABLE (UNFAVORABLE)
OPERATING REVENUES:						
FEDERAL FUNDS	\$ --	\$ --	\$ --	\$ --	\$ --	\$ --
SALES OF COMMODITIES AND SERVICES	<u>28,046</u>	<u>24,040</u>	<u>(4,006)</u>	<u>1,323</u>	<u>1,988</u>	<u>665</u>
TOTAL OPERATING REVENUES	<u>28,046</u>	<u>24,040</u>	<u>(4,006)</u>	<u>1,323</u>	<u>1,988</u>	<u>665</u>
OPERATING EXPENSES:						
PERSONAL SERVICES	3,133	2,672	461	398	383	15
TRAVEL	67	17	50	2	1	1
OPERATING SERVICES	2,257	859	1,398	44	35	9
SUPPLIES	19,609	15,808	3,801	825	690	135
PROFESSIONAL SERVICES	443	171	272	--	2	(2)
CAPITAL OUTLAY	1,304	641	663	53	51	2
INTERAGENCY TRANSFERS	11	--	11	1	1	--
OTHER	<u>1,222</u>	<u>694</u>	<u>528</u>	<u>--</u>	<u>--</u>	<u>--</u>
TOTAL OPERATING EXPENSES	<u>28,046</u>	<u>20,862</u>	<u>7,184</u>	<u>1,323</u>	<u>1,163</u>	<u>160</u>
EXCESS OF APPROPRIATED REVENUES OVER APPROPRIATED EXPENSES (Budget Basis)	<u>\$ --</u>	<u>3,178</u>	<u>\$ 3,178</u>	<u>\$ --</u>	<u>825</u>	<u>\$ 825</u>
RECONCILING ITEMS:						
CASH CARRYOVER		--			(626)	
INTEREST INCOME		81			27	
DEPRECIATION		(727)			(61)	
PAYROLL ACCRUAL		(345)			1	
COMPENSATED ABSENCES ADJUSTMENT		82			2	
CAPITAL OUTLAY		585			51	
DISPOSAL OF FIXED ASSETS		(330)			(8)	
CHANGE IN INVENTORY		(611)			(11)	
INTEREST EXPENSE		(16)			--	
BAD DEBTS EXPENSE		(13)			--	
PRINCIPAL PAYMENT		174			--	
ACCOUNTS RECEIVABLE ADJUSTMENT		(1,708)			--	
ACCOUNTS PAYABLE/ESTIMATED LIABILITIES ADJUSTMENT		--			--	
OTHER		<u>(80)</u>			<u>--</u>	
EXCESS (DEFICIENCY) OF APPROPRIATED REVENUES OVER APPROPRIATED EXPENSES (GAAP Basis)	<u>\$ 270</u>			<u>\$ 200</u>		

(Concluded)

State of Louisiana

STATE POLICE TRAINING ACADEMY			TOTAL BUDGETED INTERNAL SERVICE FUNDS		
BUDGET	ACTUAL	VARIANCE FAVORABLE (UNFAVORABLE)	BUDGET	ACTUAL	VARIANCE FAVORABLE (UNFAVORABLE)
\$ 3,007	\$ 2,577	\$ (430)	\$ 3,007	\$ 2,577	\$ (430)
<u>3,091</u>	<u>3,505</u>	<u>414</u>	<u>87,455</u>	<u>90,520</u>	<u>3,065</u>
<u>6,098</u>	<u>6,082</u>	<u>(16)</u>	<u>90,462</u>	<u>93,097</u>	<u>2,635</u>
335	262	73	12,113	10,818	1,295
43	32	11	211	134	77
1,024	824	200	6,792	4,251	2,541
505	391	114	27,895	21,973	5,922
69	29	40	553	225	328
359	93	266	1,913	908	1,005
1	1	--	180	148	32
<u>3,762</u>	<u>3,710</u>	<u>52</u>	<u>40,805</u>	<u>39,540</u>	<u>1,265</u>
<u>6,098</u>	<u>5,342</u>	<u>756</u>	<u>90,462</u>	<u>77,997</u>	<u>12,465</u>
<u>\$ --</u>	<u>740</u>	<u>\$ 740</u>	<u>\$ --</u>	<u>15,100</u>	<u>\$ 15,100</u>
	(1,034)			(12,183)	
	34			496	
	(654)			(2,671)	
	(2)			(348)	
	(5)			126	
	637			3,433	
	(8)			(368)	
	60			(947)	
	--			(22)	
	--			31	
	--			439	
	--			(1,856)	
	--			76	
	<u>(16)</u>			<u>(282)</u>	
<u>\$ (248)</u>			<u>\$ 1,024</u>		



State of Louisiana

FIDUCIARY FUND TYPES

COMBINING BALANCE SHEET

JUNE 30, 1997

(EXPRESSED IN THOUSANDS)

	EXPENDABLE TRUST FUNDS	NONEXPENDABLE TRUST FUNDS	PENSION TRUST FUNDS	AGENCY FUNDS	TOTAL JUNE 30, 1997
ASSETS					
CASH AND CASH EQUIVALENTS	\$ 1,236,813	\$ 6,298	\$ 55,379	\$ 387,827	\$ 1,686,317
INVESTMENTS	107,581	734,340	14,868,031	604,979	16,314,931
COLLATERAL HELD UNDER SECURITIES					
LENDING PROGRAM	--	14,470	1,366,195	--	1,380,665
RECEIVABLES	43,228	181	1,144,116	73,580	1,261,105
DUE FROM OTHER FUNDS	1,206	341	--	--	1,547
DUE FROM FEDERAL GOVERNMENT	86	--	--	--	86
OTHER ASSETS	--	--	--	476	476
PROPERTY, PLANT, AND EQUIPMENT (NET)	--	955	20,226	--	21,181
TOTAL ASSETS	\$ 1,388,914	\$ 756,585	\$ 17,453,947	\$ 1,066,862	\$ 20,666,308
LIABILITIES AND FUND BALANCES					
LIABILITIES:					
ACCOUNTS PAYABLE	\$ 7	\$ 70	\$ 17,372	\$ --	\$ 17,449
INVESTMENT COMMITMENTS PAYABLE	--	--	701,648	--	701,648
OTHER PAYABLES	--	--	4,943	--	4,943
DUE TO OTHER FUNDS	28,917	--	17	6,293	35,227
DEFERRED REVENUE	2,832	--	--	--	2,832
AMOUNTS HELD IN CUSTODY FOR OTHERS	--	--	--	1,058,846	1,058,846
OBLIGATIONS UNDER SECURITIES					
LENDING PROGRAMS	--	14,470	1,366,195	--	1,380,665
OTHER LIABILITIES	1,719	59	--	1,723	3,501
TOTAL LIABILITIES	33,475	14,599	2,090,175	1,066,862	3,205,111
FUND BALANCES:					
RESERVED FOR PENSION BENEFITS	--	--	15,363,772	--	15,363,772
RESERVED FOR ENCUMBRANCES	29,374	--	--	--	29,374
RESERVED FOR BUILDING TRUST	--	2,411	--	--	2,411
RESERVED FOR PAYMENTS	1,259,557	--	--	--	1,259,557
RESERVED FOR TRUST PRINCIPAL	--	739,522	--	--	739,522
OTHER RESERVES	6,095	--	--	--	6,095
UNRESERVED AND UNDESIGNATED	60,413	53	--	--	60,466
TOTAL FUND BALANCES	1,355,439	741,986	15,363,772	--	17,461,197
TOTAL LIABILITIES AND FUND BALANCES	\$ 1,388,914	\$ 756,585	\$ 17,453,947	\$ 1,066,862	\$ 20,666,308

State of Louisiana

EXPENDABLE TRUST FUNDS

COMBINING BALANCE SHEET

JUNE 30, 1997

(EXPRESSED IN THOUSANDS)

	CHARITY HOSPITAL EXPENDABLE TRUST FUNDS	LOUISIANA INVESTMENT FUND FOR ENHANCEMENT	LOUISIANA QUALITY EDUCATION SUPPORT FUND	ROCKEFELLER WILDLIFE REFUGE TRUST AND PROTECTION FUND	RUSSELL SAGE OR MARSH ISLAND REFUGE FUND
<u>ASSETS</u>					
CASH AND CASH EQUIVALENTS	\$ 3,932	\$ 286	\$ 577	\$ 7,211	\$ 1,815
INVESTMENTS	1,581	--	70,911	26,111	8,978
RECEIVABLES	147	--	--	1	--
DUE FROM OTHER FUNDS	--	--	1,128	25	20
DUE FROM FEDERAL GOVERNMENT	--	--	--	--	--
TOTAL ASSETS	<u>\$ 5,660</u>	<u>\$ 286</u>	<u>\$ 72,616</u>	<u>\$ 33,348</u>	<u>\$ 10,813</u>
<u>LIABILITIES AND FUND BALANCES</u>					
LIABILITIES:					
ACCOUNTS PAYABLE	\$ 7	\$ --	\$ --	\$ --	\$ --
DUE TO OTHER FUNDS	--	--	28,175	148	593
DEFERRED REVENUE	--	--	--	--	--
OTHER LIABILITIES	--	--	--	--	--
TOTAL LIABILITIES	<u>7</u>	<u>--</u>	<u>28,175</u>	<u>148</u>	<u>593</u>
FUND BALANCES:					
RESERVED FOR ENCUMBRANCES	--	--	29,374	--	--
RESERVED FOR PAYMENTS	--	--	--	--	--
OTHER RESERVES	4,728	--	--	--	--
UNRESERVED AND UNDESIGNATED	<u>925</u>	<u>286</u>	<u>15,067</u>	<u>33,200</u>	<u>10,220</u>
TOTAL FUND BALANCES	<u>5,653</u>	<u>286</u>	<u>44,441</u>	<u>33,200</u>	<u>10,220</u>
TOTAL LIABILITIES AND FUND BALANCES	<u>\$ 5,660</u>	<u>\$ 286</u>	<u>\$ 72,616</u>	<u>\$ 33,348</u>	<u>\$ 10,813</u>

State of Louisiana

RUSSELL SAGE SPECIAL FUND NO. 2	UNEMPLOYMENT TRUST FUND	TOTAL JUNE 30, 1997
---------------------------------------	----------------------------	------------------------

\$ 696	\$ 1,222,296	\$ 1,236,813
--	--	107,581
--	43,080	43,228
20	13	1,206
<u>--</u>	<u>86</u>	<u>86</u>
<u>\$ 716</u>	<u>\$ 1,265,475</u>	<u>\$ 1,388,914</u>

\$ --	\$ --	\$ 7
1	--	28,917
--	2,832	2,832
<u>--</u>	<u>1,719</u>	<u>1,719</u>
<u>1</u>	<u>4,551</u>	<u>33,475</u>

--	--	29,374
--	1,259,557	1,259,557
--	1,367	6,095
<u>715</u>	<u>--</u>	<u>60,413</u>
<u>715</u>	<u>1,260,924</u>	<u>1,355,439</u>
<u>\$ 716</u>	<u>\$ 1,265,475</u>	<u>\$ 1,388,914</u>

State of Louisiana

EXPENDABLE TRUST FUNDS

COMBINING STATEMENT OF REVENUES, EXPENDITURES, AND CHANGES IN FUND BALANCES FOR THE YEAR ENDED JUNE 30, 1997

(EXPRESSED IN THOUSANDS)

	CHARITY HOSPITAL EXPENDABLE TRUST FUNDS	LOUISIANA INVESTMENT FUND FOR ENHANCEMENT	LOUISIANA QUALITY EDUCATION SUPPORT FUND	ROCKEFELLER WILDLIFE REFUGE TRUST AND PROTECTION FUND	RUSSELL SAGE OR MARSH ISLAND REFUGE FUND
REVENUES:					
INTERGOVERNMENTAL REVENUES	\$ --	\$ --	\$ --	\$ --	\$ --
TAXES	--	--	--	--	--
USE OF MONEY AND PROPERTY	310	--	--	1,825	593
OTHER	<u>2</u>	<u>--</u>	<u>--</u>	<u>--</u>	<u>--</u>
TOTAL REVENUES	<u>312</u>	<u>--</u>	<u>--</u>	<u>1,825</u>	<u>593</u>
EXPENDITURES:					
UNEMPLOYMENT INSURANCE BENEFITS	--	--	--	--	--
OTHER	<u>453</u>	<u>--</u>	<u>--</u>	<u>--</u>	<u>--</u>
TOTAL EXPENDITURES	<u>453</u>	<u>--</u>	<u>--</u>	<u>--</u>	<u>--</u>
EXCESS (DEFICIENCY) OF REVENUES OVER EXPENDITURES	<u>(141)</u>	<u>--</u>	<u>--</u>	<u>1,825</u>	<u>593</u>
OTHER FINANCING SOURCES (USES):					
OPERATING TRANSFERS IN	1,059	--	60,779	129	20
OPERATING TRANSFERS OUT	<u>--</u>	<u>--</u>	<u>(56,087)</u>	<u>(208)</u>	<u>(593)</u>
TOTAL OTHER FINANCING SOURCES (USES)	<u>1,059</u>	<u>--</u>	<u>4,692</u>	<u>(79)</u>	<u>(573)</u>
EXCESS OF REVENUES AND OTHER FINANCING SOURCES OVER EXPENDITURES AND OTHER USES	918	--	4,692	1,746	20
FUND BALANCES AT BEGINNING OF YEAR AS RESTATED	<u>4,735</u>	<u>286</u>	<u>39,749</u>	<u>31,454</u>	<u>10,200</u>
FUND BALANCES AT END OF YEAR	<u>\$ 5,653</u>	<u>\$ 286</u>	<u>\$ 44,441</u>	<u>\$ 33,200</u>	<u>\$ 10,220</u>

State of Louisiana

RUSSELL SAGE		
SPECIAL	UNEMPLOYMENT	TOTAL
FUND NO. 2	TRUST FUND	JUNE 30, 1997
\$ --	\$ 4,028	\$ 4,028
--	202,856	202,856
36	77,352	80,116
<u>--</u>	<u>--</u>	<u>2</u>
<u>36</u>	<u>284,236</u>	<u>287,002</u>
--	150,746	150,746
<u>--</u>	<u>--</u>	<u>453</u>
<u>--</u>	<u>150,746</u>	<u>151,199</u>
<u>36</u>	<u>133,490</u>	<u>135,803</u>
20	13	62,020
<u>(40)</u>	<u>(1,588)</u>	<u>(58,516)</u>
<u>(20)</u>	<u>(1,575)</u>	<u>3,504</u>
16	131,915	139,307
<u>699</u>	<u>1,129,009</u>	<u>1,216,132</u>
<u>\$ 715</u>	<u>\$ 1,260,924</u>	<u>\$ 1,355,439</u>

State of Louisiana

NONEXPENDABLE TRUST FUNDS

COMBINING BALANCE SHEET

JUNE 30, 1997

(EXPRESSED IN THOUSANDS)

	CHARITY HOSPITAL NONEXPENDABLE TRUST FUNDS	FULLER- EDWARDS ARBORETUM TRUST FUND	W. R. IRBY BEQUEST FUND	LIFETIME LICENSE ENDOWMENT TRUST FUND	LOUISIANA EDUCATION QUALITY TRUST FUND	LOUISIANA STATE WILD- LIFE REFUGE PROTECTION TRUST FUND	TOTAL JUNE 30, 1997
ASSETS							
CASH AND CASH EQUIVALENTS	\$ 4,123	\$ 153	\$ 36	\$ 1,284	\$ --	\$ 702	\$ 6,298
INVESTMENTS	2,001	--	1,547	--	728,166	2,626	734,340
COLLATERAL HELD UNDER SECURITIES							
LENDING PROGRAM	--	--	--	--	14,470	--	14,470
RECEIVABLES	179	--	2	--	--	--	181
DUE FROM OTHER FUNDS	--	--	--	--	341	--	341
PROPERTY, PLANT, AND EQUIPMENT (NET)	--	--	955	--	--	--	955
TOTAL ASSETS	\$ 6,303	\$ 153	\$ 2,540	\$ 1,284	\$ 742,977	\$ 3,328	\$ 756,585
LIABILITIES AND FUND BALANCES							
LIABILITIES:							
ACCOUNTS PAYABLE	\$ --	\$ --	\$ 70	\$ --	\$ --	\$ --	\$ 70
OBLIGATIONS UNDER SECURITIES							
LENDING PROGRAM	--	--	--	--	14,470	--	14,470
OTHER LIABILITIES	--	--	59	--	--	--	59
TOTAL LIABILITIES	--	--	129	--	14,470	--	14,599
FUND BALANCES:							
RESERVED FOR BUILDING TRUST	--	--	2,411	--	--	--	2,411
RESERVED FOR TRUST PRINCIPAL	6,303	100	--	1,284	728,507	3,328	739,522
UNRESERVED AND UNDESIGNATED	--	53	--	--	--	--	53
TOTAL FUND BALANCES	6,303	153	2,411	1,284	728,507	3,328	741,986
TOTAL LIABILITIES AND FUND BALANCES	\$ 6,303	\$ 153	\$ 2,540	\$ 1,284	\$ 742,977	\$ 3,328	\$ 756,585

State of Louisiana

NONEXPENDABLE TRUST FUNDS

COMBINING STATEMENT OF REVENUES, EXPENSES, AND CHANGES IN FUND BALANCES

FOR THE YEAR ENDED JUNE 30, 1997

(EXPRESSED IN THOUSANDS)

	CHARITY HOSPITAL NONEXPENDABLE TRUST FUNDS	FULLER- EDWARDS ARBORETUM TRUST FUND	W. R. IRBY BEQUEST FUND	LIFETIME LICENSE ENDOWMENT TRUST FUND	LOUISIANA EDUCATION QUALITY TRUST FUND	LOUISIANA STATE WILD- LIFE REFUGE PROTECTION TRUST FUND	TOTAL JUNE 30, 1997
OPERATING REVENUES:							
USE OF MONEY AND PROPERTY	\$ 1,025	\$ 7	\$ 781	\$ --	\$ --	\$ --	1,813
TOTAL OPERATING REVENUES	1,025	7	781	--	--	--	1,813
OPERATING EXPENSES:							
OTHER	--	--	602	--	--	--	602
TOTAL OPERATING EXPENSES	--	--	602	--	--	--	602
OPERATING INCOME	1,025	7	179	--	--	--	1,211
OPERATING TRANSFERS:							
OPERATING TRANSFERS IN	--	--	--	295	21,249	182	21,726
OPERATING TRANSFERS OUT	(1,059)	--	--	--	--	--	(1,059)
NET OPERATING TRANSFERS	(1,059)	--	--	295	21,249	182	20,667
NET INCOME (LOSS)	(34)	7	179	295	21,249	182	21,878
FUND BALANCES AT BEGINNING OF YEAR	6,337	146	2,232	989	707,258	3,146	720,108
FUND BALANCES AT END OF YEAR	\$ 6,303	\$ 153	\$ 2,411	\$ 1,284	\$ 728,507	\$ 3,328	\$ 741,986

State of Louisiana

NONEXPENDABLE TRUST FUNDS

COMBINING STATEMENT OF CASH FLOWS

FOR THE YEAR ENDED JUNE 30, 1997

(EXPRESSED IN THOUSANDS)

	CHARITY HOSPITAL NONEXPENDABLE TRUST FUNDS	FULLER- EDWARDS ARBORETUM TRUST FUND	W.R. IRBY BEQUEST FUND	LIFETIME LICENSE ENDOWMENT TRUST FUND
OPERATING INCOME	\$ 1,025	\$ 7	\$ 179	--
ADJUSTMENTS TO RECONCILE OPERATING INCOME (LOSS) TO NET CASH PROVIDED BY OPERATING ACTIVITIES:				
CHANGES IN ASSETS AND LIABILITIES:				
(INCREASE)/DECREASE IN ACCOUNTS RECEIVABLE	\$ (40)	--	\$ 1	--
(INCREASE)/DECREASE IN DUE FROM OTHER FUNDS	--	--	--	--
INCREASE/(DECREASE) IN ACCOUNTS PAYABLE	--	--	68	--
INCREASE/(DECREASE) IN OTHER PAYABLES	--	--	(3)	--
NET CASH PROVIDED (USED) BY OPERATING ACTIVITIES	\$ 985	\$ 7	\$ 245	--
CASH FLOWS FROM NONCAPITAL FINANCING ACTIVITIES:				
OPERATING TRANSFERS-IN FROM OTHER FUNDS	\$ --	--	\$ --	295
OPERATING TRANSFERS-OUT TO OTHER FUNDS	(1,059)	--	--	--
NET CASH PROVIDED (USED) BY NONCAPITAL FINANCING ACTIVITIES	\$ (1,059)	--	\$ --	295
CASH FLOWS FROM INVESTING ACTIVITIES:				
PURCHASE OF INVESTMENT SECURITIES	\$ --	--	\$ (238)	--
PROCEEDS FROM SALE OF INVESTMENT SECURITIES	132	--	--	--
NET CASH PROVIDED (USED) BY INVESTING ACTIVITIES	\$ 132	--	\$ (238)	--
NET INCREASE IN CASH AND CASH EQUIVALENTS	\$ 58	\$ 7	\$ 7	295
CASH AND CASH EQUIVALENTS AT BEGINNING OF YEAR	4,065	146	29	989
CASH AND CASH EQUIVALENTS AT END OF YEAR	\$ 4,123	\$ 153	\$ 36	\$ 1,284

State of Louisiana

	LOUISIANA EDUCATION QUALITY TRUST FUND	LOUISIANA STATE WILD- LIFE REFUGE PROTECTION TRUST FUND	TOTAL JUNE 30, 1997
\$	--	\$ --	\$ 1,211
\$	--	\$ --	\$ (39)
	(341)	--	(341)
	--	--	68
	--	--	(3)
\$	<u>(341)</u>	\$ --	\$ <u>896</u>
\$	21,249	\$ 182	\$ 21,726
	--	--	<u>(1,059)</u>
\$	<u>21,249</u>	\$ <u>182</u>	\$ <u>20,667</u>
\$	(20,908)	\$ --	\$ (21,146)
	--	--	<u>132</u>
\$	<u>(20,908)</u>	\$ --	\$ <u>(21,014)</u>
\$	--	\$ 182	\$ 549
	--	<u>520</u>	<u>5,749</u>
\$	<u>--</u>	\$ <u>702</u>	\$ <u>6,298</u>

State of Louisiana

PENSION TRUST FUNDS

COMBINING STATEMENT OF PLAN NET ASSETS

JUNE 30, 1997

(EXPRESSED IN THOUSANDS)

	LOUISIANA SCHOOL EMPLOYEES' RETIREMENT SYSTEM	LOUISIANA STATE EMPLOYEES' RETIREMENT SYSTEM	LOUISIANA STATE POLICE RETIREMENT SYSTEM	TEACHERS' RETIREMENT SYSTEM OF LOUISIANA	TOTAL JUNE 30, 1997
ASSETS					
CASH AND CASH EQUIVALENTS	\$ 275	\$ 23,397	\$ 25,090	\$ 6,617	\$ 55,379
RECEIVABLES:					
EMPLOYER CONTRIBUTIONS	1,978	15,379	346	60,219	77,922
MEMBER CONTRIBUTIONS	2,191	8,626	161	32,480	43,458
INVESTMENT PROCEEDS	11,515	788,190	96	111,895	911,696
INTEREST AND DIVIDENDS	8,533	39,535	1,140	58,320	107,528
OTHER	--	1,095	3	2,414	3,512
TOTAL RECEIVABLES	24,217	852,825	1,746	265,328	1,144,116
INVESTMENTS (AT FAIR VALUE):					
U. S. GOVERNMENT OBLIGATIONS	384,759	873,194	30,286	1,404,429	2,692,668
BONDS - DOMESTIC	183,588	803,142	33,301	445,658	1,465,689
BONDS - INTERNATIONAL	--	432,186	627	918,424	1,351,237
MARKETABLE SECURITIES - DOMESTIC	564,398	1,627,870	69,387	4,306,158	6,567,813
MARKETABLE SECURITIES - INTERNATIONAL	67,470	824,797	13,449	889,166	1,794,882
SHORT TERM INVESTMENTS	50,247	88,550	--	363,351	502,148
OTHER	--	149,103	--	344,491	493,594
COLLATERAL HELD UNDER SECURITIES LENDING PROGRAM	275,321	--	--	1,090,874	1,366,195
TOTAL INVESTMENTS	1,525,783	4,798,842	147,050	9,762,551	16,234,226
PROPERTY, PLANT AND EQUIPMENT:					
FURNITURE AND EQUIPMENT	503	7,338	62	2,365	10,268
BUILDING	5,330	4,782	--	4,835	14,947
LAND	1,465	890	--	891	3,246
LESS ACCUMULATED DEPRECIATION	(562)	(4,889)	(37)	(2,747)	(8,235)
TOTAL PROPERTY, PLANT AND EQUIPMENT	6,736	8,121	25	5,344	20,226
TOTAL ASSETS	\$ 1,557,011	\$ 5,683,185	\$ 173,911	\$ 10,039,840	\$ 17,453,947
LIABILITIES					
ACCOUNTS PAYABLE	\$ 816	\$ 8,715	--	\$ 7,841	\$ 17,372
INVESTMENT COMMITMENTS PAYABLE	9,630	629,874	119	62,025	701,648
OBLIGATIONS UNDER SECURITIES LENDING PROGRAM	275,321	--	--	1,090,874	1,366,195
REFUNDS PAYABLE AND OTHER	158	--	302	4,483	4,943
DUE TO OTHER FUNDS	--	--	--	17	17
TOTAL LIABILITIES	285,925	638,589	421	1,165,240	2,090,175
NET ASSETS HELD IN TRUST FOR PENSION BENEFITS	\$ 1,271,086	\$ 5,044,596	\$ 173,490	\$ 8,874,600	\$ 15,363,772

(Schedule of Funding Progress - Note 4)

State of Louisiana

AGENCY FUNDS COMBINING BALANCE SHEET JUNE 30, 1997

(EXPRESSED IN THOUSANDS)

		DEBT SERVICE RESERVE FUND	ESCROW FUND	FREE SCHOOL FUND	INSURANCE TRUSTS	LOUISIANA ASSET MANAGEMENT POOL *
ASSETS						
CASH AND CASH EQUIVALENTS	\$	4,659	\$ 323,755	\$ 2,022	\$ 2,045	\$ 206
INVESTMENTS		--	--	11,222	82,754	298,169
RECEIVABLES		--	71,097	382	187	370
OTHER ASSETS		--	--	--	--	--
TOTAL ASSETS	\$	<u>4,659</u>	<u>\$ 394,852</u>	<u>\$ 13,626</u>	<u>\$ 84,986</u>	<u>\$ 298,745</u>
LIABILITIES						
DUE TO OTHER FUNDS	\$	--	\$ --	\$ --	\$ --	\$ --
AMOUNTS HELD IN CUSTODY FOR OTHERS		4,659	393,762	13,626	84,836	298,651
OTHER LIABILITIES		--	1,090	--	150	94
TOTAL LIABILITIES	\$	<u>4,659</u>	<u>\$ 394,852</u>	<u>\$ 13,626</u>	<u>\$ 84,986</u>	<u>\$ 298,745</u>

		LOUISIANA PUBLIC EMPLOYEES DEFERRED COMPENSA- TION PLAN *	MISCEL- LANEOUS AGENCY FUNDS	PAYROLL CLEARING FUND	REVER- SIONARY MEDICAL TRUST FUND	TOTAL JUNE 30, 1997
ASSETS						
CASH AND CASH EQUIVALENTS	\$	206	\$ 18,755	\$ 29,886	\$ 6,293	\$ 387,827
INVESTMENTS		212,834	--	--	--	604,979
RECEIVABLES		1,510	--	34	--	73,580
OTHER ASSETS		476	--	--	--	476
TOTAL ASSETS	\$	<u>215,026</u>	<u>\$ 18,755</u>	<u>\$ 29,920</u>	<u>\$ 6,293</u>	<u>\$ 1,066,862</u>
LIABILITIES						
DUE TO OTHER FUNDS	\$	--	\$ --	\$ --	\$ 6,293	\$ 6,293
AMOUNTS HELD IN CUSTODY FOR OTHERS		214,637	18,755	29,920	--	1,058,846
OTHER LIABILITIES		389	--	--	--	1,723
TOTAL LIABILITIES	\$	<u>215,026</u>	<u>\$ 18,755</u>	<u>\$ 29,920</u>	<u>\$ 6,293</u>	<u>\$ 1,066,862</u>

* As of December 31, 1996.

State of Louisiana

AGENCY FUNDS

COMBINING STATEMENT OF CHANGES IN ASSETS AND LIABILITIES

FOR THE YEAR ENDED JUNE 30, 1997

(EXPRESSED IN THOUSANDS)

	BALANCE		BALANCE	
	JULY 1, 1996	ADDITIONS	DELETIONS	JUNE 30, 1997
<u>DEBT SERVICE RESERVE FUND</u>				
ASSETS:				
CASH AND CASH EQUIVALENTS	\$ 4,898	\$ 480	\$ 719	\$ 4,659
TOTAL ASSETS	\$ 4,898	\$ 480	\$ 719	\$ 4,659
LIABILITIES:				
DUE TO OTHER FUNDS	\$ 377	\$ --	\$ 377	\$ --
AMOUNTS HELD IN CUSTODY FOR OTHERS	4,521	480	342	4,659
TOTAL LIABILITIES	\$ 4,898	\$ 480	\$ 719	\$ 4,659
<u>ESCROW FUND</u>				
ASSETS:				
CASH AND CASH EQUIVALENTS	\$ 285,560	\$ 2,059,601	\$ 2,021,406	\$ 323,755
RECEIVABLES	195,802	71,097	195,802	71,097
TOTAL ASSETS	\$ 481,362	\$ 2,130,698	\$ 2,217,208	\$ 394,852
LIABILITIES:				
AMOUNTS HELD IN CUSTODY FOR OTHERS	\$ 480,532	\$ 1,935,726	\$ 2,022,496	\$ 393,762
OTHER LIABILITIES	830	1,090	830	1,090
TOTAL LIABILITIES	\$ 481,362	\$ 1,936,816	\$ 2,023,326	\$ 394,852
<u>FREE SCHOOL FUND</u>				
ASSETS:				
CASH AND CASH EQUIVALENTS	\$ 1,832	\$ 1,853	\$ 1,663	\$ 2,022
INVESTMENTS	9,963	1,259	--	11,222
RECEIVABLES	352	382	352	382
TOTAL ASSETS	\$ 12,147	\$ 3,494	\$ 2,015	\$ 13,626
LIABILITIES:				
AMOUNTS HELD IN CUSTODY FOR OTHERS	\$ 12,147	\$ 2,230	\$ 751	\$ 13,626
TOTAL LIABILITIES	\$ 12,147	\$ 2,230	\$ 751	\$ 13,626
<u>INSURANCE TRUSTS</u>				
ASSETS:				
CASH AND CASH EQUIVALENTS	\$ 3,337	\$ 41,960	\$ 43,252	\$ 2,045
INVESTMENTS	80,519	44,311	42,076	82,754
RECEIVABLES	208	187	208	187
TOTAL ASSETS	\$ 84,064	\$ 86,458	\$ 85,536	\$ 84,986
LIABILITIES:				
AMOUNTS HELD IN CUSTODY FOR OTHERS	\$ 84,064	\$ 86,308	\$ 85,536	\$ 84,836
OTHER LIABILITIES	--	150	--	150
TOTAL LIABILITIES	\$ 84,064	\$ 86,458	\$ 85,536	\$ 84,986

(Continued)

State of Louisiana

AGENCY FUNDS

COMBINING STATEMENT OF CHANGES IN ASSETS AND LIABILITIES

FOR THE YEAR ENDED JUNE 30, 1997

(EXPRESSED IN THOUSANDS)

	BALANCE JULY 1, 1996	ADDITIONS	DELETIONS	BALANCE JUNE 30, 1997
--	-------------------------	-----------	-----------	--------------------------

LOUISIANA ASSET MANAGEMENT POOL *

ASSETS:				
CASH AND CASH EQUIVALENTS	\$ 87	\$ 22,682,860	\$ 22,682,741	\$ 206
INVESTMENTS	225,137	22,204,049	22,131,017	298,169
RECEIVABLES	<u>285</u>	<u>370</u>	<u>285</u>	<u>370</u>
TOTAL ASSETS	<u>\$ 225,509</u>	<u>\$ 44,887,279</u>	<u>\$ 44,814,043</u>	<u>\$ 298,745</u>

LIABILITIES:				
AMOUNTS HELD IN CUSTODY FOR OTHERS	\$ 225,462	\$ 565,695	\$ 492,506	\$ 298,651
OTHER LIABILITIES	<u>47</u>	<u>94</u>	<u>47</u>	<u>94</u>
TOTAL LIABILITIES	<u>\$ 225,509</u>	<u>\$ 565,789</u>	<u>\$ 492,553</u>	<u>\$ 298,745</u>

LOUISIANA PUBLIC EMPLOYEES DEFERRED COMPENSATION PLAN *

ASSETS:				
CASH AND CASH EQUIVALENTS	\$ 376	\$ 39,399	\$ 39,569	\$ 206
INVESTMENTS	168,770	118,612	74,548	212,834
RECEIVABLES	1,352	2,743	2,585	1,510
OTHER ASSETS	<u>--</u>	<u>476</u>	<u>--</u>	<u>476</u>
TOTAL ASSETS	<u>\$ 170,498</u>	<u>\$ 161,230</u>	<u>\$ 116,702</u>	<u>\$ 215,026</u>

LIABILITIES:				
AMOUNTS HELD IN CUSTODY FOR OTHERS	\$ 170,133	\$ 56,196	\$ 11,692	\$ 214,637
OTHER LIABILITIES	<u>365</u>	<u>9,416</u>	<u>9,392</u>	<u>389</u>
TOTAL LIABILITIES	<u>\$ 170,498</u>	<u>\$ 65,612</u>	<u>\$ 21,084</u>	<u>\$ 215,026</u>

MISCELLANEOUS AGENCY FUNDS

ASSETS:				
CASH AND CASH EQUIVALENTS	\$ 16,004	\$ 46,813	\$ 44,062	\$ 18,755
TOTAL ASSETS	<u>\$ 16,004</u>	<u>\$ 46,813</u>	<u>\$ 44,062</u>	<u>\$ 18,755</u>

LIABILITIES:				
AMOUNTS HELD IN CUSTODY FOR OTHERS	\$ 16,004	\$ 46,813	\$ 44,062	\$ 18,755
TOTAL LIABILITIES	<u>\$ 16,004</u>	<u>\$ 46,813</u>	<u>\$ 44,062</u>	<u>\$ 18,755</u>

PAYROLL CLEARING FUND

ASSETS:				
CASH AND CASH EQUIVALENTS	\$ 29,174	\$ 1,643,235	\$ 1,642,523	\$ 29,886
RECEIVABLES	<u>--</u>	<u>34</u>	<u>--</u>	<u>34</u>
TOTAL ASSETS	<u>\$ 29,174</u>	<u>\$ 1,643,269</u>	<u>\$ 1,642,523</u>	<u>\$ 29,920</u>

LIABILITIES:				
AMOUNTS HELD IN CUSTODY FOR OTHERS	\$ 29,114	\$ 1,643,329	\$ 1,642,523	\$ 29,920
OTHER LIABILITIES	<u>60</u>	<u>--</u>	<u>60</u>	<u>--</u>
TOTAL LIABILITIES	<u>\$ 29,174</u>	<u>\$ 1,643,329</u>	<u>\$ 1,642,583</u>	<u>\$ 29,920</u>

* For the period ending December 31, 1996.

(Continued)

State of Louisiana

AGENCY FUNDS

COMBINING STATEMENT OF CHANGES IN ASSETS AND LIABILITIES

FOR THE YEAR ENDED JUNE 30, 1997

(EXPRESSED IN THOUSANDS)

	BALANCE			BALANCE	
	JULY 1, 1996	ADDITIONS	DELETIONS	JUNE 30, 1997	
<u>REVERSIONARY MEDICAL TRUST FUND</u>					
ASSETS:					
CASH AND CASH EQUIVALENTS	\$ 7,261	\$ --	\$ 968	\$ 6,293	
TOTAL ASSETS	\$ 7,261	\$ --	\$ 968	\$ 6,293	
LIABILITIES:					
DUE TO OTHER FUNDS	\$ --	\$ 6,293	\$ --	\$ 6,293	
AMOUNTS HELD IN CUSTODY FOR OTHERS	6,293	--	6,293	--	
OTHER LIABILITIES	968	--	968	--	
TOTAL LIABILITIES	\$ 7,261	\$ 6,293	\$ 7,261	\$ 6,293	
<u>TOTAL ALL AGENCY FUNDS</u>					
ASSETS:					
CASH AND CASH EQUIVALENTS	\$ 348,529	\$ 26,516,201	\$ 26,476,903	\$ 387,827	
INVESTMENTS	484,389	22,368,231	22,247,641	604,979	
RECEIVABLES	197,999	74,813	199,232	73,580	
OTHER ASSETS	--	476	--	476	
TOTAL ASSETS	\$ 1,030,917	\$ 48,959,721	\$ 48,923,776	\$ 1,066,862	
LIABILITIES:					
DUE TO OTHER FUNDS	\$ 377	\$ 6,293	\$ 377	\$ 6,293	
AMOUNTS HELD IN CUSTODY FOR OTHERS	1,028,270	4,336,777	4,306,201	1,058,846	
OTHER LIABILITIES	2,270	10,750	11,297	1,723	
TOTAL LIABILITIES	\$ 1,030,917	\$ 4,353,820	\$ 4,317,875	\$ 1,066,862	

(Concluded)

State of Louisiana

SCHEDULE OF GENERAL FIXED ASSETS BY FUNCTION

AS OF JUNE 30, 1997

(EXPRESSED IN THOUSANDS)

FUNCTION	LAND	BUILDINGS AND IMPROVEMENTS		MACHINERY AND EQUIPMENT		TOTAL
GENERAL GOVERNMENT	\$ 47,918	\$ 173,736	\$ 175,080	\$ 396,734		
CULTURE, RECREATION AND TOURISM	17,371	32,497	43,634	93,502		
TRANSPORTATION AND DEVELOPMENT	12,045	49,932	154,086	216,063		
PUBLIC SAFETY	10,997	24,272	100,914	136,183		
HEALTH AND WELFARE	11,567	274,210	319,976	605,753		
CORRECTIONS	14,427	274,892	45,155	334,474		
CONSERVATION	98,327	37,869	76,324	212,520		
EDUCATION	6,753	163,785	114,567	285,105		
BOARDS AND COMMISSIONS	<u>1,181</u>	<u>1,558</u>	<u>2,896</u>	<u>5,635</u>		
TOTAL ALLOCATED TO FUNCTIONS	<u>\$220,586</u>	<u>\$ 1,032,751</u>	<u>\$ 1,032,632</u>	2,285,969		
CONSTRUCTION IN PROGRESS				<u>26,939</u>		
TOTAL GENERAL FIXED ASSETS				<u>\$2,312,908</u>		

SCHEDULE OF CHANGES IN GENERAL FIXED ASSETS BY FUNCTION

FOR THE YEAR ENDED JUNE 30, 1997

(EXPRESSED IN THOUSANDS)

FUNCTION	GENERAL FIXED ASSETS			GENERAL FIXED ASSETS	
	JULY 1, 1996	ADDITIONS	DELETIONS	JUNE 30, 1997	
GENERAL GOVERNMENT	\$ 366,975	\$ 45,418	\$ 15,659	\$ 396,734	
CULTURE, RECREATION AND TOURISM	92,193	1,995	686	93,502	
TRANSPORTATION AND DEVELOPMENT	203,043	22,057	9,037	216,063	
PUBLIC SAFETY	124,797	19,366	7,980	136,183	
HEALTH AND WELFARE	604,707	36,599	35,553	605,753	
CORRECTIONS	319,826	19,285	4,637	334,474	
CONSERVATION	192,611	26,693	6,784	212,520	
EDUCATION	281,900	12,985	9,780	285,105	
BOARDS AND COMMISSIONS	5,201	736	302	5,635	
CONSTRUCTION IN PROGRESS	<u>39,829</u>	<u>19,007</u>	<u>31,897</u>	<u>26,939</u>	
TOTAL GENERAL FIXED ASSETS	<u>\$ 2,231,082</u>	<u>\$ 204,141</u>	<u>\$ 122,315</u>	<u>\$ 2,312,908</u>	



State of Louisiana

SCHEDULE OF CHANGES IN LONG-TERM DEBT

FOR THE YEAR ENDED JUNE 30, 1997

(EXPRESSED IN THOUSANDS)

	BALANCE JULY 1, 1996	BONDS ISSUED	DEBT SERVICE FUND IN OPERATIONS	CAPITAL LEASES	INCREASE IN ACCRUED LEAVE	OTHER GENERAL LONG TERM DEBT	BALANCE JUNE 30, 1997
AMOUNT AVAILABLE IN DEBT							
SERVICE FUNDS	\$ 273,432	\$ --	\$ (239,080)	\$ --	\$ --	\$ --	\$ 34,352
AMOUNT TO BE PROVIDED FOR LEAVE	158,163	--	--	--	3,852	--	162,015
AMOUNT TO BE PROVIDED FOR CAPITAL LEASES	110,145	--	--	(13,836)	--	--	96,309
AMOUNT TO BE PROVIDED FOR RETIREMENT OF LONG- TERM DEBT	2,581,521	225,200	(613,497)	--	--	--	2,193,224
OTHER GENERAL LONG TERM DEBT	<u>1,817,665</u>	<u>--</u>	<u>--</u>	<u>--</u>	<u>--</u>	<u>129,305</u>	<u>1,946,970</u>
AMOUNT AVAILABLE AND TO BE PROVIDED							
	<u>\$ 4,940,926</u>	<u>\$ 225,200</u>	<u>\$ (852,577)</u>	<u>\$ (13,836)</u>	<u>\$ 3,852</u>	<u>\$ 129,305</u>	<u>\$ 4,432,870</u>
ACCRUED ANNUAL LEAVE							
	\$ 158,163	\$ --	\$ --	\$ --	\$ 3,852	\$ --	\$ 162,015
OBLIGATIONS UNDER CAPITAL LEASES							
	110,145	--	--	(13,836)	--	--	96,309
BONDS PAYABLE							
	2,854,953	225,200	(852,577)	--	--	--	2,227,576
ESTIMATED LIABILITY FOR CLAIMS							
	<u>1,817,665</u>	<u>--</u>	<u>--</u>	<u>--</u>	<u>--</u>	<u>129,305</u>	<u>1,946,970</u>
TOTAL GENERAL LONG TERM DEBT							
	<u>\$ 4,940,926</u>	<u>\$ 225,200</u>	<u>\$ (852,577)</u>	<u>\$ (13,836)</u>	<u>\$ 3,852</u>	<u>\$ 129,305</u>	<u>\$ 4,432,870</u>





State of Louisiana

COLLEGES AND UNIVERSITIES

COMBINING BALANCE SHEET

JUNE 30, 1997

(EXPRESSED IN THOUSANDS)

	CURRENT FUNDS			STUDENT LOAN FUNDS	ENDOWMENT FUNDS
	GENERAL	AUXILIARY ENTERPRISES	RESTRICTED		
ASSETS					
CASH AND CASH EQUIVALENTS	\$ 42,798	\$ 26,017	\$ 41,893	\$ 5,658	\$ 22,211
INVESTMENTS	68,024	2,727	2,652	56	10,786
ACCRUED INTEREST	727	62	460	526	15
ACCOUNTS RECEIVABLE (NET)	21,623	12,232	119,724	180	120
NOTES RECEIVABLE	--	206	--	54,692	--
DUE FROM PRIVATE FOUNDATIONS	49	--	2,821	--	35,032
DUE FROM OTHER FUNDS	40,901	2,558	67,618	1,062	617
DEFERRED CHARGES AND PREPAID EXPENSES	8,616	833	2,027	--	--
INVENTORIES	13,872	18,070	300	--	--
OTHER ASSETS	20	1,898	--	--	1,136
INSTITUTIONAL PLANT	--	--	--	--	--
ASSETS UNDER CAPITAL LEASES	--	--	--	--	--
TOTAL ASSETS	\$ 196,630	\$ 64,603	\$ 237,495	\$ 62,174	\$ 69,917
LIABILITIES AND FUND EQUITY					
LIABILITIES:					
ACCOUNTS PAYABLE	\$ 15,346	\$ 4,498	\$ 9,531	\$ 151	--
ACCRUED LIABILITIES	20,622	1,385	8,514	--	--
COMPENSATED ABSENCES PAYABLE	74,548	5,794	19,095	--	--
NOTES PAYABLE	--	--	--	--	--
DUE TO OTHER FUNDS	109,780	5,364	5,448	423	2,470
DEFERRED REVENUES	33,042	12,187	1,728	--	--
DEPOSITS HELD FOR OTHERS	942	2,460	17	94	--
OBLIGATIONS UNDER CAPITAL LEASE	--	--	--	--	--
BONDS PAYABLE	--	--	--	--	--
OTHER LIABILITIES	3,067	137	1	44	--
TOTAL LIABILITIES	257,347	31,825	44,334	712	2,470
FUND EQUITY:					
NET INVESTMENT IN PLANT	--	--	--	--	--
FUND BALANCES:					
RESERVED FOR DEBT SERVICE	--	--	--	--	--
RESERVED FOR INVENTORIES	13,872	1,407	297	--	--
RESERVED FOR ENCUMBRANCES	--	3,190	19,195	--	--
CURRENT OPERATIONS UNRESTRICTED	(74,589)	160	--	--	--
CURRENT OPERATIONS RESTRICTED	--	28,021	173,669	--	--
NON-CURRENT OPERATIONS:					
RESTRICTED	--	--	--	61,462	--
ENDOWMENT	--	--	--	--	56,813
TERM ENDOWMENT	--	--	--	--	2,714
QUASI-ENDOWMENT - RESTRICTED	--	--	--	--	7,920
TOTAL FUND EQUITY	(60,717)	32,778	193,161	61,462	67,447
TOTAL LIABILITIES AND FUND EQUITY	\$ 196,630	\$ 64,603	\$ 237,495	\$ 62,174	\$ 69,917

State of Louisiana

	AGENCY FUNDS	TOTAL JUNE 30, 1997
PLANT		
\$ 73,523	\$ 6,435	\$ 218,535
46,048	637	130,930
122	114	2,026
1,052	1,177	156,108
--	--	54,898
--	--	37,902
18,684	451	131,891
--	69	11,545
--	--	32,242
43	42	3,139
3,054,021	--	3,054,021
<u>409</u>	<u>--</u>	<u>409</u>
<u>\$ 3,193,902</u>	<u>\$ 8,925</u>	<u>\$ 3,833,646</u>
\$ 1,297	\$ 225	\$ 31,048
9	63	30,593
--	--	99,437
33,471	--	33,471
2,861	1,657	128,003
245	96	47,298
7	6,219	9,739
269	--	269
133,232	--	133,232
<u>803</u>	<u>665</u>	<u>4,717</u>
<u>172,194</u>	<u>8,925</u>	<u>517,807</u>
2,898,622	--	2,898,622
22,787	--	22,787
--	--	15,576
4,787	--	27,172
--	--	(74,429)
--	--	201,690
95,512	--	156,974
--	--	56,813
--	--	2,714
--	--	7,920
<u>3,021,708</u>	<u>--</u>	<u>3,315,839</u>
<u>\$ 3,193,902</u>	<u>\$ 8,925</u>	<u>\$ 3,833,646</u>





State of Louisiana

COMBINING BALANCE SHEET ALL DISCRETELY REPORTED COMPONENT UNITS

JUNE 30, 1997

(EXPRESSED IN THOUSANDS)

	BOARDS AND COMMISSIONS	GREATER BATON ROUGE PORT COMMISSION(1)	GREATER KROTZ SPRINGS PORT COMMISSION	GREATER NEW ORLEANS EXPRESSWAY COMMISSION(1)
<u>ASSETS AND OTHER DEBITS</u>				
ASSETS:				
CASH AND CASH EQUIVALENTS	\$ 5,044	\$ 2,160	\$ 1,841	\$ 1,075
INVESTMENTS	1,274	2,837	--	30,937
RECEIVABLES	17	967	634	197
NOTES RECEIVABLE	--	--	--	--
DUE FROM FEDERAL GOVERNMENT	--	--	--	--
INVENTORIES	--	--	--	330
OTHER ASSETS	69	118	--	--
RESTRICTED ASSETS:				
CASH	--	952	--	--
INVESTMENTS	--	--	--	--
RECEIVABLES	--	--	--	--
DIRECT FINANCING LEASE PAYMENTS RECEIVABLE	--	--	--	--
PROPERTY, PLANT AND EQUIPMENT (NET WHERE APPLICABLE)	3,229	27,240	2,525	1,947
OTHER DEBITS:				
AMOUNT AVAILABLE FOR DEBT SERVICE	--	--	--	6,127
AMOUNT TO BE PROVIDED FOR COMPENSATED ABSENCES	187	--	--	588
AMOUNT TO BE PROVIDED FOR RETIREMENT OF GENERAL LONG TERM DEBT	--	--	--	57,188
TOTAL ASSETS AND OTHER DEBITS	\$ <u>9,820</u>	\$ <u>34,274</u>	\$ <u>5,000</u>	\$ <u>98,389</u>
<u>LIABILITIES, EQUITY, AND OTHER CREDITS</u>				
LIABILITIES:				
ACCOUNTS PAYABLE AND ACCRUALS	\$ 192	\$ 344	\$ 745	\$ 5,046
CONTRACTS AND RETAINAGE PAYABLE	--	164	--	--
COMPENSATED ABSENCES PAYABLE	187	138	--	588
DEFERRED REVENUES	--	248	15	415
DUE TO LOCAL GOVERNMENTS	--	--	--	400
AMOUNTS HELD IN CUSTODY FOR OTHERS	--	--	--	481
LIABILITIES PAYABLE FROM RESTRICTED ASSETS	--	484	--	--
OBLIGATIONS UNDER CAPITAL LEASE	--	--	--	--
BONDS PAYABLE	--	2,515	--	63,315
ESTIMATED LIABILITIES FOR CLAIMS	--	--	--	--
OTHER LIABILITIES	1,656	73	2	--
TOTAL LIABILITIES	<u>2,035</u>	<u>3,966</u>	<u>762</u>	<u>70,245</u>
EQUITY AND OTHER CREDITS:				
INVESTMENT IN FIXED ASSETS	3,229	--	--	1,947
CONTRIBUTED CAPITAL	--	12,870	1,977	--
RETAINED EARNINGS: RESERVED	--	468	31	1,073
UNRESERVED (DEFICIT)	--	16,970	2,230	--
FUND BALANCES:				
RESERVED FOR DEBT SERVICE	--	--	--	7,145
RESERVED FOR INVENTORIES	--	--	--	330
RESERVED FOR ENCUMBRANCES	--	--	--	--
RESERVED FOR CONSTRUCTION	--	--	--	11,059
OTHER RESERVES	--	--	--	--
UNRESERVED: DESIGNATED	2,514	--	--	6,590
UNDESIGNATED	2,042	--	--	--
TOTAL EQUITY AND OTHER CREDITS	<u>7,785</u>	<u>30,308</u>	<u>4,238</u>	<u>28,144</u>
TOTAL LIABILITIES, EQUITY, AND OTHER CREDITS	\$ <u>9,820</u>	\$ <u>34,274</u>	\$ <u>5,000</u>	\$ <u>98,389</u>

(Continued)

(1) As of October 31, 1996.

(2) As of December 31, 1996.

State of Louisiana

KENNER NAVAL MUSEUM COMMISSION	LAKE CHARLES HARBOR AND TERMINAL DISTRICT(2)	LOUISIANA ECONOMIC DEVELOPMENT CORPORATION	LOUISIANA HOUSING FINANCE AGENCY	LOUISIANA MARITIME DEVELOPMENT AUTHORITY	LOUISIANA NAVAL WAR MEMORIAL COMMISSION(2)	LOUISIANA STADIUM AND EXPOSITION DISTRICT	LOUISIANA WORKERS' COMPENSATION CORPORATION(2)	NEW ORLEANS PORT COMMISSION
\$ 8	\$ 16,696	\$ 63,956	\$ 4,476	\$ 4	\$ 124	\$ 94,288	\$ 28,147	\$ 4,573
--	70,903	7,632	15,674	--	--	6,973	457,983	53,006
--	5,142	355	326	--	2	5,071	84,174	5,077
--	--	1,053	--	--	--	--	--	--
--	--	--	196	--	--	--	--	--
--	228	--	--	--	23	73	--	1,812
--	1,123	330	914	--	--	46	7,315	2,827
--	4,951	--	2,615	--	3	13,136	--	--
--	6,025	--	514	--	--	--	--	--
--	108	--	32,459	--	--	168	--	--
--	2,000	--	--	--	--	--	--	--
--	71,814	--	208	--	3,783	167,944	15,888	323,286
--	--	--	--	--	--	17,612	--	--
--	--	--	--	--	--	--	--	--
--	--	--	--	--	--	183,608	--	--
<u>\$ 8</u>	<u>\$ 178,990</u>	<u>\$ 73,326</u>	<u>\$ 57,382</u>	<u>\$ 4</u>	<u>\$ 3,935</u>	<u>\$ 488,919</u>	<u>\$ 593,507</u>	<u>\$ 390,581</u>
\$ --	\$ 545	\$ 710	\$ 188	\$ --	\$ 9	\$ 427	\$ --	\$ 3,563
--	--	--	--	--	--	4,167	--	317
--	314	--	51	--	14	171	--	1,389
--	1,193	--	1,647	--	--	--	--	1,781
--	--	--	--	--	--	--	--	--
--	--	--	359	--	--	--	--	--
--	--	--	--	--	--	--	--	--
--	25,000	--	--	--	--	201,220	--	9,548
--	--	--	--	--	--	--	401,544	--
--	582	1,912	--	--	--	3,834	88,060	3,489
--	27,634	2,622	2,245	--	23	209,819	489,604	20,087
--	--	--	--	--	--	44,952	--	--
--	19,963	--	--	--	4,979	98,737	--	254,414
--	10,779	4,699	--	1	--	13,304	--	10,350
8	120,614	66,005	55,137	3	(1,167)	26,561	103,903	105,730
--	--	--	--	--	--	17,612	--	--
--	--	--	--	--	--	--	--	--
--	--	--	--	--	--	--	--	--
--	--	--	--	--	--	77,934	--	--
--	--	--	--	--	3	--	--	--
--	--	--	--	--	--	--	--	--
--	--	--	--	--	97	--	--	--
<u>8</u>	<u>151,356</u>	<u>70,704</u>	<u>55,137</u>	<u>4</u>	<u>3,912</u>	<u>279,100</u>	<u>103,903</u>	<u>370,494</u>
<u>\$ 8</u>	<u>\$ 178,990</u>	<u>\$ 73,326</u>	<u>\$ 57,382</u>	<u>\$ 4</u>	<u>\$ 3,935</u>	<u>\$ 488,919</u>	<u>\$ 593,507</u>	<u>\$ 390,581</u>

State of Louisiana

COMBINING BALANCE SHEET ALL DISCRETELY REPORTED COMPONENT UNITS

JUNE 30, 1997

(EXPRESSED IN THOUSANDS)

	ORLEANS LEVEE DISTRICT	OTHER LEVEE DISTRICTS AND PORT COMMISSIONS	SABINE RIVER AUTHORITY	ST. BERNARD PORT, HARBOR AND TERMINAL DISTRICT	TOTAL JUNE 30, 1997
<u>ASSETS AND OTHER DEBITS</u>					
ASSETS:					
CASH AND CASH EQUIVALENTS	\$ 669	\$ 44,433	\$ 2,891	\$ 585	\$ 270,970
INVESTMENTS	63,553	31,022	3,271	--	745,065
RECEIVABLES	3,235	4,975	280	127	110,579
NOTES RECEIVABLE	--	--	--	--	1,053
DUE FROM FEDERAL GOVERNMENT	--	--	--	--	196
INVENTORIES	547	63	--	--	3,076
OTHER ASSETS	1,081	936	26	919	15,704
RESTRICTED ASSETS:					
CASH	362	--	800	638	23,457
INVESTMENTS	3,223	--	--	--	9,762
RECEIVABLES	--	--	--	--	32,735
DIRECT FINANCING LEASE PAYMENTS RECEIVABLE	--	--	--	--	2,000
PROPERTY, PLANT AND EQUIPMENT (NET WHERE APPLICABLE)	112,635	84,827	52,788	19,924	888,038
OTHER DEBITS:					
AMOUNT AVAILABLE FOR DEBT SERVICE	25,366	1,266	--	--	50,371
AMOUNT TO BE PROVIDED FOR COMPENSATED ABSENCES	--	909	--	--	1,684
AMOUNT TO BE PROVIDED FOR RETIREMENT OF GENERAL LONG TERM DEBT	63,433	10,012	--	--	314,241
TOTAL ASSETS AND OTHER DEBITS	\$ 274,104	\$ 178,443	\$ 60,056	\$ 22,193	\$ 2,468,931
<u>LIABILITIES, EQUITY, AND OTHER CREDITS</u>					
LIABILITIES:					
ACCOUNTS PAYABLE AND ACCRUALS	\$ 5,712	\$ 2,195	\$ 1,201	\$ 888	\$ 21,765
CONTRACTS AND RETAINAGE PAYABLE	--	--	11,836	--	16,484
COMPENSATED ABSENCES PAYABLE	872	909	--	94	4,727
DEFERRED REVENUES	1,212	472	--	92	7,075
DUE TO LOCAL GOVERNMENTS	--	--	--	--	400
AMOUNTS HELD IN CUSTODY FOR OTHERS	--	--	--	--	481
LIABILITIES PAYABLE FROM RESTRICTED ASSETS	1,357	--	--	--	2,200
OBLIGATIONS UNDER CAPITAL LEASE	--	259	--	--	259
BONDS PAYABLE	123,432	11,012	5,255	465	441,762
ESTIMATED LIABILITIES FOR CLAIMS	--	10	--	--	401,554
OTHER LIABILITIES	1,202	1,423	1,378	50	103,661
TOTAL LIABILITIES	133,787	16,280	19,670	1,589	1,000,368
EQUITY AND OTHER CREDITS:					
INVESTMENT IN FIXED ASSETS	44,984	84,827	--	--	179,939
CONTRIBUTED CAPITAL	52,984	--	43,985	19,696	509,605
RETAINED EARNINGS: RESERVED	--	--	--	--	40,705
UNRESERVED (DEFICIT)	(19,421)	--	(3,599)	908	473,882
FUND BALANCES:					
RESERVED FOR DEBT SERVICE	24,332	1,560	--	--	50,649
RESERVED FOR INVENTORIES	--	63	--	--	393
RESERVED FOR ENCUMBRANCES	12,066	--	--	--	12,066
RESERVED FOR CONSTRUCTION	--	--	--	--	88,993
OTHER RESERVES	2,470	9,437	--	--	11,910
UNRESERVED: DESIGNATED	733	8,815	--	--	18,652
UNDESIGNATED	22,169	57,461	--	--	81,769
TOTAL EQUITY AND OTHER CREDITS	140,317	162,163	40,386	20,604	1,468,563
TOTAL LIABILITIES, EQUITY, AND OTHER CREDITS	\$ 274,104	\$ 178,443	\$ 60,056	\$ 22,193	\$ 2,468,931

(Concluded)



State of Louisiana

COMBINING STATEMENT OF REVENUES, EXPENDITURES, AND CHANGES IN FUND BALANCES - ALL DISCRETELY REPORTED COMPONENT UNITS

FOR THE YEAR ENDED JUNE 30, 1997

(EXPRESSED IN THOUSANDS)

	BOARDS AND COMMISSIONS	GREATER NEW ORLEANS EXPRESSWAY COMMISSION(1)	LOUISIANA NAVAL WAR MEMORIAL COMMISSION(2)	LOUISIANA STADIUM AND EXPOSITION DISTRICT
REVENUES:				
INTERGOVERNMENTAL REVENUES	\$ --	\$ --	\$ --	\$ --
TAXES	--	--	--	12,123
USE OF MONEY AND PROPERTY	301	19,862	4	4,193
LICENSES, PERMITS, AND FEES	4,903	--	--	--
SALES OF COMMODITIES AND SERVICES	--	--	--	--
OTHER	139	127	111	--
TOTAL REVENUES	<u>5,343</u>	<u>19,989</u>	<u>115</u>	<u>16,316</u>
EXPENDITURES:				
CURRENT:				
GENERAL GOVERNMENT	--	--	--	--
OTHER	5,470	7,342	101	--
INTERGOVERNMENTAL	--	350	--	--
CAPITAL OUTLAY	--	4,346	--	42,431
DEBT SERVICE:				
PRINCIPAL RETIREMENT	--	1,510	--	670
INTEREST AND FISCAL CHARGES	--	3,784	--	8,616
TOTAL EXPENDITURES	<u>5,470</u>	<u>17,332</u>	<u>101</u>	<u>51,717</u>
EXCESS (DEFICIENCY) OF REVENUES OVER EXPENDITURES	<u>(127)</u>	<u>2,657</u>	<u>14</u>	<u>(35,401)</u>
OTHER FINANCING SOURCES (USES):				
PAYMENTS TO REFUNDED BOND ESCROW AGENT	--	--	--	--
BOND PROCEEDS	--	--	--	75,963
OPERATING TRANSFERS IN	--	--	--	--
OPERATING TRANSFERS OUT	--	--	--	--
OTHER	--	--	--	4,200
TOTAL OTHER FINANCING SOURCES	<u>--</u>	<u>--</u>	<u>--</u>	<u>80,163</u>
EXCESS (DEFICIENCY) OF REVENUES AND OTHER FINANCING SOURCES OVER EXPENDITURES AND OTHER USES	<u>(127)</u>	<u>2,657</u>	<u>14</u>	<u>44,762</u>
FUND BALANCES AT BEGINNING OF YEAR	4,683	22,467	86	50,784
FUND EQUITY TRANSFERS	--	--	--	--
INCREASES IN RESERVE FOR INVENTORIES	--	--	--	--
FUND BALANCES AT END OF YEAR	<u>\$ 4,556</u>	<u>\$ 25,124</u>	<u>\$ 100</u>	<u>\$ 95,546</u>

(1) For the period ending October 31, 1996.

(2) For the period ending December 31, 1996.

State of Louisiana

	ORLEANS LEVEE DISTRICT	OTHER LEVEE DISTRICTS AND PORT COMMISSIONS	TOTAL JUNE 30, 1997
\$	1,679	\$ 19,669	\$ 21,348
	15,794	23,602	51,519
	5,715	6,152	36,227
	--	266	5,169
	--	122	122
	<u>559</u>	<u>2,255</u>	<u>3,191</u>
	<u>23,747</u>	<u>52,066</u>	<u>117,576</u>
	--	21,844	21,844
	2,286	93	15,292
	12,525	--	12,875
	17,360	17,966	82,103
	63,706	677	66,563
	<u>7,100</u>	<u>523</u>	<u>20,023</u>
	<u>102,977</u>	<u>41,103</u>	<u>218,700</u>
	<u>(79,230)</u>	<u>10,963</u>	<u>(101,124)</u>
	--	(1,498)	(1,498)
	6,775	3,187	85,925
	170	--	170
	(534)	--	(534)
	<u>(519)</u>	<u>(144)</u>	<u>3,537</u>
	<u>5,892</u>	<u>1,545</u>	<u>87,600</u>
	(73,338)	12,508	(13,524)
	131,108	64,823	273,951
	4,000	--	4,000
	<u>--</u>	<u>5</u>	<u>5</u>
\$	<u>61,770</u>	<u>77,336</u>	<u>264,432</u>

State of Louisiana

COMBINING STATEMENT OF REVENUES, EXPENSES, AND CHANGES IN RETAINED EARNINGS/FUND BALANCES - ALL DISCRETELY REPORTED COMPONENT UNITS

FOR THE YEAR ENDED JUNE 30, 1997

(EXPRESSED IN THOUSANDS)

	GREATER BATON ROUGE PORT COMMISSION(1)	GREATER KROTZ SPRINGS PORT COMMISSION	GREATER NEW ORLEANS EXPRESSWAY COMMISSION(1)	KENNER NAVAL MUSEUM COMMISSION	LAKE CHARLES HARBOR AND TERMINAL DISTRICT(2)
OPERATING REVENUES:					
CONTRIBUTIONS	\$ --	\$ --	\$ --	\$ --	\$ --
USE OF MONEY AND PROPERTY	837	218	468	--	1,694
LICENSES, PERMITS, AND FEES	2,040	34	--	--	12,309
SALES OF COMMODITIES AND SERVICES	207	--	--	--	--
OTHER	960	6	--	--	1,524
TOTAL OPERATING REVENUES	4,044	258	468	--	15,527
OPERATING EXPENSES:					
PERSONAL SERVICES	1,742	80	--	--	4,656
CONTRACTUAL SERVICES	--	--	52	--	2,870
TRAVEL	36	5	--	--	--
OPERATING SERVICES	543	87	--	5	5,114
SUPPLIES	220	5	--	--	--
PROFESSIONAL SERVICES	226	9	--	1	--
ADMINISTRATIVE	--	--	--	--	--
DEPRECIATION	1,446	49	--	--	3,540
BAD DEBT EXPENSE	207	--	--	--	--
RETIREMENT BENEFITS	--	--	--	--	--
REFUNDS	--	--	--	--	--
OTHER	314	--	666	--	--
TOTAL OPERATING EXPENSES	4,734	235	718	6	16,180
OPERATING INCOME (LOSS)	(690)	23	(250)	(6)	(653)
NONOPERATING REVENUES (EXPENSES):					
INTEREST REVENUE	332	84	--	--	5,595
FEDERAL GRANTS	--	--	--	--	--
INTEREST EXPENSE	(131)	--	--	--	(293)
OTHER	(5)	--	--	--	(51)
TOTAL NONOPERATING REVENUES (EXPENSES)	196	84	--	--	5,251
INCOME (LOSS) BEFORE OPERATING TRANSFERS	(494)	107	(250)	(6)	4,598
OPERATING TRANSFERS:					
OPERATING TRANSFERS IN	--	--	--	--	--
OPERATING TRANSFERS OUT	--	--	--	--	--
NET OPERATING TRANSFERS	--	--	--	--	--
NET INCOME (LOSS)	(494)	107	(250)	(6)	4,598
RETAINED EARNINGS/FUND					
BALANCES (DEFICIT) AT BEGINNING OF YEAR	17,932	2,154	1,323	14	126,795
RETAINED EARNINGS/FUND					
BALANCES (DEFICIT) AT END OF YEAR	\$ 17,438	\$ 2,261	\$ 1,073	\$ 8	\$ 131,393

(Continued)

(1) For the period ending October 31, 1996.

(2) For the period ending December 31, 1996.

State of Louisiana

LOUISIANA ECONOMIC DEVELOPMENT CORPORATION	LOUISIANA HOUSING FINANCE AGENCY	LOUISIANA MARITIME DEVELOPMENT AUTHORITY	LOUISIANA NAVAL WAR MEMORIAL COMMISSION(2)	LOUISIANA STADIUM AND EXPOSITION DISTRICT	LOUISIANA WORKERS' COMPENSATION CORPORATION(2)	NEW ORLEANS PORT COMMISSION
\$ --	\$ --	\$ --	\$ --	\$ --	\$ --	226
3,199	4,260	--	--	9,678	--	40,965
66	--	--	--	--	--	--
--	--	--	417	--	--	--
85	--	--	--	7,492	180,813	34
<u>3,350</u>	<u>4,260</u>	<u>--</u>	<u>417</u>	<u>17,170</u>	<u>180,813</u>	<u>41,225</u>
374	881	--	287	9,309	--	15,429
--	--	--	--	--	--	822
--	97	--	5	--	--	249
--	436	--	165	5,956	--	4,880
--	47	--	86	--	--	472
158	703	--	--	544	--	618
124	--	--	--	--	--	57
--	50	--	108	5,764	2,555	11,232
--	--	--	--	--	--	--
--	--	--	--	--	--	356
--	--	--	--	--	--	14
120	--	--	--	10,526	190,882	--
<u>776</u>	<u>2,214</u>	<u>--</u>	<u>651</u>	<u>32,099</u>	<u>193,437</u>	<u>34,129</u>
<u>2,574</u>	<u>2,046</u>	<u>--</u>	<u>(234)</u>	<u>(14,929)</u>	<u>(12,624)</u>	<u>7,096</u>
--	844	--	--	558	29,269	2,423
--	11,758	--	--	--	--	--
--	--	--	--	--	--	(568)
5	(4,738)	--	136	13,068	--	924
<u>5</u>	<u>7,864</u>	<u>--</u>	<u>136</u>	<u>13,626</u>	<u>29,269</u>	<u>2,779</u>
<u>2,579</u>	<u>9,910</u>	<u>--</u>	<u>(98)</u>	<u>(1,303)</u>	<u>16,645</u>	<u>9,875</u>
9,550	--	--	--	--	--	--
--	--	--	--	--	--	--
<u>9,550</u>	<u>--</u>	<u>--</u>	<u>--</u>	<u>--</u>	<u>--</u>	<u>--</u>
12,129	9,910	--	(98)	(1,303)	16,645	9,875
<u>58,575</u>	<u>45,227</u>	<u>4</u>	<u>(1,069)</u>	<u>41,168</u>	<u>87,258</u>	<u>106,205</u>
<u>\$ 70,704</u>	<u>\$ 55,137</u>	<u>\$ 4</u>	<u>\$ (1,167)</u>	<u>\$ 39,865</u>	<u>\$ 103,903</u>	<u>\$ 116,080</u>

State of Louisiana

COMBINING STATEMENT OF REVENUES, EXPENSES, AND CHANGES IN RETAINED EARNINGS/FUND BALANCES - ALL DISCRETELY REPORTED COMPONENT UNITS

FOR THE YEAR ENDED JUNE 30, 1997

(EXPRESSED IN THOUSANDS)

	ORLEANS LEVEE DISTRICT	SABINE RIVER AUTHORITY	ST. BERNARD PORT, HARBOR AND TERMINAL DISTRICT	TOTAL JUNE 30, 1997
OPERATING REVENUES:				
CONTRIBUTIONS	\$ --	\$ --	\$ --	226
USE OF MONEY AND PROPERTY	6,401	763	1,569	70,052
LICENSES, PERMITS, AND FEES	3,861	--	153	18,463
SALES OF COMMODITIES AND SERVICES	--	3,749	--	4,373
OTHER	294	162	22	191,392
TOTAL OPERATING REVENUES	10,556	4,674	1,744	284,506
OPERATING EXPENSES:				
PERSONAL SERVICES	2,845	--	643	36,246
CONTRACTUAL SERVICES	895	--	--	4,639
TRAVEL	3	--	--	395
OPERATING SERVICES	--	4,096	1,051	22,333
SUPPLIES	3,118	--	13	3,961
PROFESSIONAL SERVICES	210	--	210	2,679
ADMINISTRATIVE	--	--	--	181
DEPRECIATION	3,020	1,590	444	29,798
BAD DEBT EXPENSE	--	--	--	207
RETIREMENT BENEFITS	--	--	--	356
REFUNDS	--	--	--	14
OTHER	293	--	--	202,801
TOTAL OPERATING EXPENSES	10,384	5,686	2,361	303,610
OPERATING INCOME (LOSS)	172	(1,012)	(617)	(19,104)
NONOPERATING REVENUES (EXPENSES):				
INTEREST REVENUE	911	288	36	40,340
FEDERAL GRANTS	754	--	26	12,538
INTEREST EXPENSE	(3,695)	(431)	(35)	(5,153)
OTHER	(1,124)	(420)	707	8,502
TOTAL NONOPERATING REVENUES (EXPENSES)	(3,154)	(563)	734	56,227
INCOME (LOSS) BEFORE OPERATING TRANSFERS	(2,982)	(1,575)	117	37,123
OPERATING TRANSFERS:				
OPERATING TRANSFERS IN	534	--	--	10,084
OPERATING TRANSFERS OUT	(170)	--	--	(170)
NET OPERATING TRANSFERS	364	--	--	9,914
NET INCOME (LOSS)	(2,618)	(1,575)	117	47,037
RETAINED EARNINGS/FUND				
BALANCES (DEFICIT) AT BEGINNING OF YEAR	(16,803)	(2,024)	791	467,550
RETAINED EARNINGS/FUND				
BALANCES (DEFICIT) AT END OF YEAR	\$ (19,421)	\$ (3,599)	\$ 908	\$ 514,587

(Concluded)



State of Louisiana

COMBINING STATEMENT OF CASH FLOWS - ALL DISCRETELY REPORTED COMPONENT UNITS FOR THE YEAR ENDED JUNE 30, 1997

(EXPRESSED IN THOUSANDS)

	GREATER BATON ROUGE PORT COMMISSION(1)	GREATER KROTZ SPRINGS PORT COMMISSION	GREATER NEW ORLEANS EXPRESSWAY COMMISSION(1)	KENNER NAVAL MUSEUM COMMISSION
OPERATING INCOME (LOSS)	\$ (690)	\$ 23	\$ (250)	\$ (6)
ADJUSTMENTS TO RECONCILE OPERATING INCOME (LOSS) TO NET CASH PROVIDED BY OPERATING ACTIVITIES:				
REFUNDS AND LEASE SETTLEMENTS	\$ --	\$ --	\$ --	\$ --
DEPRECIATION AND AMORTIZATION	1,446	49	--	--
PROVISION FOR DOUBTFUL ACCOUNTS	(96)	--	--	--
CHANGES IN ASSETS AND LIABILITIES:				
(INCREASE)/DECREASE IN ACCOUNTS RECEIVABLE	4	(633)	--	--
(INCREASE)/DECREASE IN DUE FROM OTHER FUNDS	--	--	(343)	--
(INCREASE)/DECREASE IN DUE FROM FEDERAL GOVERNMENT	--	--	--	--
(INCREASE)/DECREASE IN INVENTORIES	--	--	--	--
(INCREASE)/DECREASE IN OTHER ASSETS	83	3	--	--
INCREASE/(DECREASE) IN ACCOUNTS PAYABLE AND ACCRUALS	141	742	572	--
INCREASE/(DECREASE) IN COMPENSATED ABSENCES	(1)	--	--	--
INCREASE/(DECREASE) IN DUE TO OTHER FUNDS	--	--	14	--
INCREASE/(DECREASE) IN DEFERRED REVENUES	12	--	--	--
INCREASE/(DECREASE) IN OTHER LIABILITIES	(6)	--	--	--
NET CASH PROVIDED (USED) BY OPERATING ACTIVITIES	\$ 893	\$ 184	\$ (7)	\$ (6)
CASH FLOWS FROM NONCAPITAL FINANCING ACTIVITIES:				
OPERATING GRANTS RECEIVED	\$ --	\$ --	\$ --	\$ --
DONATIONS RECEIVED	--	--	--	--
INTERGOVERNMENTAL REVENUE	--	--	--	--
OPERATING TRANSFERS-IN FROM OTHER FUNDS	--	--	--	--
OPERATING TRANSFERS-OUT TO OTHER FUNDS	--	--	--	--
NET CASH PROVIDED BY NONCAPITAL FINANCING ACTIVITIES	\$ --	\$ --	\$ --	\$ --
CASH FLOWS FROM CAPITAL AND RELATED FINANCING ACTIVITIES:				
PRINCIPAL PAID ON BOND MATURITIES	\$ (360)	\$ --	\$ --	\$ --
INTEREST PAID ON BONDS	(136)	--	--	--
ACQUISITION/CONSTRUCTION OF CAPITAL ASSETS	(2,967)	(1,078)	--	--
PROCEEDS FROM SALE OF CAPITAL ASSETS	2	--	--	--
CAPITAL CONTRIBUTIONS	2,360	888	--	--
NET CASH PROVIDED (USED) BY CAPITAL AND RELATED FINANCING ACTIVITIES	\$ (1,101)	\$ (190)	\$ --	\$ --
CASH FLOWS FROM INVESTING ACTIVITIES:				
PURCHASE OF INVESTMENT SECURITIES	\$ (6,040)	\$ --	\$ --	\$ --
PROCEEDS FROM SALE OF INVESTMENT SECURITIES	5,788	--	7	--
INTEREST AND DIVIDENDS ON INVESTMENTS	332	81	--	--
NET CASH PROVIDED (USED) BY INVESTING ACTIVITIES	\$ 80	\$ 81	\$ 7	\$ --
NET INCREASE/(DECREASE) IN CASH AND CASH EQUIVALENTS	\$ (128)	\$ 75	\$ --	\$ (6)
CASH AND CASH EQUIVALENTS AT BEGINNING OF YEAR	3,240	1,766	--	14
CASH AND CASH EQUIVALENTS AT END OF YEAR	\$ 3,112	\$ 1,841	\$ --	\$ 8

(Continued)

(1) For the period ending October 31, 1996.

(2) For the period ending December 31, 1996.

State of Louisiana

LAKE CHARLES HARBOR AND TERMINAL DISTRICT (2)	LOUISIANA ECONOMIC DEVELOPMENT CORPORATION	LOUISIANA HOUSING FINANCE AGENCY	LOUISIANA MARITIME DEVELOPMENT AUTHORITY	LOUISIANA NAVAL WAR MEMORIAL COMMISSION (2)	LOUISIANA STADIUM AND EXPOSITION DISTRICT	LOUISIANA WORKERS' COMPENSATION CORPORATION (2)	NEW ORLEANS PORT COMMISSION
\$ (653)\$	2,574 \$	2,046 \$	-- \$	(234)\$	(14,929)\$	(12,624)\$	7,096
\$ -- \$	-- \$	-- \$	-- \$	-- \$	-- \$	-- \$	--
3,540	--	50	--	108	5,764	2,555	11,232
(214)	(128)	794	--	--	--	--	(76)
(1,025)	1,619	(6,622)	--	--	727	(23,590)	1,693
--	--	--	--	--	--	--	--
--	--	235	--	--	--	--	--
(90)	--	--	--	--	(9)	--	(147)
191	(1)	(366)	--	--	23	(766)	(120)
88	647	(208)	--	--	(683)	--	(5,330)
27	--	(9)	--	(1)	2	--	(5)
--	--	--	--	--	--	--	--
(46)	--	23	--	--	--	--	(293)
<u>(165)</u>	<u>(328)</u>	<u>(6)</u>	<u>--</u>	<u>(1)</u>	<u>(487)</u>	<u>64,269</u>	<u>(362)</u>
<u>\$ 1,653 \$</u>	<u>4,383 \$</u>	<u>(4,063)\$</u>	<u>-- \$</u>	<u>(128)\$</u>	<u>(9,592)\$</u>	<u>29,844 \$</u>	<u>13,688</u>
\$ -- \$	-- \$	7,020 \$	-- \$	128 \$	-- \$	-- \$	255
--	--	--	--	12	--	--	--
530	--	--	--	--	10,758	--	--
--	9,550	--	--	--	--	--	--
--	--	--	--	--	--	--	--
<u>530 \$</u>	<u>9,550 \$</u>	<u>7,020 \$</u>	<u>-- \$</u>	<u>140 \$</u>	<u>10,758 \$</u>	<u>-- \$</u>	<u>255</u>
\$ -- \$	-- \$	-- \$	-- \$	-- \$	-- \$	-- \$	(3,788)
(293)	--	--	--	--	(71)	--	(568)
(7,347)	--	(123)	--	--	(4,049)	712	(14,245)
--	--	--	--	--	--	--	--
<u>55</u>	<u>--</u>	<u>--</u>	<u>--</u>	<u>--</u>	<u>--</u>	<u>--</u>	<u>(584)</u>
<u>(7,585)\$</u>	<u>-- \$</u>	<u>(123)\$</u>	<u>-- \$</u>	<u>-- \$</u>	<u>(4,120)\$</u>	<u>712 \$</u>	<u>(19,185)</u>
\$ (161,394)\$	(801)\$	(24,594)\$	-- \$	-- \$	-- \$	(136,028)\$	(81,380)
163,492	133	22,797	--	--	--	57,187	84,792
<u>5,594</u>	<u>--</u>	<u>844</u>	<u>--</u>	<u>--</u>	<u>558</u>	<u>29,269</u>	<u>2,423</u>
<u>7,692 \$</u>	<u>(668)\$</u>	<u>(953)\$</u>	<u>-- \$</u>	<u>-- \$</u>	<u>558 \$</u>	<u>(49,572)\$</u>	<u>5,835</u>
\$ 2,290 \$	13,265 \$	1,881 \$	-- \$	12 \$	(2,396)\$	(19,016)\$	593
<u>19,357</u>	<u>50,691</u>	<u>5,210</u>	<u>4</u>	<u>14</u>	<u>20,073</u>	<u>47,163</u>	<u>3,980</u>
<u>\$ 21,647 \$</u>	<u>63,956 \$</u>	<u>7,091 \$</u>	<u>4 \$</u>	<u>26 \$</u>	<u>17,677 \$</u>	<u>28,147 \$</u>	<u>4,573</u>

State of Louisiana

COMBINING STATEMENT OF CASH FLOWS - ALL DISCRETELY REPORTED COMPONENT UNITS FOR THE YEAR ENDED JUNE 30, 1997

(EXPRESSED IN THOUSANDS)

	ORLEANS LEVEE DISTRICT	SABINE RIVER AUTHORITY	ST. BERNARD PORT, HARBOR AND TERMINAL DISTRICT	TOTAL JUNE 30, 1997
OPERATING INCOME (LOSS)	\$ 172	\$ (1,012)	\$ (617)	\$ (19,104)
ADJUSTMENTS TO RECONCILE OPERATING INCOME (LOSS) TO NET CASH PROVIDED BY OPERATING ACTIVITIES:				
REFUNDS AND LEASE SETTLEMENTS	\$ --	\$ 30	\$ --	\$ 30
DEPRECIATION AND AMORTIZATION	3,020	1,590	444	29,798
PROVISION FOR DOUBTFUL ACCOUNTS	--	--	--	280
CHANGES IN ASSETS AND LIABILITIES:				
(INCREASE)/DECREASE IN ACCOUNTS RECEIVABLE	914	(30)	15	(26,928)
(INCREASE)/DECREASE IN DUE FROM OTHER FUNDS	3,150	--	--	2,807
(INCREASE)/DECREASE IN DUE FROM FEDERAL GOVERNMENT	--	--	--	235
(INCREASE)/DECREASE IN INVENTORIES	(42)	--	--	(288)
(INCREASE)/DECREASE IN OTHER ASSETS	--	7	(342)	(1,288)
INCREASE/(DECREASE) IN ACCOUNTS PAYABLE AND ACCRUALS	(1,759)	(844)	504	(6,130)
INCREASE/(DECREASE) IN COMPENSATED ABSENCES	7	--	8	28
INCREASE/(DECREASE) IN DUE TO OTHER FUNDS	1,637	--	--	1,651
INCREASE/(DECREASE) IN DEFERRED REVENUES	16	--	(53)	(341)
INCREASE/(DECREASE) IN OTHER LIABILITIES	(355)	3	--	62,562
NET CASH PROVIDED (USED) BY OPERATING ACTIVITIES	\$ 6,760	\$ (256)	\$ (41)	\$ 43,312
CASH FLOWS FROM NONCAPITAL FINANCING ACTIVITIES:				
OPERATING GRANTS RECEIVED	\$ 754	\$ --	\$ --	\$ 8,157
DONATIONS RECEIVED	283	--	--	295
INTERGOVERNMENTAL REVENUE	--	--	689	11,977
OPERATING TRANSFERS-IN FROM OTHER FUNDS	534	--	--	10,084
OPERATING TRANSFERS-OUT TO OTHER FUNDS	(170)	--	--	(170)
NET CASH PROVIDED BY NONCAPITAL FINANCING ACTIVITIES	\$ 1,401	\$ --	\$ 689	\$ 30,343
CASH FLOWS FROM CAPITAL AND RELATED FINANCING ACTIVITIES:				
PRINCIPAL PAID ON BOND MATURITIES	\$ (31,208)	\$ (865)	\$ (35)	\$ (36,256)
INTEREST PAID ON BONDS	(5,313)	(431)	(35)	(6,847)
ACQUISITION/CONSTRUCTION OF CAPITAL ASSETS	(273)	(3,319)	(1,527)	(34,216)
PROCEEDS FROM SALE OF CAPITAL ASSETS	--	--	--	2
CAPITAL CONTRIBUTIONS	(4,006)	738	1,653	1,104
NET CASH PROVIDED (USED) BY CAPITAL AND RELATED FINANCING ACTIVITIES	\$ (40,800)	\$ (3,877)	\$ 56	\$ (76,213)
CASH FLOWS FROM INVESTING ACTIVITIES:				
PURCHASE OF INVESTMENT SECURITIES	\$ --	\$ --	\$ --	\$ (410,237)
PROCEEDS FROM SALE OF INVESTMENT SECURITIES	32,090	5,407	--	371,693
INTEREST AND DIVIDENDS ON INVESTMENTS	911	288	36	40,336
NET CASH PROVIDED (USED) BY INVESTING ACTIVITIES	\$ 33,001	\$ 5,695	\$ 36	\$ 1,792
NET INCREASE/(DECREASE) IN CASH AND CASH EQUIVALENTS	\$ 362	\$ 1,562	\$ 740	\$ (766)
CASH AND CASH EQUIVALENTS AT BEGINNING OF YEAR	35	2,129	483	154,159
CASH AND CASH EQUIVALENTS AT END OF YEAR	\$ 397	\$ 3,691	\$ 1,223	\$ 153,393

(Continued)

COMBINING STATEMENT OF CASH FLOWS - ALL DISCRETELY REPORTED COMPONENT UNITS FOR THE YEAR ENDED JUNE 30, 1997

(EXPRESSED IN THOUSANDS)

NONCASH INVESTING, CAPITAL, AND FINANCING ACTIVITIES

	1997
LAKE CHARLES HARBOR AND TERMINAL DISTRICT	
ADJUSTMENT TO GRANTS RECEIVABLE	550
DISPOSAL OF FIXED ASSETS	138
LOUISIANA ECONOMIC DEVELOPMENT CORPORATION	
ECONOMIC DEVELOPMENT AWARDS PROGRAM	
LOAN CLOSED BUT UNDISBURSED AT JUNE 30, 1997	350
ORLEANS LEVEE DISTRICT	
ASSETS ACQUIRED BY TRANSFER	1
ASSETS TRANSFERRED TO OTHER FUNDS	7
DISPOSAL OF FIXED ASSETS	1

(Concluded)



MISCELLANEOUS STATISTICS

Date Entered the Union (18th state)	April 30, 1812	
Land Area	43,566 square miles	
Number of Parishes	64	
Capital	Baton Rouge	
Form of Government	Legislative - Executive - Judicial	
Number of State Representatives	105	
Number of State Senators	39	
State Symbols		
Flower	Magnolia	
Tree	Bald Cypress	
Bird	Eastern Brown Pelican	
Dog	Catahoula Leopard Dog	
Insect	Honeybee	
Miles of Roads and Streets Open to Traffic	60,669	
State Highways		16,680
Parish Roads		33,165
City Streets		10,824
Number of Bridges in Louisiana	13,742	
Bridges on State Highway System		7,924
Bridges off State Highway System		5,818
State Police Protection		
Number of Troops	9	
Number of State Police Employees		1,554
Number of State Employees		
Classified		66,215
Unclassified		32,483
Recreation		
Number of State Parks		16
Area of State Parks	21,229 acres	
Number of Commemorative Sites		13
Area of Commemorative Sites	2,052 acres	

- Sources:
- (1) Louisiana Department of Culture, Recreation, and Tourism
Office of Tourism and Office of State Parks
 - (2) Louisiana Department of Transportation and Development
Traffic and Planning Section and Bridge Maintenance Section
 - (3) Louisiana Department of Public Safety and Corrections
 - (4) Louisiana Department of State Civil Service

State of Louisiana

GENERAL REVENUES BY SOURCE - ALL FUNDS LAST TEN YEARS

(EXPRESSED IN THOUSANDS)

DEPARTMENT/AGENCY	1996-1997	1995-1996	1994-1995	1993-1994	
GENERAL FUND:					
FEDERAL GRANTS	ALL DEPARTMENTS	\$ 4,526,211	\$ 4,605,558	\$ 4,470,861	\$ 4,629,879
25% NATIONAL FOREST	TREASURY	3,754	3,461	3,112	2,857
FLOOD CONTROL RECEIPTS	TREASURY	--	--	--	--
FEDERAL ENERGY SETTLEMENT	TREASURY	--	--	--	--
GOVERNOR'S SPECIAL COMM. ON EDUCATION	EDUCATION	--	--	--	--
SUPERDOME	SUPERDOME	--	--	--	--
MISCELLANEOUS	VARIOUS	7,445	7,087	6,553	2,109
TOTAL GENERAL FUND		4,537,410	4,616,106	4,480,526	4,634,845
SPECIAL REVENUE:					
ALCOHOL AND DRUG ABUSE	REVENUE	2	2	2	--
ASCENSION-ST. JAMES BRIDGE AND FERRY	ASCENSION-ST. JAMES	2,310	2,349	2,628	2,599
BOARDS AND COMMISSIONS	VARIOUS	19,396	16,358	15,205	12,641
CHILDREN'S TRUST FUND	HEALTH/HUMAN	6	3	5	--
COASTAL ENVIRONMENTAL PROTECTION	ENVIRONMENTAL QUALITY	--	--	--	--
CONSERVATION	NATURAL RESOURCES	--	--	--	--
CRESCENT CITY CONNECTION DIVISION	TRANSPORTATION AND DEVEL.	25,525	24,500	26,587	24,855
DEFICIT AND SHORTFALL	TREASURY	57	--	--	--
DRUG ENFORCEMENT AND RECOVERY	REVENUE	--	3	3	6
FEDERAL ENERGY SETTLEMENT	TREASURER	6,958	6,761	4,119	2,844
FEDERAL STATE FISCAL ASSISTANCE TRUST	TREASURER	26	26	25	15
FEED COMMISSION	AGRICULTURE	637	614	558	--
FERTILIZER COMMISSION	AGRICULTURE	167	681	608	--
GREATER NEW ORLEANS EXPRESSWAY*	NEW ORLEANS	--	--	--	--
LA ECONOMIC DEVELOPMENT AND GAMING	ECONOMIC DEVELOP. CORP.	--	--	--	--
LAKE CHARLES HARBOR AND TERMINAL	REVENUE	--	--	986	967
LEVEE DISTRICTS*	VARIOUS	--	--	--	--
LITERACY FUND	REVENUE	--	4	3	4
LOCAL ARTS GRANTS DONATION	REVENUE	--	--	--	--
LOUISIANA AIDS TRUST FUND	REVENUE	--	--	--	--
LOUISIANA CHILDREN'S TRUST	REVENUE	--	--	--	28
LOUISIANA DUCK STAMP	REVENUE	--	--	--	--
LOUISIANA ECONOMIC DEVELOPMENT	ECONOMIC DEVELOPMENT	--	21,238	133,339	2,607
LOUISIANA ENVIRONMENTAL QUALITY	ENVIRONMENTAL QUALITY	--	--	--	--
LOUISIANA HIGHER EDUCATION TRUST	EDUCATION	--	--	--	--
LOUISIANA HOMELESS TRUST	REVENUE	--	4	5	7
LOUISIANA OPERATION GAME THIEF	REVENUE	1	--	--	--
LOUISIANA SENIOR CITIZENS TRUST	REVENUE	4	--	--	--
LOUISIANA TAX FREE SHOPPING	LA TAX FREE SHOPPING, INC.	729	682	662	678
LOUISIANA TOURISM PROMOTION	REVENUE AND PUBLIC SAFETY	16,884	16,471	16,395	14,339
MARSH ISLAND OPERATING	NATURAL RESOUR. & WILDLIFE	148	161	112	280
MUNICIPAL FACILITIES	ENVIRONMENTAL QUALITY	--	--	--	--
PARISH ROAD ROYALTY	NATURAL RESOURCES	33,420	25,606	23,643	35,778
PESTICIDE FUND	AGRICULTURE	2,124	850	1,591	--
PORT OF NEW ORLEANS GAS TAX	TREASURER	--	--	--	--
PORTS AND HARBORS*	VARIOUS	--	--	--	--
RETIREMENT SYSTEM INSURANCE PROCEEDS	INSURANCE	27,856	25,282	23,679	23,995
ROCKEFELLER REFUGE	NATURAL RESOUR. & WILDLIFE	3,068	7,723	2,375	2,017
SPECIAL EMPLOYMENT SECURITY ADMIN.	EMPLOYMENT AND TRAINING	--	--	--	--
STATE HIGHWAY NO. 2	PUBLIC SAFETY	9,413	9,494	9,037	8,879
TRANSPORTATION TRUST FUND	REVENUE AND PUBLIC SAFETY	241,876	266,481	237,948	247,230
TUITION ASSISTANCE	EDUCATION	50	--	--	--
UNITED STATES OLYMPIC CHECKOFF	REVENUE	1	--	--	--
VICTIMS OF FAMILY VIOLENCE	HEALTH AND HUMAN RESO.	1	4	4	5
WETLANDS CONSERVATION	NATURAL RESOURCES	105	12	100	20
WILDLIFE HABITAT AND NATURAL HERITAGE	WILDLIFE	8	29	163	93
WILDLIFE TAX	WILDLIFE	--	--	--	--
TOTAL SPECIAL REVENUE		390,772	425,338	499,782	379,887

(Continued)

State of Louisiana

1992-1993	1991-1992	1990-1991	1989-1990	1988-1989	1987-1988
\$ 4,604,556	\$ 3,586,546	\$ 2,568,630	\$ 2,119,242	\$ 1,880,049	\$ 1,598,898
4,419	3,230	3,831	2,992	3,069	3,733
--	--	--	--	--	46
--	--	--	12,178	8,593	8,488
--	--	--	--	6,454	5,067
--	17,787	17,547	22,114	8,421	8,069
--	--	--	--	--	--
<u>4,608,975</u>	<u>3,607,563</u>	<u>2,590,008</u>	<u>2,156,526</u>	<u>1,906,586</u>	<u>1,624,301</u>
--	--	--	--	--	--
2,563	2,473	3,589	--	--	--
14,348	16,329	15,766	18,763	14,980	14,401
--	--	--	--	--	--
--	--	--	--	--	6
--	166	--	--	--	--
24,578	24,645	24,701	21,644	5,549	5,022
--	--	--	--	--	--
21	23	--	--	--	--
7,699	8,986	9,959	--	--	--
14	20	29	35	35	46
--	--	--	--	--	--
--	--	--	--	--	--
--	7,197	6,745	7,905	11,878	11,421
312	--	--	--	--	--
985	943	933	912	960	891
--	33,754	42,043	39,047	36,800	36,736
--	--	--	--	--	--
--	--	--	--	--	3
--	--	--	--	--	5
--	--	--	--	--	9
--	--	--	--	164	--
--	--	--	--	--	5
--	--	--	--	--	8
34	--	--	--	--	--
--	--	--	--	--	--
630	449	504	--	--	--
13,340	13,026	8,978	--	--	8
581	370	332	484	275	297
--	--	--	863	--	--
26,713	22,909	22,402	24,546	23,658	25,839
--	--	--	--	--	--
--	--	--	3,424	8,854	8,016
--	3,471	3,425	3,329	3,798	9,159
23,240	--	--	--	--	--
1,702	2,033	2,491	1,483	3,330	4,686
--	--	--	--	--	4,777
8,408	7,685	7,977	8,505	10,122	10,780
263,331	186,209	203,048	(136)	--	--
--	--	--	--	--	--
--	--	--	--	--	--
62	164	4	--	--	--
106	118	150	12	--	--
--	--	--	--	--	29
<u>388,667</u>	<u>330,970</u>	<u>353,076</u>	<u>130,816</u>	<u>120,403</u>	<u>132,144</u>

State of Louisiana

GENERAL REVENUES BY SOURCE - ALL FUNDS LAST TEN YEARS

(EXPRESSED IN THOUSANDS)

DEPARTMENT/AGENCY	1996-1997	1995-1996	1994-1995	1993-1994	
DEBT SERVICE:					
ASCENSION ST. JAMES-BRIDGE AND FERRY	ASCENSION ST. JAMES	145	182	123	153
CRESCENT CITY CONNECTION DIVISION	NEW ORLEANS	319	467	386	254
GREATER NEW ORLEANS EXPRESSWAY*	NEW ORLEANS	--	--	--	--
LONG RANGE HIGHWAY	TREASURER	--	--	--	--
LOUISIANA RECOVERY DISTRICT	TREASURY AND REVENUE	149,216	563,256	490,676	477,095
LEVEE DISTRICTS*	VARIOUS	--	--	--	--
PARISH ROAD ROYALTY	TREASURER	--	--	--	--
PORTS AND HARBORS*	VARIOUS	--	--	--	--
TIMED	REVENUE	38,113	38,161	39,030	41,009
BOND SECURITY AND REDEMPTION:					
INCOME NOT AVAILABLE	ALL DEPARTMENTS	10,770	15,930	10,033	9,385
AGRICULTURE INCENTIVE	REVENUE	--	--	--	--
ALCOHOLIC BEVERAGE AND BEER TAX:					
ALCOHOLIC BEVERAGE TAX	REVENUE	15,636	16,030	16,210	15,516
BEER TAX	REVENUE	34,406	36,926	37,594	34,540
P & M BEER	REVENUE	64	128	96	96
ABC BOARD PERMITS	PUBLIC SAFETY	--	--	1,149	1,098
ANHYDROUS AMONIA PERMITS	PUBLIC SAFETY	--	--	--	--
AUTOMOBILE RENTAL TAX	REVENUE	3,691	4,105	3,686	3,321
AVIATION FUEL	REVENUE	5,000	5,000	5,000	5,000
CORPORATION FRANCHISE TAX	REVENUE	243,972	233,516	267,800	257,638
ELECTRIC CO-OP	REVENUE	39	21	43	8
EXCISE LICENSE TAX	INSURANCE	123,248	149,244	149,280	152,110
FIRE MARSHALL TAX	INSURANCE	14,448	5,402	5,402	5,102
GASOLINE TAX	REVENUE	500	500	500	500
GIFT TAX	REVENUE	3,832	3,502	3,266	4,006
HOTEL - MOTEL OCCUPANCY TAX	REVENUE	722	646	685	591
INCOME TAX:					
INDIVIDUAL INCOME TAX	REVENUE	1,260,048	1,160,362	1,061,606	977,593
CORPORATE INCOME TAX	REVENUE	375,310	323,221	260,798	219,190
FIDUCIARY INCOME TAX	REVENUE	13,147	4,824	3,852	3,275
INHERITANCE TAX	REVENUE	73,903	54,805	57,966	48,571
INSPECTION FEES - PETROLEUM PRODUCTS	REVENUE	768	755	851	739
INSPECTION AND SUPERVISION FEES	REVENUE	3,550	3,383	3,466	3,234
LIQUEFIED PETROLEUM GAS PERMITS	PUBLIC SAFETY	--	--	--	--
LOUISIANA FLOOD CONTROL:					
GASOLINE-8 CENTS	REVENUE	--	--	--	--
SPECIAL FUELS-8 CENTS	REVENUE	--	--	--	--
GASOHOL	REVENUE	--	--	--	--
MOTOR CARRIER REGULATORY TAX	PUBLIC SERVICE COMMISSION	5,732	5,773	5,401	4,957
NATURAL GAS FRANCHISE TAX	REVENUE	6,314	7,585	7,452	7,407
OCCUPATIONAL LICENSE TAX	REVENUE	--	--	--	2
PUBLIC UTILITIES TAX	REVENUE	2,628	6,760	5,886	7,562
REFORESTATION	REVENUE	--	--	--	--
SALES TAX:					
GENERAL SALES TAX	REVENUE	1,828,328	1,431,707	1,326,588	1,264,854
MOTOR VEHICLE SALES TAX	PUBLIC SAFETY	223,494	190,882	163,647	144,258
LOUISIANA ECONOMIC DEVELOPMENT	REVENUE	--	--	--	6,736
SEVERANCE TAX	REVENUE	419,423	349,069	377,736	364,407
SEVERANCE OIL SPILL	REVENUE	--	--	--	--
SOFT DRINK TAX	REVENUE	4,740	7,597	6,797	13,209
SPECIAL FUELS TAX	REVENUE	--	--	--	--
TOBACCO TAX	REVENUE	88,256	87,944	88,863	81,910
TRANSPORTATION TRUST FUND	REVENUE AND PUBLIC SAFETY	424,138	427,378	415,403	397,225
TTF TIMED	TREASURER	--	--	217	--
UNCLAIMED PROPERTY	REVENUE	3,623	10,982	5,772	9,069
VEHICLE & DRIVER FEES:					
CERTIFICATE OF TITLE	PUBLIC SAFETY	20,022	20,588	19,523	18,692
MOTOR VEHICLE TAX	PUBLIC SAFETY	35,193	34,729	34,034	36,007
DRIVERS LICENSE PERMITS	PUBLIC SAFETY	7,146	6,980	8,708	9,882

(Continued)

State of Louisiana

1992-1993	1991-1992	1990-1991	1989-1990	1988-1989	1987-1988
253	379	3,070	--	--	--
120	70	440	996	861	1,387
--	4,505	4,772	5,686	605	292
--	--	--	--	--	45,756
365,282	349,308	346,249	319,404	308,836	--
--	9,323	10,404	9,019	8,098	5,929
--	--	--	--	--	37
--	--	--	--	--	1,061
25,360	23,688	10,100	17,500	--	--
10,492	7,405	9,728	12,808	13,424	21,907
--	--	--	--	--	14,975
15,746	15,953	15,853	15,990	16,238	16,520
33,123	46,087	26,046	26,601	38,502	33,328
96	72	96	72	96	188
1,044	1,033	1,023	1,025	1,064	1,084
--	--	--	--	26	28
3,035	2,744	2,357	--	--	--
5,000	5,273	--	--	--	--
263,434	262,400	244,011	256,851	259,996	232,193
30	30	50	12	29	31
141,421	137,070	125,521	118,720	121,013	127,299
4,789	3,027	5,953	7,599	--	--
737	918	39,734	160,356	306,892	91,017
6,961	2,207	2,819	4,380	2,672	1,979
556	457	492	474	421	406
929,706	867,478	803,592	737,156	676,843	575,694
245,273	232,061	326,659	343,978	344,584	219,894
3,811	2,611	2,799	3,808	2,687	3,336
43,544	43,951	39,360	46,799	34,071	39,571
801	796	857	816	853	839
3,455	3,481	3,502	3,261	2,991	2,406
--	--	337	--	245	266
--	--	--	--	--	146,238
--	--	--	--	--	28,446
--	--	--	--	--	2,179
--	--	--	--	5,200	4,963
6,796	16,863	6,116	7,594	8,987	9,449
1	--	19	25	112	12
13,406	4,963	5,661	27,918	25,401	25,706
--	24	120	62	74	67
1,197,319	1,152,274	1,187,164	1,136,607	1,172,233	1,152,026
125,116	116,421	120,104	126,280	134,059	148,858
12,407	6,572	--	--	--	--
437,482	484,200	--	427,794	401,408	466,337
11,012	9,301	578,141	--	--	--
11,992	12,724	11,638	11,159	11,001	10,096
--	4	7,767	31,770	58,513	28,445
84,796	86,783	84,206	68,227	72,792	74,714
398,807	379,022	319,854	163,423	--	--
--	17,112	74,940	28,096	--	--
11,273	9,264	7,860	10,522	11,553	9,347
17,718	17,833	18,227	17,177	17,209	16,179
35,567	30,885	31,841	36,056	40,769	40,884
7,151	6,349	7,656	8,136	7,721	7,208

State of Louisiana

GENERAL REVENUES BY SOURCE - ALL FUNDS LAST TEN YEARS

(EXPRESSED IN THOUSANDS)

	DEPARTMENT/AGENCY	1996-1997	1995-1996	1994-1995	1993-1994
ROYALTY	NATURAL RESOURCES	258,320	247,725	208,365	315,002
CONSERVATION FUND	NATURAL RESOURCES	4,213	3,932	3,232	6,230
RENTALS	NATURAL RESOURCES	20,666	15,637	6,422	4,537
BONUSES	NATURAL RESOURCES	50,152	35,236	23,704	12,658
FEES	NATURAL RESOURCES	6,426	6,684	7,907	6,821
INTEREST ON INVESTMENTS	TREASURY	148,372	122,033	127,782	94,096
SEVERANCE	WILDLIFE AND FISHERIES	--	167	--	106
RENTALS	WILDLIFE AND FISHERIES	4,883	2,826	--	3,530
HUNTING AND FISHING LICENSES	WILDLIFE AND FISHERIES	27,019	23,521	24,638	19,388
AGRICULTURAL COMMODITIES	AGRICULTURE	77	83	86	50
AGRICULTURAL FINANCIAL	AGRICULTURE	2	4	10	9
ALARM REGULATORY TRUST	PUBLIC SAFETY	129	202	--	--
ALEXANDRIA PINEVILLE EXHIBITION	REVENUE	104	119	104	96
ALTERNATE TECHNOLOGY	ENVIRONMENTAL QUALITY	--	823	843	936
ARTIFICIAL REEF	TREASURY	--	1	--	--
AVOUELLES PARISH ENTERPRISE	REVENUE	--	--	21	8
BAIL BONDS PREMIUM FEES	INSURANCE	--	--	--	2,546
BANKING FEES	COMMERCE AND INDUSTRY	--	--	--	--
BATTERED WOMEN SHELTER	TREASURY	69	20	--	--
BLIND VENDORS TRUST	HEALTH/HUMAN RESOURCES	352	363	--	--
BOLL WEEVIL	AGRICULTURE	17	--	--	--
BOND SERVICING	TREASURY	4,961	4,815	5,262	16,318
BOSSIER CITY CIVIC CENTER	REVENUE	756	668	501	392
CAPITAL OUTLAY TIMED RESERVE	TREASURY	64,007	68,105	62,159	55,013
CASINO GAMING PROCEEDS	TREASURY	7	--	--	--
CHILDREN'S TRUST FUND	HEALTH/HUMAN RESOURCES	548	307	323	318
CLAIMS RECOVERY	ATTORNEY GENERAL	776	854	51	64
CONCEALED HANDGUN PERMIT	PUBLIC SAFETY	649	--	--	--
CONTRACTORS LICENSING	TREASURY	20	--	45	58
CRIME VICTIMS REPARATION	LA COMM ON LAW ENFORCEMENT	1,384	1,235	1,124	1,002
CUSTODY AND VISITATION	HEALTH/HUMAN RESOURCES	--	--	--	--
DISABILITY AFFAIRS TRUST	TREASURY	45	7	--	--
DOTD RIGHT OF WAY PERMIT FEES	TRANSPORTATION & DEVELOP.	171	175	375	193
DOTD-41 HOUR PERMIT	PUBLIC SAFETY	--	--	--	--
DRUG ABUSE EDUCATION AND TREATMENT	LA COMM ON LAW ENFORCEMENT	99	89	71	51
EAST BATON ROUGE CENTROPLEX	REVENUE	583	544	492	480
ECONOMIC AND RATE ANALYSIS	REVENUE	717	541	482	379
ECONOMIC DIVERSIFICATION MARKETING	REVENUE	--	--	--	--
ECONOMIC DIVERSIFICATION MARKETING	PUBLIC SAFETY	--	--	--	--
ENVIRONMENTAL EMERGENCY RESPONSE	ENVIRONMENTAL QUALITY	--	--	--	--
ENVIRONMENTAL TRUST FUND	ENVIRONMENTAL QUALITY	39,602	39,578	39,273	35,991
EXPLOSIVE CIVIL PENALTY	PUBLIC SAFETY	65	21	37	20
FEDERAL MINERAL LEASING	TREASURY	--	--	--	--
FEED COMMISSION	AGRICULTURE	2	1	50	--
FERTILIZER COMMISSION	AGRICULTURE	--	--	500	--
FIRE INSURANCE TAX	INSURANCE	--	--	--	5,148
FOREST PROTECTION	AGRICULTURE	783	770	771	766
FRAUD DETECTION	HEALTH/HUMAN RESOURCES	451	563	300	272
FUR AND ALLIGATOR	TREASURY	--	67	70	60
GAMING MITIGATION	INDIAN AFFAIRS	4,625	1,885	--	--
GARNISHMENTS	HEALTH/HUMAN RESOURCES	8	9	16	18
GREATER N.O. TOURIST	REVENUE	--	--	--	--
HAZARDOUS LIQUID PIPELINE	REVENUE	1,419	--	--	--
HAZARDOUS WASTE SITE CLEANUP	ENVIRONMENTAL QUALITY	872	1,094	1,039	1,580
HAZARDOUS WASTE TAX	REVENUE	4,115	4,787	7,488	5,247
INSURANCE RATING COMMISSION FEES	INSURANCE	148	--	--	8
INTEREST ON REPOS	REVENUE	--	--	--	--
JEFFERSON PARISH CONVENTION CENTER	REVENUE	--	822	883	707
JUDGES SUPPLEMENTAL	TREASURY	--	3,375	3,142	2,872
KEEP LOUISIANA BEAUTIFUL	TREASURY	--	--	--	2
LA STATE PARKS LAND ACQUISITION	CULTURE, RECREATION	--	3,598	26	47

(Continued)

State of Louisiana

1992-1993	1991-1992	1990-1991	1989-1990	1988-1989	1987-1988
241,089	184,936	221,347	197,466	214,755	225,509
4,013	4,562	3,975	3,102	4,593	5,265
5,480	7,492	8,604	8,472	8,746	6,072
8,358	6,317	10,871	19,481	14,652	27,706
13,386	5,402	3,859	3,512	3,015	1,008
104,221	127,872	142,787	126,541	120,797	73,284
135	118	128	138	4,823	2,330
5,836	2,724	3,602	4,163	809	700
16,770	20,494	18,953	16,930	15,339	15,940
--	--	--	--	--	--
253	--	47	--	--	--
--	--	--	--	--	--
97	72	--	--	--	--
--	416	--	--	--	--
--	--	--	--	--	--
--	--	--	--	--	9,329
--	--	--	--	--	--
--	--	--	--	--	--
12,743	8,979	9,933	9,729	8,657	8,459
295	--	--	--	--	--
69,512	60,022	--	--	--	--
--	--	--	--	--	--
--	--	--	--	--	449
--	--	--	--	--	--
--	73	111	24	--	--
996	1,016	934	768	--	3
--	--	--	--	--	--
--	--	--	--	--	767
50	50	45	34	--	--
460	395	--	--	--	--
--	--	--	--	--	637
--	--	--	--	--	4,538
--	--	--	--	--	586
--	--	--	--	--	20
34,554	24,010	20,697	20,640	--	--
--	--	--	--	--	--
418	339	359	474	528	--
--	119	17	25	--	--
--	--	24	46	--	--
6,656	6,220	5,146	--	5,031	12,463
765	762	697	--	--	--
--	194	174	--	--	--
58	72	93	66	85	--
--	--	--	--	--	--
310	8	7	5	5	2
--	--	--	--	--	1,535
--	--	--	--	--	40
1,198	1,188	2,233	--	--	--
27,932	4,650	5,483	7,085	8,637	2,968
--	22,423	21,334	20,833	21,004	3,960
--	--	--	--	81	79
688	627	654	567	--	256
2,797	2,871	2,778	2,812	--	2,550
--	--	--	--	--	--
52	83	35	12	--	--

State of Louisiana

GENERAL REVENUES BY SOURCE - ALL FUNDS LAST TEN YEARS

(EXPRESSED IN THOUSANDS)

	DEPARTMENT/AGENCY	1996-1997	1995-1996	1994-1995	1993-1994
LABUS COLLEGE	EDUCATION	141	(9)	--	4
LEO, RESERVE	EDUCATION	39	236	335	129
LOGO SIGN PROCESSING	TRANSPORTATION & DEVELOP.	617	158	--	--
LOTTERY PROCEEDS	TREASURY	--	--	(12)	131,968
LOUISIANA ALLIGATOR MARKET	AGRICULTURE	7	--	28	--
LOUISIANA ALLIGATOR MARKET	TREASURY	--	--	--	--
LOUISIANA CONSUMER CREDIT EDUCATION	ECONOMIC DEVELOPMENT	3	--	--	--
LOUISIANA CRAWFISH MARKETING	AGRICULTURE	--	--	--	--
LOUISIANA ECONOMIC DEVELOPMENT	PUBLIC SAFETY	--	--	--	555
LOUISIANA ECONOMIC DEVELOPMENT	COMMERCE AND INDUSTRY	--	--	--	1,715
LOUISIANA GAS PIPELINE SAFETY	REVENUE	--	--	--	--
LOUISIANA HOMELESS TRUST	TREASURY	--	2	--	--
LOUISIANA SPECIAL OLYMPICS	REVENUE	5	4	--	--
LOUISIANA TOWING AND STORAGE	PUBLIC SAFETY	248	259	--	--
LOUISIANA WILDLIFE PROTECTION	TREASURY	--	--	--	--
LOUISIANA WORKER'S COMPENSATION ADMIN	TREASURY	6,354	--	--	--
MAIL ORDER SALES	REVENUE	--	94	153	--
MARIJUANA CONTROL	REVENUE	3	13	3	13
MASTER METER SAFETY	REVENUE	--	--	--	--
MISCELLANEOUS	AGRICULTURE	4	4	17	38
MISCELLANEOUS	COMMERCE AND INDUSTRY	--	--	--	--
MISCELLANEOUS	PUBLIC SAFETY	743	625	--	--
MISCELLANEOUS	TRANSPORTATION AND DEVELOP	586	--	--	--
MISCELLANEOUS DRIVING FEES	PUBLIC SAFETY	1,647	1,704	1,603	1,396
MISCELLANEOUS INTEREST EARNINGS	TREASURY	138	--	3,645	2,831
MISCELLANEOUS LICENSES	TREASURY	1,384	--	--	--
MISCELLANEOUS MOTOR VEHICLE FEES	PUBLIC SAFETY	2,864	3,432	2,462	4,139
MOTOR VEHICLE INSPECTION STICKERS	PUBLIC SAFETY	--	--	--	--
MOTORCYCLE SAFETY	PUBLIC SAFETY	72	76	81	89
MUNICIPAL FACILITIES	ENVIRONMENTAL QUALITY	--	--	--	--
MUNICIPAL FIRE/CIVIL SERVICE	INSURANCE	799	722	677	686
NEW ORLEANS METRO CONVENTION	REVENUE	--	4,988	--	--
NON-RESIDENT CONTRACTORS	REVENUE	16	10	8	7
N.O. EXPOSITION HALL	REVENUE	--	--	--	--
OIL SPILL CONTINGENCY	EXECUTIVE OFFICE	3	1	--	11
OILFIELD SITE RESTORATION	REVENUE	3,578	3,886	3,902	3,353
OYSTER SANITATION	ENVIRONMENTAL QUALITY	201	205	210	189
P & M RECEIPTS	PUBLIC SAFETY	--	--	--	--
PARISH COMMUNITY FUNDS	REVENUE	1,483	291	168	124
PARISH CONVENTION FUNDS	REVENUE	7,700	108	121	109
PARISH ENTERPRISE FUNDS	REVENUE	388	258	125	101
PARISH TOURISM FUNDS	REVENUE	1,131	974	198	148
PARISH VISITORS ENTERPRISE FUNDS	REVENUE	2,218	2,022	777	533
PATIENT'S COMPENSATION	TREASURY	59	17	--	9
PATIENT'S COMPENSATION	DIVISION OF ADMINISTRATION	62,851	56,747	58,806	52,048
PATIENT'S COMPENSATION	INSURANCE	--	--	--	--
PERMANENT TRUST FUND	TREASURY	8,442	5,218	4,624	13,547
PESTICIDE	AGRICULTURE	1,300	800	1,330	1,000
PREMIUM AND ACCRUED INTEREST	TREASURY	--	--	--	--
PROVIDER FEES	HEALTH AND HUMAN	70,037	70,351	69,670	70,602
RAPIDES ECONOMIC DEVELOPMENT	REVENUE	109	--	--	--
REFUND OFFSET	REVENUE	91	71	49	66
RESIDENTS TRUST FUND	HEALTH/HUMAN RESOURCES	48	8	14	88
RIVERBOAT FRANCHISE FEE	PUBLIC SAFETY	189,434	174,564	140,524	27,893
RIVERBOAT GAMING	PUBLIC SAFETY	47,430	44,734	36,597	9,025
RURAL DEVELOPMENT	EXECUTIVE OFFICE	248	--	--	20
SALE OF TIMBER	TREASURY	--	--	--	--
SALE-PONCHARTRAIN LODGE	TREASURY	--	--	--	--
SEVERANCE OIL SPILL	REVENUE	--	(1)	24	(2)
SHREVEPORT RIVERFRONT	REVENUE	--	831	771	549
STATE FIRE MARSHALL FEES	PUBLIC SAFETY	--	--	149	148
STATE LANDS AND WATER BOTTOMS	TREASURY	--	--	--	--

(Continued)

State of Louisiana

1992-1993	1991-1992	1990-1991	1989-1990	1988-1989	1987-1988
2	2	22	--	--	--
505	--	--	--	--	--
--	--	--	--	--	--
179,165	115,000	--	--	--	--
--	--	--	--	--	--
1,000	--	--	--	--	--
--	--	--	--	--	--
2,572	445	--	14	--	--
--	4,946	--	--	--	--
--	--	--	--	--	470
--	--	--	--	--	--
--	--	--	--	--	--
144	3	--	--	--	--
--	--	--	--	--	--
38	8	--	--	--	--
--	--	--	6	4	--
7	7	13	22	58	81
--	--	--	--	16	95
--	--	--	--	--	--
1,384	1,580	1,547	2,767	2,506	2,118
2,591	3,541	192	228	--	211
--	--	93	--	2,665	2,993
2,891	2,932	2,537	2,553	2,378	1,322
--	--	11,581	11,371	11,842	2,852
408	74	71	78	84	--
664	--	--	--	--	--
--	--	--	--	--	--
8	6	6	10	12	17
--	--	--	--	1,186	3,582
--	--	--	--	--	--
--	--	--	--	--	--
--	30	354	354	354	354
116	--	--	--	--	--
--	--	--	--	--	--
--	--	--	--	--	--
119	--	--	--	125	1,284
42,409	35,396	23,803	--	--	--
--	--	--	25,248	26,130	20,945
11,232	7,710	5,478	5,201	5,958	4,475
1,600	--	--	--	--	--
18	745	--	--	--	--
186,662	--	--	--	--	--
--	--	--	--	--	--
53	47	55	46	--	--
--	--	--	--	--	--
--	--	--	--	--	--
2,324	--	--	--	--	--
--	--	--	--	--	--
--	--	--	--	1	22
228	228	147	126	140	121
--	--	--	--	--	--
489	--	--	--	--	--
139	--	1,008	628	333	371
--	--	--	--	--	90

State of Louisiana

GENERAL REVENUES BY SOURCE - ALL FUNDS LAST TEN YEARS

(EXPRESSED IN THOUSANDS)

	DEPARTMENT/AGENCY	1996-1997	1995-1996	1994-1995	1993-1994
STATE PARKS IMPROVEMENT AND REPAIR	CULTURE, RECREATION	2,495	21	2,582	2,302
STATE POLICE FEES	PUBLIC SAFETY	--	--	--	--
STRUCTURAL PEST CONTROL	AGRICULTURE	522	625	597	--
STUDENT PROTECTION	EDUCATION	--	130	148	122
SUPERDOME**	SUPERDOME	--	--	--	21,106
SUPPORT FUND	TREASURY	20,341	14,172	10,152	23,002
SURFACE MINING	REVENUE	--	--	--	--
SURPLUS HORSE RACING	TREASURY	--	--	--	--
TAX COMMISSION EXPENSE FUND	TAX COMMISSION	761	588	559	167
TELEPHONE TAX FOR THE DEAF	REVENUE	1,364	1,344	1,317	1,257
TRADE PRACTICES	JUSTICE	--	--	--	--
TRAUMATIC HEAD AND SPINAL CORD	HEALTH/HUMAN RESOURCES	1,485	1,589	1,350	403
TREASURY MISCELLANEOUS	TREASURY	--	1,374	3,053	1,461
TRIAL COURT CASE MANAGEMENT	JUDICIARY	4,983	1,145	638	422
UNDERGROUND MOTOR FUELS	ENVIRONMENTAL QUALITY	19,707	18,679	6,049	5,536
UTILITY CARRIER	PUBLIC SERVICE COMMISSION	161	143	115	125
VICTIMS OF FAMILY VIOLENCE	TREASURY	--	--	--	--
VIDEO DRAW POKER	PUBLIC SAFETY	182,084	172,487	152,800	107,811
WASTE TIRE MANAGEMENT	ENVIRONMENTAL QUALITY	7,206	6,420	4,863	3,178
WATER WELL DRILLER FEE FUND	TRANSPORTATION & DEVELOP.	--	--	--	--
WILDLIFE PROTECTION	TREASURY	--	--	--	1
WILDLIFE TAX FUND	REVENUE	--	--	--	--
WORKFORCE DEVELOPMENT	REVENUE AND PUBLIC SAFETY	9,240	--	--	--
WORKER'S COMPENSATION	EMPLOYMENT AND TRAINING	25,278	38,119	37,327	33,796
YOUTHFUL OFFENDER	CORRECTIONS	--	79	49	21
AGENCY RECEIPTS (MEANS OF FINANCING)	ALL DEPARTMENTS	<u>772,776</u>	<u>740,229</u>	<u>603,060</u>	<u>814,780</u>
TOTAL DEBT SERVICE		<u>7,548,322</u>	<u>7,172,173</u>	<u>6,564,837</u>	<u>6,557,841</u>
CAPITAL OUTLAY:					
CAPITAL IMPROVEMENT BOND FUND	TRANSPORTATION AND DEVEL.	--	--	--	20
CAPITAL OUTLAY ESCROW	TRANSPORTATION AND DEVEL.	22,515	43,751	47,055	46,229
CRESCENT CITY CONNECTION	TRANSPORTATION AND DEVEL.	2,427	2,355	1,204	1,713
GREATER NEW ORLEANS EXPRESSWAY*		--	--	--	--
LEVEE DISTRICTS*		--	--	--	--
PORTS AND HARBORS*		--	--	--	--
TOTAL CAPITAL OUTLAY		<u>24,942</u>	<u>46,106</u>	<u>48,259</u>	<u>47,962</u>
EXPENDABLE TRUST	VARIOUS AGENCIES	287,002	283,156	283,160	364,911
TOTAL GOVERNMENTAL REVENUES AND EXPENDABLE TRUST FUNDS		<u>12,788,448</u>	<u>12,542,879</u>	<u>11,876,564</u>	<u>11,985,446</u>
PROPRIETARY, SIMILAR TRUST, AND COLLEGES AND UNIVERSITY FUND TYPES					
ENTERPRISE FUNDS	VARIOUS AGENCIES	289,515	296,533	312,731	356,365
INTERNAL SERVICE FUNDS	OFFICE OF THE GOVERNOR	78,405	76,241	71,925	72,035
NONEXPENDABLE TRUST FUNDS	VARIOUS AGENCIES	1,813	1,497	1,349	678
PENSIONS	RETIREMENT SYSTEMS	3,173,402	2,581,745	1,711,184	1,694,971
COLLEGE AND UNIVERSITY FUND	VARIOUS AGENCIES	<u>1,733,214</u>	<u>1,604,211</u>	<u>1,637,146</u>	<u>1,658,758</u>
TOTAL PROPRIETARY, SIMILAR TRUST, AND COLLEGES AND UNIVERSITY FUND TYPES		<u>5,276,349</u>	<u>4,560,227</u>	<u>3,734,335</u>	<u>3,782,807</u>
TOTAL PRIMARY GOVERNMENT		<u>\$ 18,064,797</u>	<u>\$17,103,106</u>	<u>\$15,610,899</u>	<u>\$15,768,253</u>
COMPONENT UNITS (DISCRETE)		<u>\$ 402,082</u>	<u>\$ 425,537</u>	<u>\$ 442,174</u>	<u>\$ 359,308</u>

* Pursuant to the requirements of GASB 14, these reporting entities are Discrete beginning in 1992-93.

**Pursuant to the requirements of GASB 14, this reporting entity is Discrete beginning in 1994-95.

Note: Pursuant to the requirements of NCGA Statement 3, beginning with fiscal year 1985-86 and continuing through 1988-89,

additional reporting component units have been added to the entity definition and consequently to the reported data.

Those units added include Harbors and Ports, Levee Districts, Colleges and Universities, and various publicly created financing authorities.

State of Louisiana

(Concluded)

1992-1993	1991-1992	1990-1991	1989-1990	1988-1989	1987-1988
2,141	2,142	1,860	1,756	--	--
--	--	--	--	290	787
--	--	--	--	--	--
118	127	125	91	--	--
19,594	--	--	--	--	--
16,057	5,489	8,875	8,044	10,250	13,425
--	--	--	--	--	231
--	--	--	--	--	8,299
--	--	--	--	--	--
1,218	1,236	1,256	1,156	890	--
--	26	--	--	--	--
--	--	--	--	--	--
168	1,290	1,423	511	719	5,248
--	--	--	--	--	--
2,904	2,887	2,524	2,024	1,848	--
--	--	--	--	--	--
--	--	--	--	--	356
52,161	1,970	--	--	--	--
2,840	--	--	--	--	--
--	--	--	--	--	(110)
--	--	--	--	--	--
--	--	--	--	1	--
--	--	--	--	--	--
25,817	15,625	--	12,458	--	--
--	--	2	--	--	--
<u>788,235</u>	<u>452,414</u>	<u>353,447</u>	<u>332,002</u>	<u>324,742</u>	<u>239,948</u>
<u>6,382,055</u>	<u>5,523,333</u>	<u>5,388,484</u>	<u>5,043,776</u>	<u>4,932,168</u>	<u>4,324,619</u>
--	12,039	100	--	10	613
42,707	119,234	123,891	264,555	240,441	272,696
1,026	1,338	1,493	375	343	296
--	1,050	1,353	1,604	2,261	1,125
--	20,950	17,270	14,699	13,599	15,005
--	<u>6,468</u>	<u>5,180</u>	<u>4,768</u>	<u>5,226</u>	<u>169</u>
<u>43,733</u>	<u>161,079</u>	<u>149,287</u>	<u>286,001</u>	<u>261,880</u>	<u>289,904</u>
<u>595,692</u>	<u>541,343</u>	<u>513,216</u>	<u>511,185</u>	<u>545,451</u>	<u>562,987</u>
<u>12,019,122</u>	<u>10,164,288</u>	<u>8,994,071</u>	<u>8,128,304</u>	<u>7,766,488</u>	<u>6,933,955</u>
497,968	444,886	58,937	72,091	125,972	118,770
68,222	303,048	378,321	329,200	301,162	251,525
658	640	581	520	516	499
1,725,245	1,742,392	1,379,089	1,343,540	1,067,191	909,026
<u>1,521,857</u>	<u>1,355,610</u>	<u>1,116,677</u>	<u>1,003,719</u>	<u>924,049</u>	<u>891,187</u>
<u>3,813,950</u>	<u>3,846,576</u>	<u>2,933,605</u>	<u>2,749,070</u>	<u>2,418,890</u>	<u>2,171,007</u>
<u>\$15,833,072</u>	<u>\$14,010,864</u>	<u>\$11,927,676</u>	<u>\$10,877,374</u>	<u>\$10,185,378</u>	<u>\$ 9,104,962</u>
<u>\$ 155,679</u>	<u>\$ --</u>	<u>\$ --</u>	<u>\$ --</u>	<u>\$ --</u>	<u>\$ --</u>

State of Louisiana

GENERAL GOVERNMENTAL EXPENDITURES BY FUNCTION - ALL FUNDS LAST TEN YEARS

(EXPRESSED IN THOUSANDS)

EXPENDITURES REFLECT INTERAGENCY TRANSFER ELIMINATION.

	1996-1997	1995-1996	1994-1995	1993-1994	1992-1993
GENERAL GOVERNMENT	\$ 1,336,118	\$ 1,304,935	\$ 1,300,814	\$ 1,145,202	\$ 1,220,415
CULTURE, RECREATION AND TOURISM	40,649	35,194	34,926	28,019	28,276
TRANSPORTATION AND DEVELOPMENT	244,976	236,536	235,452	227,661	220,574
PUBLIC SAFETY	155,148	178,259	167,642	145,395	146,029
HEALTH & HOSPITALS	4,626,809	4,868,926	4,733,069	4,738,301	4,660,493
CORRECTIONS	406,689	378,229	358,281	320,429	304,653
CONSERVATION	166,337	143,282	132,133	131,798	116,506
EDUCATION	2,854,205	2,698,166	2,643,175	2,518,359	2,428,785
OTHER	2,696	--	--	32,001	28,678
INTERGOVERNMENTAL	339,656	303,513	247,195	245,421	256,528
CAPITAL OUTLAY	--	--	--	--	69,890
DEBT SERVICE	<u>382,392</u>	<u>184,625</u>	<u>145,120</u>	<u>44,165</u>	<u>18,145</u>
GENERAL FUND	<u>10,555,675</u>	<u>10,331,665</u>	<u>9,997,807</u>	<u>9,576,751</u>	<u>9,498,972</u>
SPECIAL REVENUE FUNDS	117,080	113,477	114,339	112,183	93,680
DEBT SERVICE FUNDS	637,874	467,281	555,563	549,438	405,670
CAPITAL OUTLAY FUNDS	641,547	664,984	635,504	649,894	684,988
EXPENDABLE TRUST FUND	<u>151,199</u>	<u>151,010</u>	<u>150,525</u>	<u>770,709</u>	<u>505,692</u>
TOTAL GOVERNMENTAL FUND TYPES AND EXPENDABLE TRUST FUNDS	<u>\$ 12,103,375</u>	<u>\$ 11,728,417</u>	<u>\$ 11,453,738</u>	<u>\$ 11,658,975</u>	<u>\$ 11,189,002</u>
ENTERPRISE FUNDS	185,988	191,587	205,114	362,326	488,841
INTERNAL SERVICE FUND	77,827	74,714	70,414	69,784	69,197
NONEXPENDABLE TRUST FUNDS	602	790	588	427	404
PENSION TRUST FUNDS	1,103,797	1,044,029	1,018,532	910,566	868,556
COLLEGE AND UNIVERSITY FUND	<u>2,222,602</u>	<u>2,105,924</u>	<u>2,023,006</u>	<u>2,037,000</u>	<u>1,948,245</u>
TOTAL PROPRIETARY SIMILAR TRUST FUNDS AND COLLEGE AND UNIVERSITY FUNDS	<u>\$ 3,590,816</u>	<u>\$ 3,417,044</u>	<u>\$ 3,317,654</u>	<u>\$ 3,380,103</u>	<u>\$ 3,375,243</u>
TOTAL PRIMARY GOVERNMENT	<u>\$ 15,694,191</u>	<u>\$ 15,145,461</u>	<u>\$ 14,771,392</u>	<u>\$ 15,039,078</u>	<u>\$ 14,564,245</u>
COMPONENT UNITS	<u>\$ 522,310</u>	<u>\$ 458,171</u>	<u>\$ 428,850</u>	<u>\$ 345,788</u>	

State of Louisiana

	<u>1991-1992</u>	<u>1990-1991</u>	<u>1989-1990</u>	<u>1988-1989</u>	<u>1987-1988</u>
\$	593,735	\$ 541,232	\$ 542,846	\$ 516,505	\$ 558,014
	29,264	24,462	21,111	21,875	22,089
	232,884	218,994	226,272	199,606	204,473
	147,072	144,694	133,136	121,667	71,781
	3,991,001	3,012,464	2,358,181	2,073,289	1,881,967
	292,913	265,779	228,284	202,224	203,325
	113,596	111,337	88,313	75,009	70,258
	2,418,372	2,247,669	2,118,114	1,879,675	1,714,473
	35,660	32,544	21,763	22,550	21,094
	201,036	193,756	173,721	36,407	108,374
	--	--	--	--	--
	<u>9,244</u>	<u>13,365</u>	<u>11,515</u>	<u>1,483</u>	<u>--</u>
	<u>8,064,777</u>	<u>6,806,296</u>	<u>5,923,256</u>	<u>5,150,290</u>	<u>4,855,848</u>
	127,560	127,154	127,012	206,016	213,753
	568,932	563,968	541,926	546,610	423,698
	739,788	692,944	539,360	484,789	585,277
	<u>468,248</u>	<u>358,674</u>	<u>354,396</u>	<u>458,973</u>	<u>441,183</u>
\$	<u>9,969,305</u>	<u>8,549,036</u>	<u>7,485,950</u>	<u>6,846,678</u>	<u>6,519,759</u>
	422,504	61,488	70,733	125,684	124,943
	459,862	415,216	330,674	369,251	245,655
	448	712	475	442	351
	829,828	788,471	729,267	705,645	639,840
	<u>1,738,997</u>	<u>1,647,120</u>	<u>1,398,087</u>	<u>1,310,757</u>	<u>1,238,057</u>
\$	<u>3,451,639</u>	<u>2,913,007</u>	<u>2,529,236</u>	<u>2,511,779</u>	<u>2,248,846</u>
\$	<u>13,420,944</u>	<u>11,462,043</u>	<u>10,015,186</u>	<u>9,358,457</u>	<u>8,768,605</u>

State of Louisiana

REVENUE DOLLAR - WHERE THE MONEY CAME FROM DURING FISCAL YEAR 1996-97

(EXPRESSED IN THOUSANDS)

SOURCE	AMOUNT	PERCENT	SOURCE	AMOUNT	PERCENT
GOVERNMENTAL FUND TYPES AND EXPENDABLE TRUST FUNDS			USE OF MONEY AND PROPERTY:		
INTERGOVERNMENTAL REVENUES:			INTEREST INCOME ON INVESTMENTS	\$ 148,372	0.82
FEDERAL GRANTS	\$ 4,548,647	25.18	INCOME- ROYALTIES ON LAND	258,320	1.43
TRANSPORTATION TRUST-FEDERAL	241,876	1.34	INCOME - RENTALS ON LAND	20,666	0.11
NON-FEDERAL REVENUES	<u>23,061</u>	<u>0.13</u>	INCOME - RENTALS ON LAND (WILDLIFE & FISHERIES)	3,225	0.02
TOTAL INTERGOVERNMENTAL REVENUES	<u>\$ 4,813,584</u>	<u>26.65</u>	INCOME - BONUSES ON LAND	50,152	0.28
			USE OF MONEY AND PROPERTY-OTHER	<u>124,805</u>	<u>0.69</u>
			TOTAL USE OF MONEY AND PROPERTY	<u>\$ 605,540</u>	<u>3.35</u>
TAXES:			LICENSES, PERMITS AND FEES:		
ALCOHOLIC BEVERAGE TAX	\$ 15,636	0.09	MOTOR VEHICLE - REGISTRATION	\$ 34,782	0.19
AUTOMOBILE RENTAL TAX	3,691	0.02	MOTOR VEHICLE - DRIVERS LICENSE	7,146	0.04
AVIATION FUEL	5,000	0.03	PUBLIC SAFETY - OTHER FEES	91,210	0.50
BEER TAX	34,406	0.19	PUBLIC SAFETY-TRANSPORTATION TRUST	28,855	0.16
CORPORATION FRANCHISE TAX	243,972	1.35	OTHER LICENSES - PERMITS & FEES	<u>303,334</u>	<u>1.68</u>
EXCISE LICENSE TAX	123,248	0.68	TOTAL LICENSES, PERMITS AND FEES	<u>\$ 465,327</u>	<u>2.57</u>
FIRE MARSHALL FUND	14,448	0.08			
GASOLINE INSPECTION TAX	768	0.00	SALES OF COMMODITIES AND SERVICES	<u>\$ 497,386</u>	<u>2.75</u>
GIFT TAX	3,832	0.02			
HAZARDOUS WASTE DISPOSAL TAX	4,115	0.02	OTHER REVENUE SOURCES:		
HOTEL-MOTEL TAX (WITHHOLDS)	722	0.00	OTHER	\$ 325,391	1.81
INHERITANCE TAX	73,903	0.41	BOARDS AND COMMISSIONS	19,396	0.11
INCOME TAX	1,648,505	9.12	EXPENDABLE TRUST FUNDS	<u>287,002</u>	<u>1.59</u>
LOUISIANA RECOVERY DISTRICT	145,429	0.80	TOTAL OTHER REVENUE SOURCES	<u>\$ 631,789</u>	<u>3.51</u>
LOUISIANA TOURISM PROMOTION	16,803	0.09			
LOUISIANA SALES AND USE TAX	2,051,822	11.37	TOTAL GOVERNMENTAL REVENUES AND EXPENDABLE TRUST FUNDS	<u>\$12,788,448</u>	<u>70.79</u>
NATURAL GAS FRANCHISE TAX	6,314	0.03			
PUBLIC UTILITIES TAX	2,628	0.01	COLLEGE AND UNIVERSITY, PROPRIETARY AND SIMILAR TRUST FUNDS		
SEVERANCE TAX	419,423	2.32	ENTERPRISE FUNDS	\$ 289,515	1.60
SOFT DRINK TAX	4,740	0.03	INTERNAL SERVICE FUNDS	78,405	0.43
MISCELLANEOUS	27,268	0.15	NON EXPENDABLE TRUST FUNDS	1,813	0.01
TOBACCO TAX	88,249	0.49	PENSION TRUST FUNDS	3,173,402	17.57
TRANSPORTATION TRUST FUND	395,283	2.19	COLLEGE AND UNIVERSITY FUND	<u>1,733,214</u>	<u>9.60</u>
TIMED ACCOUNT	<u>35,310</u>	<u>0.20</u>			
TOTAL TAXES	<u>\$ 5,365,515</u>	<u>29.69</u>	TOTAL COLLEGE AND UNIVERSITY, PROPRIETARY AND SIMILAR TRUST FUNDS	<u>\$ 5,276,349</u>	<u>29.21</u>
			TOTAL PRIMARY GOVERNMENT REVENUES	<u>\$18,064,797</u>	<u>100.00</u>
GAMING:			COMPONENT UNIT REVENUES	<u>\$ 402,082</u>	<u>100.00</u>
RIVERBOAT	233,643	1.29			
VIDEO DRAW POKER	170,826	0.95			
MISCELLANEOUS	<u>4,838</u>	<u>0.03</u>			
TOTAL GAMBLING	<u>\$ 409,307</u>	<u>2.27</u>			

State of Louisiana

EXPENDITURE DOLLAR - WHERE THE MONEY WAS SPENT DURING FISCAL YEAR 1996-97

(EXPRESSED IN THOUSANDS)

	ORGANIZATION	EXPENDITURES	PERCENT
BUDGET			
SCHEDULE	GOVERNMENTAL FUND TYPES AND		
CATEGORY	EXPENDABLE TRUST FUNDS		
1	OFFICE OF THE GOVERNOR	\$ 218,232	1.39
2	LEGISLATIVE DEPARTMENT	48,016	0.31
3	JUDICIARY DEPARTMENT	83,639	0.53
4	ELECTED OFFICIALS	137,458	0.88
5	DEPARTMENT OF ECONOMIC DEVELOPMENT	33,405	0.21
6	CULTURE, RECREATION, AND TOURISM	40,649	0.26
7	DEPARTMENT OF TRANSPORTATION AND DEVELOPMENT	244,976	1.56
8	DEPARTMENT OF PUBLIC SAFETY AND CORRECTIONS	561,837	3.58
9	DEPARTMENT OF HEALTH AND HOSPITALS	3,531,593	22.50
10	DIVISION OF SOCIAL SERVICES	1,095,216	6.98
11	DEPARTMENT OF NATURAL RESOURCES	38,332	0.24
12	DEPARTMENT OF REVENUE AND TAXATION	53,465	0.34
13	DEPARTMENT OF ENVIRONMENTAL QUALITY	89,908	0.57
14	DEPARTMENT OF LABOR	143,101	0.91
16	DEPARTMENT OF WILDLIFE AND FISHERIES	38,097	0.24
17	DEPARTMENT OF STATE CIVIL SERVICE	7,604	0.05
18	STATE CONTRIBUTION TO RETIREMENT	27,227	0.17
19	DEPARTMENT OF EDUCATION	2,854,205	18.19
20	OTHER APPROPRIATIONS	315,125	2.01
21	GROUP BENEFITS	440,136	2.80
22	RISK MANAGEMENT	171,062	1.09
23	DEBT SERVICE	1,020,266	6.50
24	CAPITAL OUTLAY	641,547	4.10
27	EXPENDABLE TRUST	151,199	0.96
29	SPECIAL REVENUES FUNDS	<u>117,080</u>	<u>0.75</u>
	TOTAL GOVERNMENTAL FUND TYPES AND EXPENDABLE TRUST FUNDS	\$ <u>12,103,375</u>	<u>77.12</u>
	PROPRIETARY, SIMILAR TRUST FUNDS, AND COLLEGE AND UNIVERSITIES		
31	ENTERPRISE FUNDS	\$ 185,988	1.19
25	INTERNAL SERVICE FUNDS	77,827	0.50
27	NONEXPENDABLE TRUST FUNDS	602	0.00
28	PENSION TRUST FUNDS	1,103,797	7.03
19A	COLLEGE AND UNIVERSITY FUNDS	<u>2,222,602</u>	<u>14.16</u>
	TOTAL PROPRIETARY, SIMILAR TRUST FUND TYPES, AND COLLEGE AND UNIVERSITIES FUNDS	\$ <u>3,590,816</u>	<u>22.88</u>
	TOTAL PRIMARY GOVERNMENT	\$ <u>15,694,191</u>	<u>100.00</u>
	DISCRETE ENTITIES	\$ <u>522,310</u>	<u>100.00</u>
	TOTAL COMPONENT UNITS	\$ <u>522,310</u>	<u>100.00</u>

State of Louisiana

TAX RATE BY MAJOR SOURCES OF REVENUE

TAX TYPE	COLLECTION UNIT	RATE/DESCRIPTION
<u>Alcoholic Beverage Taxes</u>		
Beer Tax	Department of Revenue	\$10 per 31-gallon barrel. This includes all alcoholic beverages with alcohol content of 6% or less.
Liquor and Wine Tax	Department of Revenue	\$0.66 per liter on liquor; \$0.42 per liter on sparkling wine; \$0.03 per liter on still wine with alcoholic content not over 14%; \$0.06 per liter on still wine with alcoholic content over 14% but not over 24%.
<u>Corporation Franchise Tax</u>		
	Department of Revenue	\$1.50 per \$1,000 of capital stock, surplus, undivided profits; and borrowed capital (taxable base) up to \$300,000 and \$3 for each \$1,000 of taxable base over \$300,000. The minimum amount of tax paid by a corporation is \$10 per year.
<u>Gasoline Tax</u>		
	Department of Revenue	\$0.20 per gallon is levied on gasoline. The fee for testing the quality and quantity of petroleum products is 1/32 cents per gallon.
<u>Hazardous Liquid Pipeline Tax</u>		
	Department of Revenue	An annual tax of \$12 per mile, or fraction thereof, of hazardous liquids pipeline operated.
<u>Hazardous Waste Disposal Tax</u>		
	Department of Revenue	Tax of \$30 per dry weight ton for waste disposed of on-site, \$40 per dry weight ton for waste disposed of off-site from where generated, and \$100 per dry weight ton on extremely hazardous waste disposed of in Louisiana.
<u>Income Tax</u>		
Corporate income tax	Department of Revenue	4% on first \$25,000 of net taxable income; 5% on next \$25,000; 6% on the next \$50,000; 7% on the next \$100,000; and 8% on all net taxable income in excess of \$200,000.
Individual income tax	Department of Revenue	The taxpayer's federal adjusted gross income, less federal excess itemized deductions and federal income tax, is used as the entry to Louisiana's tax tables. The rate of tax for taxpayers filing as single, married filing separately, or head of household is: 2% on the first \$10,000 of taxable income; 4% on the next \$40,000; and 6% on taxable income over \$50,000. Married persons filing a joint return or qualifying surviving spouses are taxed at the following rates: 2% on the first \$20,000; 4% of the next \$80,000; and 6% of taxable income in excess of \$100,000. The combined personal exemption and standard deduction is \$4,500 for single individuals and married persons filing separately, and \$9,000 for married couples filing jointly or qualified surviving spouses and heads of households. The dependency deduction is \$1,000 per dependent, \$1,000 each for taxpayer and/or spouse who is over 65 years old and \$1,000 each for taxpayer and/or spouse who is blind.
<u>Inheritance Tax</u>		
	Department of Revenue	Direct descendants by blood or affinity, ascendants, or surviving spouses are taxed at the following rate: 0% is due on the first \$25,000; 2% on the next \$20,000 and 3% on the amount in excess of \$45,000. If the date of death occurred during the calendar year 1992 and thereafter, the total value to the surviving spouse is exempted from tax. Collateral relations (including brothers and sisters by affinity and their descendants) are taxed at the following rate: 0% is due on the first \$1,000; 5% is due on the next \$20,000 and 7% on the amount in excess of \$21,000. Other recipients are taxed at the following rate: 0% is due on the first \$500; 5% is due on the next \$5,000 and 10% on the amount in excess of \$5,500.
<u>Insurance Excise License Tax</u>		
	Department of Insurance	A. The tax rate for life, accident, health and service is \$140 for annual premiums up to \$7,000 and \$225 for each additional \$10,000 or fraction thereof. B. The rate for fire, marine, transportation and casualty and surety is \$180 for annual premiums up to \$6,000 and \$300 for each additional \$10,000 or fraction thereof.

(Continued)

State of Louisiana

TAX TYPE	COLLECTION UNIT	RATE/DESCRIPTION
<u>Mineral Resources - Royalties and Bonuses</u>	Department of Natural Resources	Most oil and gas leases provide for a fixed bonus and a royalty of a minimum of 1/8 of the value of the production. Other leases such as for the production of salt, sulfur, etc. provide for a royalty based on the amount of the production (per ton, etc.).
<u>Motor Vehicle - Licenses and Fees</u>	Department of Public Safety	<p>A. The minimum vehicle registration license tax is \$20 biannually for private passenger vehicles purchased before January 1, 1990. If purchased after January 1, 1990, the registration is based on the value of the vehicle-\$1 per \$1,000 per year with a minimum of \$10. The registration fee is \$40 (four year increments) for trucks up to 6,000 pounds and the fees vary annually for trucks over 6,000 pounds depending on the usage and the gross axle weight (usually from \$10 to \$480).</p> <p>B. Driver's license fee is \$18 for four years for drivers of private vehicles. Other driver's license fees may vary.</p>
<u>Natural Gas Franchise</u>	Department of Revenue	1% of the gross receipts from the operation of franchises or charters in the state.
<u>Public Utilities Tax</u>	Department of Revenue	2% of the gross receipts from intrastate business.
<u>Sales Tax</u>	Department of Revenue	Four percent sales tax is collected on leases and rentals, retail sales, and sales of service including repairs of tangible personal property. Most exemptions from the 4% Louisiana general sales tax have been suspended through June 30, 1997 and 3% through June 30, 1998. Therefore, most traditionally exempt transactions are subject to the total 4% sales tax. The provisions that suspended the exemptions continued provisions that were in effect for the preceding years.
<u>Severance Tax</u>	Department of Revenue	<p>A. The tax on oil/condensate is based on the value. The full rate of oil/condensate is 12% of the value. The incapable oil rate is 6% of the value. The stripper oil rate is 3% of the value. Stripper oil is exempt as long as the average posted price for a 30-day period is less than \$20 per barrel.</p> <p>B. The severance tax on natural gas is based on per thousand cubic feet. The full rate is \$0.07 per MCF at 15.025 pounds per square inch absolute for the period 7/1/96 through 6/30/97. The rate on incapable oil well gas is \$0.03 MCF. The rate on incapable gas well gas is \$0.013 MCF.</p> <p>C. The tax rate on sulphur is \$1.03 per long ton (2,240 pounds).</p> <p>D. The tax rate on salt is \$0.06 per ton.</p> <p>E. The tax rates on timber are 2% of stumpage value and 5% of stumpage value of pulpwood.</p> <p>F. The tax rate on gravel, shell and sand was \$0.06 per ton and repealed by Act 40 of 1997.</p> <p>G. The tax rate on stone is \$0.03 cents per ton.</p>
<u>Soft Drink Tax</u>	Department of Revenue	The soft drink tax was 1% of the wholesale selling price on bottled soft drinks, but the Act was repealed effective February 1, 1997.
<u>Special Fuels Tax</u>	Department of Revenue	The tax on special fuels is levied at a rate of \$0.20 per gallon on motor fuel other than gasoline.
<u>Surface Mining and Reclamation Fee</u>	Department of Revenue	The fee on coal or lignite mined in Louisiana is \$0.08 per ton.
<u>Tobacco Tax</u>	Department of Revenue	An excise tax is imposed on the first dealer who handles a tobacco product in the state. Cigars invoiced up to \$120 per thousand are taxed at 8% of the manufacturers net invoice price; while cigars invoiced over \$120 per thousand are taxed at 20% on the net invoice price. The tax rate on smoking tobacco is computed at 33% of the invoice price to wholesalers. The tax rate on cigarettes is \$.01 per cigarette.

(Concluded)

State of Louisiana

RATIO OF GENERAL OBLIGATION ANNUAL DEBT SERVICE EXPENDITURES TO GENERAL GOVERNMENTAL EXPENDITURES FOR THE LAST TEN YEARS

(EXPRESSED IN THOUSANDS)

FISCAL YEAR	PRINCIPAL	INTEREST	TOTAL (1) DEBT SERVICE	GENERAL (2) GOVERNMENTAL EXPENDITURES	RATIO DEBT SERVICE TO TOTAL GOVERNMENTAL EXPENDITURES
1996-1997	\$488,079	\$142,195	\$630,274	\$11,315,991	5.57%
1995-1996	275,017	183,380	458,397	10,919,795	4.20%
1994-1995	348,977	198,652	547,629	10,676,068	5.13%
1993-1994	335,202	204,253	539,455	10,263,438	5.25%
1992-1993	180,013	207,626	387,639	10,018,566	3.87%
1991-1992	310,524	244,757	555,281	8,807,431	6.30%
1990-1991	296,255	263,990	560,245	7,519,955	7.45%
1989-1990	275,228	259,161	534,389	6,606,761	8.09%
1988-1989	273,375	252,784	526,159	5,922,345	8.88%
1987-1988	194,881	219,484	414,365	5,504,364	7.53%

(1) Totals do not include self-supporting issues.

(2) Expenditures do not include capital outlay and expendable trust funds of the state oversight unit, but do include the capital project expenditures of component blended units.

SOURCE: Office of Statewide Reporting and Accounting Policy

COLLEGE AND UNIVERSITY REVENUE BONDS FOR THE LAST TEN YEARS

(EXPRESSED IN THOUSANDS)

FISCAL YEAR	PRINCIPAL	INTEREST	TOTAL DEBT SERVICE	PRINCIPAL TO MATURITY	INTEREST TO MATURITY
1996-1997	\$ 10,237	\$ 6,258	\$ 16,495	\$ 133,232	\$ 76,328
1995-1996	11,736	5,137	16,873	93,210	34,475
1994-1995	12,763	5,491	18,254	101,256	39,598
1993-1994	12,643	4,703	17,346	108,648	45,977
1992-1993	10,665	6,448	17,113	93,342	33,453
1991-1992	7,008	5,809	12,817	104,007	41,423
1990-1991	7,339	5,603	12,942	108,001	43,934
1989-1990	6,355	6,013	12,368	115,072	48,658
1988-1989	5,958	6,484	12,442	121,326	54,535
1987-1988	5,681	6,458	12,139	127,224	60,235

SOURCE: Office of Statewide Reporting and Accounting Policy

BANK DEPOSITS AND INDIVIDUAL INTERNAL REVENUE SERVICE COLLECTIONS FOR THE LAST TEN CALENDAR YEARS

(EXPRESSED IN THOUSANDS)

YEAR	BANK DEPOSITS* (1)	INDIVIDUAL IRS COLLECTIONS (2)
1996	\$14,616,047	\$13,281,575
1995	14,454,097	12,725,191
1994	14,317,865	13,134,569
1993	16,051,685	12,934,843
1992	17,331,797	11,469,477
1991	18,427,716	9,914,533
1990	20,050,253	9,220,243
1989	19,374,942	7,662,886
1988	20,940,596	7,451,972
1987	21,647,546	7,479,234

* Includes banks and savings and loan institutions

SOURCES: (1) Louisiana Department of Economic Development
Office of Financial Institutions

(2) Internal Revenue Service

25 LARGEST PRIVATE EMPLOYERS IN LOUISIANA AS OF THE FIRST QUARTER, 1997 *

Wal-Mart Stores, Inc.
Winn Dixie Louisiana, Inc.
Avondale Industries, Inc.
Bellsouth Telecommunications
Exxon Corporation
K Mart Corporation
The Hibernia National Bank
Sears Roebuck & Co.
Burger King
General Motors
International Maintenance Corporation
Tulane University
Alton Ochsner Foundation Hospital
Schwegmann Giant Supermarkets
Dillard's Department Stores, Inc.
International Paper Co., Inc.
Willis-Knighton Medical Center, Inc
Our Lady of the Lake Medical Center
Delchamps, Inc.
St. Martinville Mills
Conagra Poultry Company
Falcon Drilling Company, Inc.
United Parcel Service, Inc.
Brookshire Grocery Co., Inc.
Albertsons

* This table includes only those employers who voluntarily supplied information and is stated in descending order.

SOURCE: Louisiana Department of Labor

State of Louisiana

POPULATION AND EMPLOYMENT TRENDS FOR THE LAST TEN CALENDAR YEARS

YEAR	POPULATION (1) *	MEDIAN AGE (1)	CIVILIAN LABOR FORCE (2) *	EMPLOYMENT (2) *	LOUISIANA UNEMPLOYMENT NUMBER (2) *	LOUISIANA UNEMPLOYMENT RATE (2) *	U.S. UNEMPLOYMENT RATE (2) *
1996	4,351	33.0	1,997	1,863	135	6.7%	5.4%
1995	4,342	32.7	1,956	1,822	135	6.9	5.6
1994	4,315	32.4	1,941	1,785	156	8.0	6.1
1993	4,295	32.1	1,888	1,746	141	7.5	6.8
1992	4,287	31.8	1,935	1,777	158	8.2	7.4
1991	4,252	31.4	1,915	1,777	138	7.2	6.7
1990	4,220	31.2	1,837	1,721	117	6.3	5.5
1989	4,382	30.9	1,900	1,749	151	7.9	5.3
1988	4,408	30.4	1,921	1,712	209	10.9	5.5
1987	4,461	30.1	1,949	1,715	234	12.0	6.2

* Expressed in thousands

NOTE: State employment statistics are based on figures benchmarked to 1996 Current Population Survey data.

SOURCES: (1) U.S. Census Bureau
(2) Louisiana Department of Labor

PERSONAL INCOME AND GROSS STATE PRODUCT IN CURRENT DOLLARS AND ADJUSTED FOR INFLATION FOR THE LAST TEN CALENDAR YEARS

YEAR	PER CAPITA PERSONAL INCOME (A) (1)	PER CAPITA PERSONAL INCOME (INFLATION ADJUSTED) (A)	PER CAPITA DISPOSABLE PERSONAL INCOME (A) (1)	PER CAPITA DISPOSABLE PERSONAL INCOME (INFLATION ADJUSTED) (A)	GROSS STATE PRODUCT (B) (C) (3)	GROSS STATE PRODUCT (INFLATION ADJUSTED) (B) (C)	CONSUMER PRICE INDEX (2)
1996	\$19,664	\$12,525	\$17,605	\$11,213	\$114,813	\$73,129	157.0
1995	18,891	12,388	17,088	11,205	109,697	71,932	152.5
1994	17,615	11,878	15,712	10,595	106,515	71,824	148.3
1993	16,667	11,526	14,947	10,337	99,820	69,032	144.6
1992	15,712	11,191	14,163	10,088	96,244	68,550	140.4
1991	15,143	11,110	13,349	9,794	95,606	70,144	136.3
1990	14,391	11,011	12,625	9,660	91,795	70,233	130.7
1989	13,041	10,517	11,516	9,287	84,322	68,002	124.0
1988	12,193	10,307	10,568	8,933	82,585	69,810	118.3
1987	11,515	10,128	9,970	8,769	75,205	66,143	113.7

(A) Expressed in dollars

(B) Expressed in millions

(C) Amounts included for gross state product for 1995 and 1996 are estimated

SOURCES: (1) Survey of Current Business, United States Department of Commerce, Bureau of Economic Analysis
(2) U. S. Economic Outlook
(3) University of New Orleans, Division of Business and Economic Research

REVENUE BOND COVERAGE FOR THE LAST FIVE FISCAL YEARS

(EXPRESSED IN THOUSANDS EXCEPT COVERAGE RATIO)

	Fiscal Year Ended June 30	Gross Revenue	Direct Operating Expenses	Available for Debt Service	Principal	Interest	Annual Debt Service	Coverage Ratio
Primary Government								
Louisiana Office Building Corporation								
	1997	\$ 261	\$ 191	\$ 70	\$ 550	\$ 83	\$ 633	0.11
	1996	277	625	(348)	495	107	602	(0.58)
	1995	364	2,100	(1,736)	110	112	222	(7.82)
	1994	293	1,695	(1,402)	460	134	594	(2.36)
	1993	685	1,249	(564)	465	155	620	(0.91)
Louisiana Correctional Facilities Corporation								
	1997	\$ 313	\$ 77	\$ 236	\$ 11,280	\$ 5,544	\$ 16,824	0.01
	1996	380	65	315	10,710	6,012	16,722	0.02
	1995	364	69	295	10,100	6,535	16,635	0.02
	1994	240	309	(69)	9,595	6,967	16,562	0.00
	1993	890	85	805	6,780	7,516	14,296	0.06
Louisiana Office Facilities Corporation								
	1997	\$ 4,846	\$ 2,078	\$ 2,768	\$ 585	\$ 1,114	\$ 1,699	1.63
	1996	4,197	1,984	2,213	550	1,153	1,703	1.30
	1995	3,920	2,034	1,886	515	1,189	1,704	1.11
	1994	3,764	1,682	2,082	485	1,221	1,706	1.22
	1993	3,291	1,484	1,807	460	1,252	1,712	1.06
Discrete								
Orleans Levee District								
	1997	\$ 11,467	\$ 7,364	\$ 4,103	\$ 33,898	\$ 5,955	\$ 39,853	0.10
	1996	13,411	6,864	6,547	912	5,282	6,194	1.06
	1995	14,559	8,909	5,650	4,500	5,585	10,085	0.56
	1994	12,352	8,666	3,686	1,102	5,491	6,593	0.56
	1993	9,091	6,358	2,733	1,122	5,645	6,767	0.40
New Orleans Port Commission								
	1997	\$ 43,648	\$ 22,897	\$ 20,751	\$ 3,764	\$ 599	\$ 4,363	4.76
	1996	43,079	23,238	19,841	4,521	755	5,276	3.76
	1995	46,239	24,453	21,786	4,331	948	5,279	4.13
	1994	37,790	21,571	16,219	9,495	1,130	10,625	1.53
	1993	34,953	22,094	12,859	3,934	1,304	5,238	2.45
Greater Baton Rouge Port Commission								
	1997	\$ 4,376	\$ 3,288	\$ 1,088	\$ 370	\$ 94	\$ 464	2.34
	1996	4,922	3,008	1,914	360	105	465	4.12
	1995	3,700	2,772	928	590	104	694	1.34
	1994	4,188	2,624	1,564	825	145	970	1.61
	1993	4,216	2,730	1,486	800	170	970	1.53
Lake Charles Harbor and Terminal District								
	1997	\$ 21,122	\$ 12,640	\$ 8,482	\$ --	\$ 1,250	\$ 1,250	6.79
	1996	20,006	10,801	9,205	495	365	860	10.70
	1995	17,237	10,663	6,574	480	202	682	9.64
	1994	18,469	10,879	7,590	600	134	734	10.34
	1993	18,606	11,690	6,916	610	189	799	8.66

Source: Office of Statewide Reporting and Accounting Policy

State of Louisiana

TOTAL PUBLIC EDUCATION ENROLLMENT PUBLIC SCHOOLS, COLLEGES AND UNIVERSITIES FOR THE LAST TEN SCHOOL YEARS

EDUCATIONAL FACILITY	1996-97	1995-96	1994-95	1993-94	1992-93	1991-92	1990-91	1989-90	1988-89	1987-88
GRADES K-12 (A)	*775,542	780,000	781,763	783,452	786,659	786,920	779,548	778,901	785,984	789,466
LOUISIANA STATE UNIVERSITY (B)	39,574	39,187	38,745	39,085	39,872	39,284	37,427	37,460	38,190	38,495
DELGADO COMMUNITY COLLEGE	14,112	13,936	14,845	14,932	15,115	14,424	11,414	9,100	7,315	7,054
NUNEZ COMMUNITY COLLEGE (C)	2,202	2,104	2,096	2,018	--	--	--	--	--	--
GRAMBLING STATE UNIVERSITY	6,700	6,800	7,609	7,833	7,533	7,030	6,485	6,205	6,003	5,769
LOUISIANA TECH UNIVERSITY	9,272	9,584	9,947	10,041	10,197	10,322	10,011	9,938	10,044	10,093
McNEESE STATE UNIVERSITY	8,087	8,443	8,726	8,376	8,438	7,786	7,671	7,547	7,378	7,438
NICHOLLS STATE UNIVERSITY	7,210	7,366	7,205	7,071	7,599	7,519	7,356	6,840	7,159	7,091
NORTHEAST LOUISIANA UNIVERSITY	11,128	11,570	11,379	11,571	11,732	11,189	10,686	10,560	10,498	10,215
NORTHWESTERN STATE UNIVERSITY	9,037	9,040	8,761	8,552	8,420	7,626	7,334	6,926	6,455	6,091
SOUTHEASTERN STATE UNIVERSITY	14,592	14,368	13,915	13,168	12,777	11,298	10,262	9,392	8,520	8,100
SOUTHERN UNIVERSITY (B)	15,774	15,909	15,504	14,862	16,061	15,101	14,025	13,141	13,631	13,864
UNIVERSITY OF NEW ORLEANS	15,665	15,483	15,239	15,570	16,308	16,084	15,322	15,559	16,076	16,109
UNIVERSITY OF SOUTHWESTERN LOUISIANA	16,741	16,902	16,787	16,573	16,652	16,185	15,769	15,461	15,033	15,419
TOTAL COLLEGES & UNIVERSITIES	170,094	170,692	170,758	169,652	170,704	163,848	153,762	148,129	146,302	145,738
TOTAL ENROLLMENT IN PUBLIC SCHOOLS, COLLEGES, AND UNIVERSITIES	945,636	950,692	952,521	953,104	957,363	950,768	933,310	927,030	932,286	935,204

* Preliminary count subject to changes by Board of Elementary and Secondary Education

(A) Does not include enrollment at non-public schools receiving state funding

(B) Includes all campuses and programs

(C) First year of operation 1993-94

SOURCES: Louisiana Board of Elementary and Secondary Education
Louisiana Board of Regents

VALUE OF FIRST SALES OF AGRICULTURAL, FISHERIES, GAME AND TIMBER PRODUCTS FOR THE LAST TEN CALENDAR YEARS

(EXPRESSED IN THOUSANDS)

YEAR	CROPS (1)	LIVESTOCK (1)	FISH AND SHELLFISH		ALLIGATOR AND GAME		TIMBER (D) (4)	TOTAL
			(A)	(2)	(B)	(C) (3)		
1996	\$1,669,246	\$678,694	\$270,801		\$23,672		\$594,396	\$3,236,809
1995	1,396,783	629,837	315,724		21,139		635,285	2,998,768
1994	1,305,190	703,723	339,782		24,193		554,015	2,926,903
1993	1,073,432	714,511	266,565		16,695		491,266	2,562,469
1992	1,299,336	611,702	289,968		16,150		720,013	2,937,169
1991	1,089,746	636,312	268,603		10,890		667,162	2,672,713
1990	1,283,167	632,771	275,718		13,890		655,757	2,861,303
1989	1,093,821	614,026	271,661		13,187		610,112	2,602,807
1988	1,295,522	587,967	316,084		11,905		599,984	2,811,462
1987	984,820	522,493	337,348		12,665		544,153	2,401,479

(A) All fresh- and salt-water species including shrimp

(B) Values of meat and skins or pelts only

(C) Values included for alligator harvest for 1996 are estimated

(D) Estimated stumpage value of severed timber delivered to mills

SOURCES: (1) State Financial Summary, Economic Research Service, USDA
(2) U.S. Department of Commerce, National Oceanic and Atmospheric Administration, National Marine Fisheries Service
(3) Louisiana Department of Wildlife and Fisheries, Office of Wildlife, Game Division
(4) Louisiana Department of Agriculture and Forestry, Office of Forestry, Louisiana Forest Products, Quarterly Market Report

DEBT SERVICE REQUIREMENTS PER CAPITA AND GENERAL OBLIGATION DEBT PER CAPITA FOR THE LAST TEN YEARS

YEAR	POPULATION * (1)	GENERAL OBLIGATION DEBT SERVICE REQUIREMENTS TO MATURITY * (2)	SELF- SUPPORTING DEBT SERVICE REQUIREMENTS TO MATURITY * (2)	STATE SUPPORTED DEBT SERVICE REQUIREMENTS TO MATURITY * (2)	INTEREST TO MATURITY * (2)	STATE-SUPPORTED GENERAL OBLIGATION DEBT TO MATURITY * (2)	DEBT SERVICE PER CAPITA (2)	GENERAL OBLIGATION BONDED DEBT PER CAPITA (2)
1997	**	\$2,823,305	\$100,074	\$2,723,231	\$ 859,644	\$1,863,587	**	**
1996	4,351	3,055,575	113,861	2,941,714	859,361	2,082,353	\$ 676.10	\$478.59
1995	4,342	3,505,955	128,010	3,377,945	1,037,085	2,340,860	777.97	539.12
1994	4,315	3,643,851	149,268	3,494,583	1,037,588	2,456,995	809.87	569.41
1993	4,295	3,726,350	165,719	3,560,631	1,042,966	2,517,665	829.02	586.19
1992	4,287	3,866,076	178,999	3,687,077	1,188,740	2,498,337	860.06	582.77
1991	4,252	3,860,088	106,244	3,753,844	1,216,308	2,537,536	882.84	596.79
1990	4,220	3,937,075	65,882	3,871,193	1,292,003	2,579,190	917.34	611.18
1989	4,382	4,349,239	71,144	4,278,095	1,482,246	2,795,849	976.29	638.03
1988	4,408	4,764,950	74,160	4,690,790	1,688,810	3,001,980	1,064.15	681.03

* Expressed in thousands

** Current year information not yet available

SOURCES: (1) U.S. Census Bureau
(2) Office of Statewide Reporting and Accounting Policy

RATIO OF DEBT SERVICE REQUIREMENTS TO ASSESSED VALUE AND FAIR MARKET VALUE OF ALL TAXABLE PROPERTY FOR THE LAST TEN YEARS

GENERAL OBLIGATION BONDS	DEBT SERVICE REQUIREMENTS TO MATURITY (A) (1)	ASSESSED VALUE OF TAXABLE PROPERTY (A) B (2)	RATIO OF DEBT SERVICE TO ASSESSED VALUE OF TAXABLE PROPERTY	FAIR MARKET VALUE OF TAXABLE PROPERTY (A) (2)	RATIO OF DEBT SERVICE TO FAIR MARKET VALUE OF TAXABLE PROPERTY
1997	\$2,823,305	*	*	*	*
1996	3,055,575	\$13,743,189	22.2 %	\$154,449,581	2.0 %
1995	3,505,955	12,567,779	27.9	135,343,917	2.6
1994	3,643,851	12,463,894	29.2	137,163,531	2.7
1993	3,726,350	11,633,912	32.0	133,403,099	2.8
1992	3,866,076	11,339,174	34.1	130,631,168	3.0
1991	3,860,088	11,101,185	34.8	128,750,434	3.0
1990	3,937,075	10,856,145	36.3	126,833,243	3.1
1989	4,349,239	10,922,391	39.8	127,053,177	3.4
1988	4,764,950	10,679,151	44.6	124,854,229	3.8

* Information not yet available

(A) Expressed in thousands

(B) Does not include values for homestead exemption

SOURCES: (1) Louisiana Division of Administration, Office of Statewide Reporting and Accounting Policy
(2) Louisiana State Tax Commission

State of Louisiana

ACKNOWLEDGMENTS

REPORT PREPARED BY:

State of Louisiana Division of Administration

Mark C. Drennen, Commissioner
Whitman J. Kling, Jr., CPA, CGFM, Assistant Commissioner

Office of Statewide Reporting and Accounting Policy

F. Howard Karlton, CPA, CGFM, Director
Afranie Adomako, CPA, Assistant Director

Financial Reporting Section

Karen M. Bourgeois, Manager
Donna G. Buchmann, CIA, Analyst
Rae J. Hurry, CPA, Analyst
Deborah C. Loper, CPA, Analyst
Sue I. Seab, CPA, CGFM, Analyst
Valinda H. Smith, CGFM, Analyst
Pamela S. Stephens, CGFM, Analyst
Reneé M. Withers, Analyst
Carol A. Wade, Specialist

Art Direction/Design

Robert Ray of Louisiana State University

Additional Assistance Provided by

Office of Information Services
Office of Statewide Information Systems
All State Fiscal Personnel

Special thanks to the other section of the Office of Statewide Reporting and Accounting Policy for its valued input into the Comprehensive Annual Financial Report:

Financial Systems

Frank W. Kendrick, Manager
J. Gary Andrus, Analyst
Judy Davidson, Administrative Manager
Kurt Demmerly, Analyst
Yuchi Fong, Analyst
Desireé Jefferson, Clerk Chief I
Ruth Johnson, Analyst
Chris L. Meisner, Analyst
Dianne Morris, CPA, Analyst
Evelyn Myles, Clerk

Randie L. Latiolais, Administrative Secretary

The cover photograph was taken at the L.S.U. Rural Life Museum in Baton Rouge, Louisiana. Special thanks to Mr. Ken Varden for the use of the quilt. It was handcrafted by his mother, Mrs. Vernie Lillie Varden, and her sister, Mrs. Sally Lillie Phillips. Extra special thanks to Mr. Varden for his excellent cover and CAFR theme ideas throughout the years.