


State of Louisiana
Supplementary Information
to the Comprehensive Annual Financial Report
for the Year Ended June 30, 2015



DIVISION OF ADMINISTRATION
STAFFORD OLIVIA PALMIERI
Commissioner of Administration

**STATE OF LOUISIANA
 SUPPLEMENTARY INFORMATION TO THE
 COMPREHENSIVE ANNUAL FINANCIAL REPORT
 FOR THE YEAR ENDED JUNE 30, 2015**

Page

General Fund without Statutorily Dedicated Funds:	
Balance Sheet	1
Schedule of Revenues, Expenditures, and Changes in Fund Balances-Budget and Actual (Non-GAAP Basis)	4
Combined General Fund without Statutorily Dedicated Funds and Bond Security and Redemption Fund (BSRF):	
Comparative Balance Sheet for Years Ended June 30, 2011-2015	14
Statement of Revenues, Expenditures, and Changes in Fund Balance for the Years Ended June 30, 2011-2015	15
Combined General Fund and General Fund Statutorily Dedicated Funds:	
Balance Sheet	16
Statement of Revenues, Expenditures, and Changes in Fund Balance	56
Schedule of Transfers From and Due From	96
Schedule of Transfers To and Due To	102
Parish and Municipalities Funds – in General Fund Statutorily Dedicated Funds:	
Combining Balance Sheet	110
Combining Statement of Revenues, Expenditures, and Changes in Fund Balance	124
Boards and Commissions – Shown as Enterprise Funds:	
Combining Statement of Net Position	138
Combining Statement of Revenues, Expenditures, and Changes in Net Position	146
Combining Statement of Cash Flows	154
Boards and Commissions – Shown as Component Units:	
Combining Statement of Net Position	162
Combining Statement Activities	164
Human Service Districts – Shown as Component Units:	
Combining Statement of Net Position	166
Combining Statement Activities	168
Levee Districts – Shown as Component Units:	
Combining Statement of Net Position	170
Combining Statement Activities	173
General Governmental Revenues by Category – Last Ten Fiscal Years	174
General Governmental Expenditures by Function – Last Ten Fiscal Years	175
Major State Revenue - Bond Security and General Fund - Actual and Budget Comparison	176
Appropriated Federal Funds (General Fund) – Actual and Budget Comparison	181
Interagency Receipts (BSRF only) – Actual and Budget Comparison	184
Self-Generated-Bond Security and General Fund-Actual and Budget Comparison	187

**STATE OF LOUISIANA
 SUPPLEMENTARY INFORMATION TO THE
 COMPREHENSIVE ANNUAL FINANCIAL REPORT
 FOR THE YEAR ENDED JUNE 30, 2015**

Page

Louisiana Quality Education Trust Fund and the Louisiana Quality Education Support Fund:	
Balance Sheet	190
Statement of Revenues, Expenditures, and Changes in Fund Balance	191
Schedule of Bonded Indebtedness	192
Debt Service Requirements to Maturity--General Obligation Bonds To Be Paid From Bond Security and Redemption Fund-Total Principal and Interest	
	195
Debt Service Requirements to Maturity--Non-General Obligation Bonds That are Self-Supporting or Paid From Special Taxes - Total Principal and Interest.....	
	196
Debt Service Requirements to Maturity--Non-General Obligation Bonds That are Self-Supporting or Paid from Special Taxes – Enterprise Presentation-Total Principal and Interest	
	197
Notes Payable Requirements to Maturity:	
Governmental Activities.....	198
Business Type Activities.....	199

STATE OF LOUISIANA
 BALANCE SHEET
 GENERAL FUND WITHOUT STATUTORILY DEDICATED FUNDS
 FOR THE YEAR ENDED JUNE 30, 2015

2015

ASSETS

CASH & CASH EQUIVALENTS	\$	53,440,757.59
INVESTMENTS		18,729,000.00
RECEIVABLES (NET)		424,188,051.00
DUE FROM OTHER FUNDS:		
DUE FROM BOND SECURITY & REDEMPTION FUND:		
RESIDUAL TRANSFER		600,254,167.32
FOR GENERAL FUND STATUTORILY DEDICATED ACCOUNTS/FUNDS:		
2013 AMNESTY COLLECTIONS FUND		13,379,238.69
ADMINISTRATIVE FUND OF THE DEPARTMENT OF INSURANCE		713,799.74
ALGIERS ECONOMIC DEVELOPMENT FOUNDATION FUND		24,881.24
ARTIFICIAL REEF DEVELOPMENT		294,236.57
AUTOMOBILE THEFT AND INSURANCE FRAUD PREVENTION		128,175.00
BATTERED WOMEN'S SHELTER FUND		18,953.00
BEAUTIFICATION & IMPROVEMENT OF THE NEW ORLEANS CITY PARK FUND		46,283.35
BLACK BEAR ACCOUNT		177.93
BLIND VENDORS TRUST		12,868.42
CHILDREN'S TRUST FUND		325,853.00
COASTAL RESOURCES TRUST FUND		637,981.32
COMPULSIVE AND PROBLEM GAMING		774,291.67
CONSERVATION FUND		2,912,722.41
CRESCENT CITY TRANSITION FUND		527,366.20
CRIME VICTIMS REPARATIONS FUND		73,426.23
CRIMINAL IDENTIFICATION & INFORMATION FUND		155,829.68
DEPT. OF JUSTICE DEBT COLLECTION FUND		50,000.00
DERELICT CRAB TRAP REMOVAL PROGRAM		7.07
DISABILITY AFFAIRS TRUST		251.87
DRUG ABUSE EDUCATION & TREATMENT FUND		44,864.39
ENERGY PERFORMANCE CONTRACT FUND		2,173.50
ENTERTAINMENT PROMOTION AND MARKETING FUND		112,610.52
FISHERMEN'S GEAR COMPENSATION FUND		108,487.60
FOREST PROTECTION FUND		393,494.95
FORESTRY PRODUCTIVITY FUND		39,761.35
FRAUD DETECTION FUND		3,595.00
HAZARDOUS MATERIALS EMERGENCY RESPONSE FUND		7,704.96
HAZARDOUS WASTE SITE CLEANUP FUND		559,516.83
HELP LOUISIANA VOTE FUND		14,683.49
HORTICULTURE AND QUARANTINE FUND		98,456.51
HUNTERS FOR THE HUNGRY ACCOUNT		1,040.00
INDUSTRIALIZED BUILDING PROGRAM FUND		20,318.13
INNOCENCE COMPENSATION FUND		50,000.00
INSURANCE FRAUD INVESTIGATION FUND		58,347.02
INSURANCE VERIFICATION SYSTEM FUND		1,172,891.00
LEAD HAZARD REDUCTION FUND		25,746.63
LIQUEFIED PETROLEUM GAS COMMISSION RAINY DAY FUND		132,535.65
LITTER ABATEMENT AND EDUCATION ACCOUNT		313,377.00
LOUISIANA ALLIGATOR RESOURCE FUND		189,512.26
LOUISIANA DUCK LICENSE, STAMP, & PRINT FUND		218,327.06
LOUISIANA ECONOMIC DEVELOPMENT FUND		321,516.01
LOUISIANA FUND		225,440.72
LOUISIANA FUR PUBLIC EDUCATION & MARKETING FUND		1,727.69
LOUISIANA LIFE SAFETY AND PROPERTY PROTECTION TRUST		110,909.80
LOUISIANA MANUFACTURED HOUSING COMMISSION FUND		245,842.94
LOUISIANA MEDICAL ASSISTANCE TRUST FUND		12,048,371.52
LOUISIANA PUBLIC DEFENDER FUND		1,120,784.98
LOUISIANA STATE PARKS IMPROVEMENT & REPAIR FUND		245,361.09
LOUISIANA STATE POLICE SALARY FUND		15,600,000.00
LOUISIANA WILD TURKEY STAMP FUND		22,809.00
LTRC TRANSPORTATION TRAINING AND EDUCATION CENTER FUND		363,648.00
MARKETING FUND		18,494.19
MEDICAID TRUST FUND FOR THE ELDERLY		49,766.46
MEDICAL ASSISTANCE PROGRAMS FRAUD DETECTION FUND		182,300.23
MOTOR CARRIER REGULATION FUND		10,000.00
MOTOR FUELS UNDERGROUND STORAGE TANK TRUST FUND		1,266,545.38
MUNICIPAL FIRE & POLICE CIVIL SERVICE OPERATING FUND		60,511.00
NATURAL RESOURCE RESTORATION TRUST FUND		4,251,148.35
NURSING HOME RESIDENTS' TRUST FUND		18,900.00
OFFICE OF WORKERS' COMPENSATION ADMINISTRATIVE FUND		747,667.93
OIL SPILL CONTINGENCY FUND		16,940,238.02
OILFIELD SITE RESTORATION FUND		306,133.82
OMV CUSTOMER SERVICE & TECHNOLOGY FUND		1,269,410.43
OVERCOLLECTIONS FUND		128,022.20
OYSTER DEVELOPMENT FUND		2,781.51
OYSTER SANITATION FUND		39,038.43
PARI-MUTUEL LIVE RACING FACILITY GAMING CONTROL FUND		2,750,132.36
PARISH & MUNICIPALITIES EXCELLENCE FUNDS		136,887.92
PARISH & MUNICIPALITIES FUNDS		5,098,932.31
PESTICIDE FUND		34,467.10
PETROLEUM PRODUCTS FUND		778,202.36

STATE OF LOUISIANA
 BALANCE SHEET
 GENERAL FUND WITHOUT STATUTORILY DEDICATED FUNDS
 FOR THE YEAR ENDED JUNE 30, 2015

2015

POVERTY POINT RESERVOIR DEVELOPMENT	84,865.08
PUBLIC OYSTER SEED GROUND DEVELOPMENT ACCOUNT	179,700.00
PUBLIC SAFETY DWI TESTING MAINTENANCE & TRAINING FUND	52,940.57
RAPID RESPONSE FUND	5,511,570.79
REHABILITATION FOR THE BLIND & VISUALLY IMPAIRED FUND	6,069.86
RIGHT-TO-KNOW FUND	7,750.00
RIVERBOAT GAMING ENFORCEMENT FUND	408,646.45
ROCKEFELLER WILDLIFE REFUGE AND GAME PRESERVE FUND	459,421.98
ROCKEFELLER WILDLIFE REFUGE TRUST & PROTECTION FUND	34,950.00
RUSSELL SAGE-MARSH ISLAND – CAPITAL IMPROVEMENT FUND	10,857.90
SALTWATER FISH RESEARCH AND CONSERVATION FUND	1,280,622.00
SEAFOOD PROMOTION & MARKETING FUND	23,209.00
SEX OFFENDER REGISTRY TECHNOLOGY FUND	54,000.00
SHRIMP MARKETING & PROMOTION FUND	776.42
SPORTS FACILITY ASSISTANCE FUND	100,000.00
STRUCTURAL PEST CONTROL COMMISSION FUND	84,410.45
SUPPORT EDUCATION IN LOUISIANA FIRST FUND	2,584,716.49
SWEET POTATO PESTS & DISEASES FUND	4,700.15
TELECOMMUNICATIONS FOR THE DEAF FUND	220,694.33
TELEPHONE COMPANY PROPERTY ASSESSMENT RELIEF FUND	17,365,385.00
TELEPHONIC SOLICITATION RELIEF FUND	21,940.84
TOBACCO REGULATION ENFORCEMENT FUND	89,812.85
TOBACCO TAX HEALTH CARE FUND	4,400,191.50
TRIAL COURT CASE MANAGEMENT INFORMATION FUND	90,951.92
UNCLAIMED PROPERTY LEVERAGE FUND	5,624.16
UNDERGROUND DAMAGES PREVENTION FUND	46.26
UNDERWATER OBSTRUCTION REMOVAL FUND	450.00
UNIFIED CARRIER REGISTRATION AGREEMENT FUND	236,229.56
UTILITY & CARRIER INSPECTION & SUPERVISION FUND	2,744,998.47
VIDEO DRAW POKER DEVICE FUND	11,173,886.25
WASTE TIRE MANAGEMENT FUND	1,699,390.05
WHITE LAKE PROPERTY FUND	51,296.04
WHITE TAIL DEER ACCOUNT	520.43
WORKERS' COMPENSATION SECOND INJURY FUND	1,211,046.68
DUE FROM CAPITAL OUTLAY	148,931,590.23
DUE FROM CLEAN WATER STATE REVOLVING LOAN FUND	224.25
DUE FROM COASTAL PROTECTION AND RESTORATION FUND	2,021,764.30
DUE FROM DIVISION OF ADMINISTRATIVE LAW	5,050.00
DUE FROM EDUCATION EXCELLENCE FUND	28,172.63
DUE FROM FEDERAL ENERGY SETTLEMENT FUND	14,215,578.69
DUE FROM HEALTH EXCELLENCE FUND	1,021,706.73
DUE FROM INCUMBENT WORKER TRAINING ACCOUNT	2,721,214.15
DUE FROM LOUISIANA AGRICULTURAL FINANCE AUTHORITY	7,017,240.00
DUE FROM LOUISIANA COMMUNITY & TECHNICAL COLLEGES SYSTEM	267,050.54
DUE FROM LOUISIANA EDUCATION QUALITY TRUST FUND	9,445,832.57
DUE FROM MARSH ISLAND OPERATING FUND	56,479.27
DUE FROM OFFICE OF TECHNOLOGY SERVICES	37,000,000.00
DUE FROM TOPS FUND	28,172.64
DUE FROM TRANSPORTATION TRUST FUND	48,827,321.61
DUE FROM UNEMPLOYMENT TRUST FUND	14,378.00
AMOUNTS DUE FROM COMPONENT UNITS	47,825,125.87
DUE FROM FEDERAL GOVERNMENT	2,364,952,378.12
INVENTORIES	74,435,164.12
PREPAYMENTS	309,737,411.40
OTHER ASSETS	215.87
TOTAL ASSETS	\$ 4,303,405,497.37
LIABILITIES	
ACCOUNTS PAYABLE	\$ 1,130,653,616.08
UNCLAIMED PROPERTY LIABILITY	187,276,330.73
DUE TO OTHER FUNDS:	
DUE TO BOND SECURITY & REDEMPTION FUND:	
RESIDUAL TRANSFER	379,797,621.67
FOR GENERAL FUND STATUTORILY DEDICATED ACCOUNTS/FUNDS:	
ARCHAEOLOGICAL CURATION FUND	751.31
ARTIFICIAL REEF DEVELOPMENT	212,388.75
COASTAL RESOURCES TRUST FUND	116.53
CONSERVATION FUND	4,365,881.05
DEPT. OF JUSTICE DEBT COLLECTION FUND	285,601.08
DEPT. OF JUSTICE LEGAL SUPPORT FUND	1,016,447.35
ENVIRONMENTAL TRUST FUND	2,820,000.63
FORESTRY PRODUCTIVITY FUND	180,092.03
FRAUD DETECTION FUND	371,300.21
FUTURE MEDICAL CARE FUND	1,137,192.85
LOUISIANA FIRE MARSHAL FUND	312,455.37
LOUISIANA FUND	278,907.28
LOUISIANA MEGA-PROJECT DEVELOPMENT FUND	1,490,171.43
MEDICAL ASSISTANCE PROGRAMS FRAUD DETECTION FUND	311,210.28

STATE OF LOUISIANA
 BALANCE SHEET
 GENERAL FUND WITHOUT STATUTORILY DEDICATED FUNDS
 FOR THE YEAR ENDED JUNE 30, 2015

2015

MINERAL AND ENERGY OPERATION FUND	349,232.03
MUNICIPAL FIRE & POLICE CIVIL SERVICE OPERATING FUND	60,511.00
NURSING HOME RESIDENTS' TRUST FUND	42,370.97
OIL & GAS REGULATORY FUND	174,866.00
OIL SPILL CONTINGENCY FUND	23,342.90
OVERCOLLECTIONS FUND	1,328,587.00
PARI-MUTUEL LIVE RACING FACILITY GAMING CONTROL FUND	15,465.32
PUBLIC OYSTER SEED GROUND DEVELOPMENT ACCOUNT	85,453.06
QUAIL ACCOUNT	0.69
RIVERBOAT GAMING ENFORCEMENT FUND	101,428.79
SCENIC RIVERS FUND	1,733.00
SEAFOOD PROMOTION & MARKETING FUND	3.15
SEED FUND	16,067.02
SEVERANCE TAX FUND	4,815,012.55
SUPPORT EDUCATION IN LOUISIANA FIRST FUND	259,610.65
TAX COMMISSION EXPENSE FUND	11,826.06
TOBACCO CONTROL SPECIAL FUND	15,703.50
TOBACCO SETTLEMENT ENFORCEMENT FUND	846.89
VIDEO DRAW POKER DEVICE FUND	156,672.54
WATERFOWL ACCOUNT	0.82
WILDLIFE HABITAT & NATURAL HERITAGE TRUST	18,760.31
DUE TO ADMINISTRATIVE SERVICES	4,588.45
DUE TO CAPITAL OUTLAY	143,119,486.25
DUE TO COASTAL PROTECTION AND RESTORATION FUND	27,719,369.72
DUE TO ENTERPRISE BOARDS & COMMISSIONS	885,325.60
DUE TO LOUISIANA AGRICULTURAL FINANCE AUTHORITY	561,671.25
DUE TO LOUISIANA COMMUNITY & TECHNICAL COLLEGES SYSTEM	6,969,515.12
DUE TO LOUISIANA PROPERTY ASSISTANCE AGENCY	2,914.80
DUE TO LOUISIANA TOURISM PROMOTION DISTRICT FUND	406,481.72
DUE TO OFFICE FACILITIES CORPORATION	5,945.00
DUE TO PRISON ENTERPRISES	44,074.91
DUE TO TOPS FUND	0.68
AMOUNTS DUE TO COMPONENT UNITS	90,551,079.94
DUE TO FEDERAL GOVERNMENT	597,506,428.57
DUE TO LOCAL GOVERNMENTS	1,282,070,487.84
UNEARNED REVENUES	360,654,895.68
ESTIMATED LIABILITY FOR CLAIMS	78,350,411.91
OTHER LIABILITIES	6,560,001.23
TOTAL LIABILITIES	<u>4,313,400,257.55</u>
FUND BALANCES	
NONSPENDABLE	100,429,248.63
RESTRICTED	135,863,018.45
COMMITTED	161,962,237.64
ASSIGNED	273,567,954.82
UNASSIGNED	<u>(681,817,219.72)</u>
TOTAL FUND BALANCES	<u>(9,994,760.18)</u>
TOTAL LIABILITIES AND FUND BALANCES	<u>\$ 4,303,405,497.37</u>

STATE OF LOUISIANA
SCHEDULE OF REVENUES, EXPENDITURES,
AND CHANGES IN FUND BALANCES
BUDGET AND ACTUAL (NON-GAAP BASIS)
GENERAL FUND
FOR THE YEAR ENDED JUNE 30, 2015

	BUDGET	ACTUAL	VARIANCE FAVORABLE (UNFAVORABLE)
INTERGOVERNMENTAL REVENUES:			
EXECUTIVE OFFICE	\$1,085,509.70	\$507,318.27	\$(578,191.43)
OFFICE OF INSPECTOR GENERAL	10,331.00	342.50	(9,988.50)
DIVISION OF ADMINISTRATION	472,013,900.00	343,898,946.97	(128,114,953.03)
OFFICE OF COASTAL PROTECTION AND RESTORATION	60,265,239.00	37,043,232.68	(23,222,006.32)
HOMELAND SECURITY AND EMERGENCY PREPAREDNESS	1,339,225,133.86	860,859,979.83	(478,365,154.03)
DEPARTMENT OF THE MILITARY	67,762,648.89	55,161,351.51	(12,601,297.38)
LOUISIANA COMMISSION ON LAW ENFORCEMENT	17,806,200.61	15,794,689.51	(2,011,511.10)
OFFICE OF ELDERLY AFFAIRS	22,487,340.00	20,808,276.75	(1,679,063.25)
DEPARTMENT OF VETERANS AFFAIRS	604,911.12	963,094.88	358,183.76
LOUISIANA WAR VETERANS HOME	6,020,021.09	7,510,961.38	1,490,940.29
NORTHEAST LOUISIANA WAR VETERANS HOME	4,547,642.67	8,521,818.50	3,974,175.83
SOUTHWEST LOUISIANA WAR VETERANS HOME	4,752,285.68	8,182,758.55	3,430,472.87
NORTHWEST LOUISIANA WAR VETERANS HOME	2,025,573.21	8,141,732.87	6,116,159.66
SOUTHEAST LOUISIANA WAR VETERANS HOME	3,939,591.10	7,239,800.13	3,300,209.03
DEPARTMENT OF JUSTICE - ATTORNEY GENERAL	7,537,123.49	4,890,613.28	(2,646,510.21)
LIEUTENANT GOVERNOR	5,272,660.21	4,040,215.59	(1,232,444.62)
STATE TREASURER - MSR	(1,931,170.28)	2,065,780.55	3,996,950.83
PUBLIC SERVICE COMMISSION	237,477.68	98,997.05	(138,480.63)
DEPARTMENT OF AGRICULTURE AND FORESTRY	7,880,601.29	7,329,817.32	(550,783.97)
DEPARTMENT OF INSURANCE	1,841,685.00	1,080,019.00	(761,666.00)
DED-OFFICE OF BUSINESS DEVELOPMENT	4,839,403.22	4,405,928.15	(433,475.07)
CRT-OFFICE OF THE SECRETARY	470,026.00	--	(470,026.00)
CRT OFFICE OF STATE LIBRARY	3,086,451.37	2,738,988.41	(347,462.96)
OFFICE OF STATE PARKS	1,085,719.14	669,752.35	(415,966.79)
OFFICE OF CULTURAL DEVELOPMENT	2,058,225.00	1,631,397.91	(426,827.09)
OFFICE OF TOURISM	447,661.00	107,282.35	(340,378.65)
DOTD - ENGINEERING AND OPERATIONS	26,744,987.00	10,309,271.07	(16,435,715.93)
CORRECTIONS - ADMINISTRATION	1,480,698.00	1,114,366.11	(366,331.89)
CORRECTIONS - OFFICE OF JUVENILE JUSTICE	952,471.71	982,578.19	30,106.48
PUBLIC SAFETY - OFFICE OF MANAGEMENT AND FINANCE	--	21,854,776.71	21,854,776.71
PUBLIC SAFETY - OFFICE OF STATE POLICE	15,216,459.95	50,751,105.83	35,534,645.88
PUBLIC SAFETY - OFFICE OF MOTOR VEHICLES	2,616,799.00	(51,430,984.20)	(54,047,783.20)
PUBLIC SAFETY - STATE FIRE MARSHAL	79,880.55	58,887.00	(20,993.55)
PUBLIC SAFETY - LA HIGHWAY SAFETY COMMISSION	34,705,919.41	24,560,350.78	(10,145,568.63)
DEVELOPMENTAL DISABILITIES	1,582,107.00	1,301,752.25	(280,354.75)
HEALTH AND HOSPITALS - MEDICAL VENDOR ADMINISTRATION	227,722,908.00	154,792,242.61	(72,930,665.39)
MEDICAL VENDOR PAYMENTS	5,145,847,817.86	5,021,736,754.76	(124,111,063.10)
HEALTH AND HOSPITALS - OFFICE OF THE SECRETARY	18,708,099.00	18,347,161.91	(360,937.09)
OFFICE OF AGING AND ADULT SERVICES	565,518.00	(375,752.03)	(941,270.03)
LOUISIANA EMERGENCY RESPONSE NETWORK	--	(14,356.56)	(14,356.56)
OFFICE OF PUBLIC HEALTH	234,764,091.00	226,427,959.62	(8,336,131.38)
OFFICE OF BEHAVIORIAL HEALTH	38,607,962.00	24,030,324.31	(14,577,637.69)
OFFICE FOR CITIZENS WITH DEVELOPMENTAL DISABILITIES	6,376,793.00	807,739.00	(5,569,054.00)
DEPARTMENT OF CHILDREN AND FAMILY SERVICES	599,735,608.90	499,037,373.29	(100,698,235.61)
NATURAL RESOURCES - SECRETARY	1,031,571.00	261,049.76	(770,521.24)
NATURAL RESOURCES - CONSERVATION	1,286,597.42	1,486,325.13	199,727.71
NATURAL RESOURCES - MINERAL RESOURCES	131,035.00	--	(131,035.00)
NATURAL RESOURCES - COASTAL MANAGEMENT	2,611,001.00	2,508,882.77	(102,118.23)
DEPARTMENT OF REVENUE	328,793.00	274,454.04	(54,338.96)
DEQ - OFFICE OF THE SECRETARY	4,565,742.00	3,030,571.48	(1,535,170.52)
OFFICE OF ENVIRONMENTAL COMPLIANCE	9,384,878.00	6,859,357.09	(2,525,520.91)
OFFICE OF ENVIRONMENTAL SERVICES	3,709,951.00	3,575,982.58	(133,968.42)
DEQ - MANAGEMENT AND FINANCE	4,087,236.00	3,577,513.20	(509,722.80)
LOUISIANA WORKFORCE COMMISSION-OFFICE OF WORKFORCE DEVELOPMENT	168,803,388.21	142,556,881.72	(26,246,506.49)
WILDLIFE AND FISHERIES - MANAGEMENT AND FINANCE	359,316.00	89,411.02	(269,904.98)
WILDLIFE AND FISHERIES - SECRETARY	5,040,216.00	2,064,988.78	(2,975,227.22)
WILDLIFE AND FISHERIES - WILDLIFE	21,975,050.00	16,516,691.67	(5,458,358.33)
WILDLIFE AND FISHERIES - FISHERIES	50,122,204.00	10,665,785.71	(39,456,418.29)
LOUISIANA SPECIAL EDUCATION CENTER	20,001.00	--	(20,001.00)
LA SCHOOL FOR THE MATH, SCIENCE, AND ARTS	85,087.00	52,342.08	(32,744.92)
OFFICE OF STUDENT FINANCIAL ASSISTANCE	48,987,746.86	53,726,428.30	4,738,681.44
LA UNIVERSITIES MARINE CONSORTIUM	3,861,957.14	2,804,375.28	(1,057,581.86)
EDUCATION - STATE ACTIVITIES	49,803,422.00	39,801,761.92	(10,001,660.08)
EDUCATION - SUBGRANTEE ASSISTANCE	1,036,512,050.72	991,339,752.82	(45,172,297.90)
AGRICULTURE AND FORESTRY FUNDS	4,179,589.69	3,346,536.35	(833,053.34)
UNBUDGETED REVENUES	--	74,046,066.59	74,046,066.59
SUBTOTAL INTERGOVERNMENTAL REVENUES	9,807,967,144.47	8,766,569,805.23	(1,041,397,339.24)
TOTAL REVENUES	\$9,807,967,144.47	\$8,766,569,805.23	\$(1,041,397,339.24)

STATE OF LOUISIANA
SCHEDULE OF REVENUES, EXPENDITURES,
AND CHANGES IN FUND BALANCES
BUDGET AND ACTUAL (NON-GAAP BASIS)
GENERAL FUND
FOR THE YEAR ENDED JUNE 30, 2015

	BUDGET	ACTUAL	VARIANCE FAVORABLE (UNFAVORABLE)
EXPENDITURES:			
GENERAL GOVERNMENT			
EXECUTIVE OFFICE			
ADMINISTRATIVE	\$10,212,165.00	\$8,286,511.72	\$1,925,653.28
OFFICE OF COASTAL ACTIVITIES	1,491,104.00	1,309,501.74	181,602.26
	<u>11,703,269.00</u>	<u>9,596,013.46</u>	<u>2,107,255.54</u>
OFFICE OF INDIAN AFFAIRS			
ADMINISTRATIVE	1,288,529.00	146,981.75	1,141,547.25
OFFICE OF INSPECTOR GENERAL			
ADMINISTRATIVE	1,948,791.00	1,885,419.68	63,371.32
LOUISIANA TAX COMMISSION			
PROPERTY TAX REGULATION & OVERSIGHT	4,157,804.00	4,145,977.94	11,826.06
DIVISION OF ADMINISTRATION			
EXECUTIVE ADMINISTRATION	134,592,933.85	118,469,049.18	16,123,884.67
COMMUNITY DEVELOPMENT BLOCK GRANT	526,012,417.00	382,101,226.99	143,911,190.01
AUXILIARY FUNDS	41,467,634.00	30,983,638.50	10,483,995.50
	<u>702,072,984.85</u>	<u>531,553,914.67</u>	<u>170,519,070.18</u>
LOUISIANA STATE RACING COMMISSION			
LOUISIANA STATE RACING COMMISSION PROGRAM	12,498,013.00	11,637,415.40	860,597.60
OFFICE OF FINANCIAL INSTITUTIONS			
OFFICE OF FINANCIAL INSTITUTIONS PROGRAM	13,553,645.00	11,757,662.64	1,795,982.36
SECRETARY OF STATE			
ADMINISTRATIVE	10,509,741.00	10,993,464.09	(483,723.09)
ELECTIONS PROGRAM	50,770,439.00	49,587,369.31	1,183,069.69
ARCHIVES & RECORDS	3,642,668.00	3,367,165.38	275,502.62
MUSEUM/OTHER OPERATIONS	3,551,193.00	3,412,425.19	138,767.81
COMMERCIAL	9,986,166.00	9,397,643.44	588,522.56
	<u>78,460,207.00</u>	<u>76,758,067.41</u>	<u>1,702,139.59</u>
OFFICE OF ATTORNEY GENERAL			
ADMINISTRATIVE	7,247,730.00	6,300,205.92	947,524.08
CIVIL LAW	35,585,139.00	21,447,829.04	14,137,309.96
CRIMINAL LAW & MEDICAID FRAUD	15,897,829.00	12,295,065.79	3,602,763.21
RISK LITIGATION	18,060,676.00	17,969,635.45	91,040.55
GAMING	5,562,766.00	5,185,765.53	377,000.47
	<u>82,354,140.00</u>	<u>63,198,501.73</u>	<u>19,155,638.27</u>
STATE TREASURER			
DEPARTMENT OF TREASURY - FEDERAL	--	3,140,346.08	(3,140,346.08)
ADMINISTRATIVE	4,670,375.00	4,458,611.28	211,763.72
FINANCIAL ACCOUNTABILITY & CONTROL	3,758,981.00	3,718,703.88	40,277.12
DEBT MANAGEMENT	1,105,100.00	1,056,337.07	48,762.93
INVESTMENT MANAGEMENT	2,409,909.00	1,139,085.44	1,270,823.56
	<u>11,944,365.00</u>	<u>13,513,083.75</u>	<u>(1,568,718.75)</u>
PUBLIC SERVICE COMMISSION			
ADMINISTRATIVE	3,777,303.00	3,627,077.69	150,225.31
SUPPORT SERVICES	2,830,191.00	2,389,836.74	440,354.26
MOTOR CARRIER REGISTRATION	582,894.00	513,755.90	69,138.10
DISTRICT OFFICES	2,814,379.00	2,478,497.30	335,881.70
	<u>10,004,767.00</u>	<u>9,009,167.63</u>	<u>995,599.37</u>
COMMISSIONER OF INSURANCE			
ADMINISTRATIVE	12,567,202.00	12,018,236.17	548,965.83
MARKET COMPLIANCE	19,976,843.00	18,933,435.71	1,043,407.29
	<u>32,544,045.00</u>	<u>30,951,671.88</u>	<u>1,592,373.12</u>
OFFICE OF REVENUE			
TAX COLLECTION	101,929,149.00	95,368,234.79	6,560,914.21
ALCOHOL & TOBACCO CONTROL	5,490,239.00	5,263,401.38	226,837.62
OFFICE OF CHARITABLE GAMING	1,993,976.00	1,822,394.72	171,581.28
	<u>109,413,364.00</u>	<u>102,454,030.89</u>	<u>6,959,333.11</u>

STATE OF LOUISIANA
SCHEDULE OF REVENUES, EXPENDITURES,
AND CHANGES IN FUND BALANCES
BUDGET AND ACTUAL (NON-GAAP BASIS)
GENERAL FUND
FOR THE YEAR ENDED JUNE 30, 2015

	BUDGET	ACTUAL	VARIANCE FAVORABLE (UNFAVORABLE)
STATE CIVIL SERVICE			
ADMINISTRATIVE	5,130,762.00	4,988,676.46	142,085.54
HUMAN RESOURCES MANAGEMENT	5,928,776.00	5,837,973.37	90,802.63
	11,059,538.00	10,826,649.83	232,888.17
ETHICS ADMINISTRATION			
ADMINISTRATIVE	4,542,862.00	4,330,108.97	212,753.03
BOARD OF TAX APPEALS			
ADMINISTRATIVE	668,195.00	636,582.05	31,612.95
LOCAL TAX DIVISION PROGRAM	187,500.00	109,525.06	77,974.94
	855,695.00	746,107.11	109,587.89
ADDITIONAL CONTRIBUTIONS TO RETIREMENT SYSTEMS	8,925,579.00	8,925,579.00	--
INTERIM EMERGENCY BOARD	40,940.00	5,420.37	35,519.63
DISTRICT ATTORNEYS & ASSISTANT DISTRICT ATTORNEYS	33,207,333.00	32,016,339.86	1,190,993.14
BOND DEFEASANCE	124,958,094.00	124,953,232.50	4,861.50
GOVERNOR'S CONFERENCES & INTERSTATE COMPACTS	474,357.00	356,163.00	118,194.00
MISCELLANEOUS STATE AID	12,148,089.00	10,935,716.36	1,212,372.64
JUDGEMENTS	10,303,691.00	8,970,750.13	1,332,940.87
DIVISION OF ADMINISTRATION DEBT SERVICE & MAINTENANCE	97,191,772.00	90,294,823.42	6,896,948.58
JUDICIAL	155,338,908.00	155,338,908.00	--
LEGISLATIVE	73,352,811.00	73,352,811.00	--
TOTAL GENERAL GOVERNMENT	1,604,343,592.85	1,387,660,518.38	216,683,074.47
CULTURE, RECREATION & TOURISM			
LIEUTENANT GOVERNOR			
ADMINISTRATIVE	1,463,516.00	1,183,690.39	279,825.61
GRANTS PROGRAM	5,788,578.00	4,206,953.34	1,581,624.66
	7,252,094.00	5,390,643.73	1,861,450.27
CULTURE, RECREATION & TOURISM - OFFICE OF THE SECRETARY			
ADMINISTRATIVE	1,280,661.00	1,280,611.04	49.96
MANAGEMENT & FINANCE	3,403,271.00	3,378,229.14	25,041.86
SEAFOOD PROMOTION & MARKETING BOARD	1,746,068.00	649,317.02	1,096,750.98
	6,430,000.00	5,308,157.20	1,121,842.80
OFFICE OF THE STATE LIBRARY			
LIBRARY SERVICES	8,535,700.00	8,089,625.07	446,074.93
OFFICE OF THE STATE MUSEUM			
MUSEUM	6,737,123.00	6,632,429.74	104,693.26
OFFICE OF STATE PARKS			
PARKS & RECREATION	30,860,704.00	29,146,555.05	1,714,148.95
OFFICE OF CULTURAL DEVELOPMENT			
CULTURAL DEVELOPMENT	3,402,591.00	2,619,935.65	782,655.35
ARTS PROGRAM	3,060,667.00	2,872,392.98	188,274.02
ADMINISTRATIVE	651,702.00	651,147.19	554.81
	7,114,960.00	6,143,475.82	971,484.18
OFFICE OF TOURISM			
ADMINISTRATIVE	1,696,170.00	1,631,752.37	64,417.63
MARKETING	22,852,144.00	21,892,759.60	959,384.40
WELCOME CENTERS	3,349,086.00	3,229,867.11	119,218.89
	27,897,400.00	26,754,379.08	1,143,020.92
TOTAL CULTURE, RECREATION & TOURISM	94,827,981.00	87,465,265.69	7,362,715.31
TRANSPORTATION & DEVELOPMENT			
DOTD ADMINISTRATION			
OFFICE OF THE SECRETARY	5,522,553.56	5,029,076.96	493,476.60
MANAGEMENT & FINANCE	40,040,752.00	35,017,934.85	5,022,817.15
	45,563,305.56	40,047,011.81	5,516,293.75

STATE OF LOUISIANA
SCHEDULE OF REVENUES, EXPENDITURES,
AND CHANGES IN FUND BALANCES
BUDGET AND ACTUAL (NON-GAAP BASIS)
GENERAL FUND
FOR THE YEAR ENDED JUNE 30, 2015

	BUDGET	ACTUAL	VARIANCE FAVORABLE (UNFAVORABLE)
ENGINEERING & OPERATIONS			
ENGINEERING & OPERATIONS	83,085,352.00	78,180,415.92	4,904,936.08
MULTIMODAL PLANNING	55,313,024.00	39,228,434.44	16,084,589.56
OPERATIONS	384,435,592.00	379,464,584.84	4,971,007.16
AVIATION	1,394,315.00	1,112,241.82	282,073.18
	<u>524,228,283.00</u>	<u>497,985,677.02</u>	<u>26,242,605.98</u>
PARISH TRANSPORTATION			
PARISH ROAD PROGRAM	38,445,000.00	38,445,000.00	--
MASS TRANSIT PROGRAM	4,955,000.00	4,955,000.00	--
OFF-SYSTEM ROADS & BRIDGE MATCH	3,000,000.00	3,000,000.00	--
	<u>46,400,000.00</u>	<u>46,400,000.00</u>	<u>--</u>
UNCLAIMED PROPERTY LEVERAGE FUND DEBT SERVICE	15,000,000.00	9,193,538.68	5,806,461.32
TOTAL TRANSPORTATION & DEVELOPMENT	631,191,588.56	593,626,227.51	37,565,361.05
PUBLIC SAFETY			
GOVERNOR'S OFFICE OF HOMELAND SECURITY & EMERGENCY ADMINISTRATIVE	1,286,061,013.00	831,669,470.95	454,391,542.05
PUBLIC SAFETY OFFICE OF MANAGEMENT & FINANCE MANAGEMENT & FINANCE PROGRAM	37,401,367.00	33,145,903.86	4,255,463.14
OFFICE OF STATE POLICE			
TRAFFIC ENFORCEMENT PROGRAM	289,846,343.00	146,358,829.00	143,487,514.00
CRIMINAL INVESTIGATION PROGRAM	27,348,519.00	24,952,552.73	2,395,966.27
OPERATIONAL SUPPORT PROGRAM	96,236,817.00	88,734,662.51	7,502,154.49
GAMING ENFORCEMENT PROGRAM	23,754,080.00	22,537,019.57	1,217,060.43
	<u>437,185,759.00</u>	<u>282,583,063.81</u>	<u>154,602,695.19</u>
OFFICE MOTOR VEHICLES LICENSING PROGRAM	52,500,502.00	49,000,286.39	3,500,215.61
OFFICE OF STATE FIRE MARSHAL FIRE PREVENTION PROGRAM	24,748,623.00	21,401,419.15	3,347,203.85
LOUISIANA GAMING CONTROL BOARD	863,318.00	863,315.24	2.76
LIQUEFIED PETROLEUM GAS COMMISSION ADMINISTRATIVE	1,345,103.00	1,229,299.11	115,803.89
LOUISIANA HIGHWAY SAFETY COMMISSION ADMINISTRATIVE	37,243,093.00	26,823,868.05	10,419,224.95
MUNICIPAL FIRE & POLICE SERVICE ADMINISTRATIVE	2,060,756.00	2,000,245.00	60,511.00
STATE POLICE COMMISSION ADMINISTRATIVE	466,650.00	445,722.45	20,927.55
VIDEO DRAW POKER - LOCAL GOVERNMENT AID	40,917,526.00	40,917,526.00	--
SHERRIFFS SUPPLEMENTAL PAY	53,716,000.00	52,381,453.59	1,334,546.41
TWO PERCENT FIRE INSURANCE FUND	21,030,998.00	21,030,998.00	--
PREPAID WIRELESS TELEPHONE 911 SERVICE	6,300,000.00	5,957,471.51	342,528.49
EMERGENCY MEDICAL SERVICES - PARISHES & MUNICIPALITIES	150,000.00	125,694.00	24,306.00
SUPPLEMENTAL PAYMENTS TO LAW ENFORCEMENT	70,323,535.00	69,255,187.16	1,068,347.84
TOTAL PUBLIC SAFETY	2,072,314,243.00	1,438,830,924.27	633,483,318.73
HEALTH & WELFARE			
MENTAL HEALTH ADVOCACY SERVICE ADMINISTRATIVE	3,214,664.00	3,201,659.77	13,004.23

STATE OF LOUISIANA
SCHEDULE OF REVENUES, EXPENDITURES,
AND CHANGES IN FUND BALANCES
BUDGET AND ACTUAL (NON-GAAP BASIS)
GENERAL FUND
FOR THE YEAR ENDED JUNE 30, 2015

	BUDGET	ACTUAL	VARIANCE FAVORABLE (UNFAVORABLE)
OFFICE OF ELDERLY AFFAIRS			
ADMINISTRATIVE	4,038,088.00	3,527,952.10	510,135.90
TITLES III, V, VII & NSIP	30,269,818.00	28,841,252.28	1,428,565.72
PARISH COUNCILS ON AGING	10,627,918.00	10,617,716.00	10,202.00
SENIOR CENTERS	6,329,631.00	6,285,283.25	44,347.75
	<u>51,265,455.00</u>	<u>49,272,203.63</u>	<u>1,993,251.37</u>
DEVELOPMENTAL DISABILITIES COUNCIL	2,081,142.00	1,800,788.25	280,353.75
MEDICAL VENDOR ADMINISTRATION	319,774,983.28	233,283,758.59	86,491,224.69
MEDICAL VENDOR PAYMENTS			
PAYMENTS TO PRIVATE PROVIDERS	6,340,970,590.00	6,211,515,889.65	129,454,700.35
PAYMENTS TO PUBLIC PROVIDERS	265,018,513.00	220,325,527.56	44,692,985.44
MEDICARE BUY-INS & SUPPLEMENTS	556,369,912.00	431,725,398.78	124,644,513.22
UNCOMPENSATED CARE COSTS	1,041,893,095.00	1,000,502,910.21	41,390,184.79
	<u>8,204,252,110.00</u>	<u>7,864,069,726.20</u>	<u>340,182,383.80</u>
DEPARTMENT OF HEALTH & HOSPITALS - OFFICE OF THE SECRETARY			
MANAGEMENT & FINANCE	92,473,858.29	68,509,393.98	23,964,464.31
AUXILIARY PROGRAM	383,247.00	383,208.55	38.45
	<u>92,857,105.29</u>	<u>68,892,602.53</u>	<u>23,964,502.76</u>
OFFICE OF AGING & ADULT SERVICES			
ADMINISTRATION PROTECTION & SUPPORT	32,162,213.00	22,020,604.40	10,141,608.60
VILLA FELICIANA MEDICAL COMPLEX	19,984,645.00	18,396,095.19	1,588,549.81
AUXILIARY ACCOUNT	60,000.00	42,323.96	17,676.04
	<u>52,206,858.00</u>	<u>40,459,023.55</u>	<u>11,747,834.45</u>
LOUISIANA EMERGENCY RESPONSE NETWORK	1,681,345.00	1,578,635.76	102,709.24
OFFICE OF PUBLIC HEALTH	344,237,909.00	310,986,963.97	33,250,945.03
OFFICE OF BEHAVIORAL HEALTH			
ADMINISTRATION & SUPPORT	6,629,684.48	4,939,004.03	1,690,680.45
BEHAVIORAL HEALTH COMMUNITY	68,649,890.00	54,927,472.09	13,722,417.91
HOSPITAL BASED TREATMENT	149,707,242.00	142,117,259.02	7,589,982.98
AUXILIARY ACCOUNT	20,000.00	1,645.78	18,354.22
	<u>225,006,816.48</u>	<u>201,985,380.92</u>	<u>23,021,435.56</u>
OFFICE FOR CITIZENS WITH DEVELOPMENTAL DISABILITIES			
ADMINISTRATIVE	2,460,110.00	2,327,477.78	132,632.22
COMMUNITY BASED PROGRAMS	25,710,943.00	21,491,718.60	4,219,224.40
PINECREST SUPPORT & SERVICE CENTER	124,312,856.00	107,632,248.99	16,680,607.01
AUXILIARY ACCOUNT	591,680.00	329,220.02	262,459.98
	<u>153,075,589.00</u>	<u>131,780,665.39</u>	<u>21,294,923.61</u>
JEFFERSON PARISH HUMAN SERVICES AUTHORITY	14,246,929.00	14,246,929.00	--
FLORIDA PARISHES HUMAN SERVICES AUTHORITY	11,271,233.00	11,271,233.00	--
CAPITAL AREA HUMAN SERVICES DISTRICT	17,959,545.00	17,959,545.00	--
METROPOLITAN HUMAN SERVICES DISTRICT	20,385,583.00	20,385,583.00	--
SOUTH CENTRAL HUMAN SERVICES AUTHORITY	15,568,652.00	15,568,652.00	--
NORTHEAST DELTA HUMAN SERVICES AUTHORITY	10,131,952.00	10,131,952.00	--
ACADIANA HUMAN SERVICES DISTRICT	13,240,748.00	13,240,748.00	--
IMPERIAL CALCASIEU HUMAN SERVICES AUTHORITY	7,443,696.00	7,443,696.00	--
CENTRAL LOUISIANA HUMAN SERVICES DISTRICT	10,098,854.00	10,098,854.00	--
NORTHWEST LOUISIANA HUMAN SERVICES DISTRICT	9,255,900.00	9,255,900.00	--

STATE OF LOUISIANA
SCHEDULE OF REVENUES, EXPENDITURES,
AND CHANGES IN FUND BALANCES
BUDGET AND ACTUAL (NON-GAAP BASIS)
GENERAL FUND
FOR THE YEAR ENDED JUNE 30, 2015

	BUDGET	ACTUAL	VARIANCE FAVORABLE (UNFAVORABLE)
DEPARTMENT OF CHILDREN & FAMILY SERVICES			
ADMINISTRATIVE & SUPPORT	113,892,705.01	107,780,298.21	6,112,406.80
PREVENTION & INTERVENTION	201,643,117.00	180,480,698.06	21,162,418.94
COMMUNITY & FAMILY SERVICES	248,365,078.00	170,050,646.92	78,314,431.08
FIELD SERVICES	212,570,150.00	195,052,643.13	17,517,506.87
	<u>776,471,050.01</u>	<u>653,364,286.32</u>	<u>123,106,763.69</u>
TOTAL HEALTH & WELFARE	10,355,728,119.06	9,690,278,786.88	665,449,332.18
CORRECTIONS			
LOUISIANA PUBLIC DEFENDER BOARD			
ADMINISTRATIVE	33,853,860.00	33,196,226.14	657,633.86
LOUISIANA COMMISSION ON LAW ENFORCEMENT			
FEDERAL PROGRAMS	23,160,625.00	17,201,160.26	5,959,464.74
STATE PROGRAMS	12,549,252.00	11,366,622.59	1,182,629.41
	<u>35,709,877.00</u>	<u>28,567,782.85</u>	<u>7,142,094.15</u>
CORRECTIONS - ADMINISTRATION			
OFFICE OF THE SECRETARY	3,047,555.00	3,042,296.61	5,258.39
MANAGEMENT & FINANCE	36,646,342.00	31,056,727.08	5,589,614.92
ADULT SERVICES	35,822,559.00	30,526,510.09	5,296,048.91
PARDON BOARD	998,102.00	992,797.58	5,304.42
	<u>76,514,558.00</u>	<u>65,618,331.36</u>	<u>10,896,226.64</u>
LOUISIANA STATE PENITENTIARY			
ADMINISTRATIVE	14,438,120.00	13,577,278.41	860,841.59
INCARCERATION	119,231,469.00	117,445,695.92	1,785,773.08
CANTEEN OPERATIONS	5,545,030.00	5,213,773.33	331,256.67
	<u>139,214,619.00</u>	<u>136,236,747.66</u>	<u>2,977,871.34</u>
AVOYELLES CORRECTIONAL CENTER			
ADMINISTRATIVE	2,815,234.00	2,734,541.08	80,692.92
INCARCERATION	26,079,525.00	25,898,053.06	181,471.94
CANTEEN OPERATIONS	1,657,967.00	1,559,740.92	98,226.08
	<u>30,552,726.00</u>	<u>30,192,335.06</u>	<u>360,390.94</u>
LOUISIANA CORRECTIONAL INSTITUTE FOR WOMEN			
ADMINISTRATIVE	1,507,165.00	1,491,173.95	15,991.05
INCARCERATION	20,002,136.00	19,533,890.17	468,245.83
CANTEEN OPERATIONS	1,491,734.00	1,035,610.47	456,123.53
	<u>23,001,035.00</u>	<u>22,060,674.59</u>	<u>940,360.41</u>
WINN CORRECTIONAL CENTER			
ADMINISTRATIVE	224,795.00	189,073.98	35,721.02
PURCHASE OF CORRECTIONS SERVICES	17,911,417.00	17,493,313.08	418,103.92
	<u>18,136,212.00</u>	<u>17,682,387.06</u>	<u>453,824.94</u>
ALLEN CORRECTIONAL CENTER			
ADMINISTRATIVE	189,232.00	188,852.64	379.36
PURCHASE OF CORRECTIONS SERVICES	18,022,624.00	17,955,800.31	66,823.69
	<u>18,211,856.00</u>	<u>18,144,652.95</u>	<u>67,203.05</u>
DIXON CORRECTIONAL CENTER			
ADMINISTRATIVE	3,369,308.00	3,315,744.50	53,563.50
INCARCERATION	39,807,299.00	38,971,143.30	836,155.70
CANTEEN OPERATIONS	1,661,410.00	1,508,761.70	152,648.30
	<u>44,838,017.00</u>	<u>43,795,649.50</u>	<u>1,042,367.50</u>
ELAYN HUNT CORRECTIONAL CENTER			
ADMINISTRATIVE	4,583,230.00	4,460,069.02	123,160.98
INCARCERATION	50,985,786.00	50,129,047.27	856,738.73
CANTEEN OPERATIONS	1,958,959.00	1,557,257.38	401,701.62
	<u>57,527,975.00</u>	<u>56,146,373.67</u>	<u>1,381,601.33</u>
DAVID WADE CORRECTIONAL CENTER			
ADMINISTRATIVE	2,937,017.00	2,774,965.82	162,051.18
INCARCERATION	24,445,569.00	23,969,705.39	475,863.61
CANTEEN OPERATIONS	1,630,213.00	1,011,103.52	619,109.48
	<u>29,012,799.00</u>	<u>27,755,774.73</u>	<u>1,257,024.27</u>

STATE OF LOUISIANA
SCHEDULE OF REVENUES, EXPENDITURES,
AND CHANGES IN FUND BALANCES
BUDGET AND ACTUAL (NON-GAAP BASIS)
GENERAL FUND
FOR THE YEAR ENDED JUNE 30, 2015

	BUDGET	ACTUAL	VARIANCE FAVORABLE (UNFAVORABLE)
ADULT PROBATION & PAROLE ADMINISTRATION & SUPPORT FIELD SERVICES	4,424,026.00 63,480,184.00 67,904,210.00	4,270,343.12 62,426,097.34 66,696,440.46	153,682.88 1,054,086.66 1,207,769.54
RAYBURN CORRECTIONAL CENTER ADMINISTRATIVE INCARCERATION CANTEEN OPERATIONS	2,312,620.00 22,094,265.00 1,183,740.00 25,590,625.00	2,277,238.56 21,656,532.14 1,121,090.49 25,054,861.19	35,381.44 437,732.86 62,649.51 535,763.81
LOCAL HOUSING OF STATE ADULT OFFENDERS LOCAL HOUSING OF ADULT OFFENDERS TRANSITIONAL WORK PROGRAM LOCAL REENTRY SERVICES	151,255,300.00 16,771,479.00 4,065,443.00 172,092,222.00	151,255,300.00 16,723,487.48 3,480,481.97 171,459,269.45	-- 47,991.52 584,961.03 632,952.55
CORRECTIONS DEBT SERVICE	4,911,494.00	4,900,510.89	10,983.11
TOTAL CORRECTIONS	777,072,085.00	747,508,017.56	29,564,067.44
YOUTH SERVICES			
OFFICE OF JUVENILE JUSTICE ADMINISTRATION SWANSON CENTER FOR YOUTH JETSON CENTER FOR YOUTH BRIDGE CITY CENTER FOR YOUTH CONTRACT SERVICES AUXILIARY ACCOUNT	13,253,413.00 32,164,587.00 11,146,000.00 23,398,770.00 31,248,282.00 235,682.00 111,446,734.00	12,978,775.00 31,894,462.96 11,082,975.42 23,186,713.17 30,312,906.63 118,544.62 109,574,377.80	274,638.00 270,124.04 63,024.58 212,056.83 935,375.37 117,137.38 1,872,356.20
LOCAL HOUSING FOR STATE JUVENILE OFFENDERS	2,808,891.00	2,808,891.00	--
TOTAL YOUTH DEVELOPMENT	114,255,625.00	112,383,268.80	1,872,356.20
CONSERVATION & ENVIRONMENT			
COASTAL PROTECTION & RESTORATION AUTHORITY	170,014,065.63	52,830,906.26	117,183,159.37
DEPARTMENT OF NATURAL RESOURCES - OFFICE OF THE SECRETARY EXECUTIVE MANAGEMENT & FINANCE TECHNOLOGY ASSESSMENT ATCHAFALAYA BASIN PROGRAM AUXILIARY	12,038,145.89 15,866,654.00 4,071,887.00 255,639.00 13,736,852.00 45,969,177.89	8,848,371.46 10,678,728.14 1,729,157.05 254,873.12 2,637,609.27 24,148,739.04	3,189,774.43 5,187,925.86 2,342,729.95 765.88 11,099,242.73 21,820,438.85
OFFICE OF CONSERVATION OIL & GAS REGULATORY PUBLIC SAFETY	10,704,448.00 9,740,189.00 20,444,637.00	10,403,806.96 7,537,756.02 17,941,562.98	300,641.04 2,202,432.98 2,503,074.02
OFFICE OF MINERAL RESOURCES	11,757,193.00	10,746,598.15	1,010,594.85
OFFICE OF COASTAL MANAGEMENT	8,702,102.00	7,441,144.02	1,260,957.98
DEPARTMENT OF ENVIRONMENTAL QUALITY - OFFICE OF THE SECRETARY	12,116,020.07	9,922,713.34	2,193,306.73
OFFICE OF ENVIRONMENTAL COMPLIANCE	46,462,190.90	39,018,456.42	7,443,734.48
OFFICE OF ENVIRONMENTAL SERVICES	16,374,524.00	15,551,652.40	822,871.60
DEPARTMENT OF ENVIRONMENTAL QUALITY - MANAGEMENT & FINANCE	56,634,527.00	40,035,711.88	16,598,815.12
DEPARTMENT OF WILDLIFE & FISHERIES - MANAGEMENT & FINANCE	11,944,646.00	9,501,823.84	2,442,822.16
DEPARTMENT OF WILDLIFE & FISHERIES - OFFICE OF THE SECRETARY ADMINISTRATIVE ENFORCEMENT	1,503,231.00 34,704,733.00 36,207,964.00	1,354,894.55 29,613,263.98 30,968,158.53	148,336.45 5,091,469.02 5,239,805.47
OFFICE OF WILDLIFE	63,659,690.84	44,033,574.74	19,626,116.10

STATE OF LOUISIANA
SCHEDULE OF REVENUES, EXPENDITURES,
AND CHANGES IN FUND BALANCES
BUDGET AND ACTUAL (NON-GAAP BASIS)
GENERAL FUND
FOR THE YEAR ENDED JUNE 30, 2015

	BUDGET	ACTUAL	VARIANCE FAVORABLE (UNFAVORABLE)
OFFICE OF FISHERIES	103,334,563.00	44,878,485.41	58,456,077.59
TOTAL CONSERVATION & ENVIRONMENT	603,621,301.33	347,019,527.01	256,601,774.32
EDUCATION			
HIGHER EDUCATION			
LSU BOARD OF SUPERVISORS	313,946,251.00	313,946,251.00	--
SOUTHERN BOARD OF SUPERVISORS	45,858,393.00	45,858,393.00	--
BOARD OF SUPERVISORS - UNIVERSITY OF LOUISIANA	218,482,116.00	218,482,116.00	--
BOARD OF SUPERVISORS - LCTCS	116,226,615.00	116,226,615.00	--
OFFICE OF STUDENT FINANCIAL ASSISTANCE	344,622,485.00	334,982,961.37	9,639,523.63
BOARD OF REGENTS	31,099,579.00	31,004,318.03	95,260.97
LOUISIANA UNIVERSITIES MARINE CONSORTIUM	11,846,069.00	10,750,636.03	1,095,432.97
	<u>1,082,081,508.00</u>	<u>1,071,251,290.43</u>	<u>10,830,217.57</u>
LOUISIANA SCHOOL FOR THE DEAF & VISUALLY IMPAIRED			
ADMINISTRATION/SHARED SERVICES	11,418,636.00	11,144,389.46	274,246.54
LOUISIANA SCHOOL FOR THE DEAF	8,385,385.00	7,583,263.88	802,121.12
LOUISIANA SCHOOL FOR THE VISUALLY IMPAIRED	5,426,284.00	5,285,792.94	140,491.06
AUXILIARY	15,000.00	--	15,000.00
	<u>25,245,305.00</u>	<u>24,013,446.28</u>	<u>1,231,858.72</u>
LOUISIANA SPECIAL EDUCATION CENTER	16,192,698.00	16,140,001.79	52,696.21
LOUISIANA SCHOOL OF MATH, SCIENCES & ARTS			
LOUISIANA VIRTUAL SCHOOL	798,600.00	228,441.12	570,158.88
LIVING & LEARNING COMMUNITY	8,519,033.00	8,376,128.78	142,904.22
	<u>9,317,633.00</u>	<u>8,604,569.90</u>	<u>713,063.10</u>
LOUISIANA EDUCATION TELEVISION AUTHORITY	8,451,567.00	8,351,637.03	99,929.97
BOARD OF ELEMENTARY & SECONDARY EDUCATION			
ADMINISTRATION	1,276,908.00	1,075,177.14	201,730.86
LOUISIANA QUALITY EDUCATION SUPPORT FUND	24,000,000.00	22,313,368.88	1,686,631.12
	<u>25,276,908.00</u>	<u>23,388,546.02</u>	<u>1,888,361.98</u>
NEW ORLEANS CENTER FOR THE CREATIVE ARTS	7,880,682.00	7,558,153.46	322,528.54
DEPARTMENT OF EDUCATION - STATE ACTIVITIES			
ADMINISTRATIVE SUPPORT	24,573,145.00	18,978,380.51	5,594,764.49
DISTRICT SUPPORT	102,412,456.00	92,130,319.34	10,282,136.66
AUXILIARIES	1,948,560.00	619,145.83	1,329,414.17
	<u>128,934,161.00</u>	<u>111,727,845.68</u>	<u>17,206,315.32</u>
DEPARTMENT OF EDUCATION - SUBGRANTEE ASSISTANCE			
SCHOOL & DISTRICT SUPPORTS	922,559,891.00	918,337,482.53	4,222,408.47
SCHOOL & DISTRICT INNOVATIONS	117,892,992.00	73,734,627.60	44,158,364.40
STUDENT-CENTERED GOALS	168,051,807.00	164,379,778.58	3,672,028.42
	<u>1,208,504,690.00</u>	<u>1,156,451,888.71</u>	<u>52,052,801.29</u>
RECOVERY SCHOOL DISTRICT			
INSTRUCTIONAL	23,023,239.54	20,899,025.31	2,124,214.23
CONSTRUCTION	248,603,224.00	183,855,585.55	64,747,638.45
	<u>271,626,463.54</u>	<u>204,754,610.86</u>	<u>66,871,852.68</u>
MINIMUM FOUNDATION PROGRAM	3,630,084,541.00	3,629,824,930.35	259,610.65
DEPARTMENT OF EDUCATION - NON-PUBLIC EDUCATIONAL ASSISTANCE			
REQUIRED SERVICES	15,292,704.00	15,292,703.69	0.31
SCHOOL LUNCH SALARY SUPPLEMENT	7,917,607.00	7,917,607.00	--
TEXTBOOK ADMINISTRATION	171,865.00	163,702.51	8,162.49
TEXTBOOKS	2,911,843.00	2,765,774.51	146,068.49
	<u>26,294,019.00</u>	<u>26,139,787.71</u>	<u>154,231.29</u>
SPECIAL SCHOOL DISTRICTS			
ADMINISTRATION	1,663,169.00	1,359,327.40	303,841.60
SSD#1 INSTRUCTION	12,145,827.00	9,947,550.07	2,198,276.93
	<u>13,808,996.00</u>	<u>11,306,877.47</u>	<u>2,502,118.53</u>
LSUMC HEALTH CARE SERVICES DIVISION	3,860,659.00	3,860,659.00	--
HIGHER EDUCATION DEBT SERVICE & MAINTENANCE	27,834,545.00	26,611,200.10	1,223,344.90
TOTAL EDUCATION	6,485,394,375.54	6,329,985,444.79	155,408,930.75

STATE OF LOUISIANA
SCHEDULE OF REVENUES, EXPENDITURES,
AND CHANGES IN FUND BALANCES
BUDGET AND ACTUAL (NON-GAAP BASIS)
GENERAL FUND
FOR THE YEAR ENDED JUNE 30, 2015

	BUDGET	ACTUAL	VARIANCE FAVORABLE (UNFAVORABLE)
AGRICULTURE & FORESTRY			
AGRICULTURE & FORESTRY			
MANAGEMENT & FINANCE	17,098,771.00	16,978,698.43	120,072.57
AGRICULTURAL & ENVIRONMENTAL SERVICES	19,803,992.00	17,836,614.42	1,967,377.58
ANIMAL HEALTH SERVICES	11,388,212.00	11,191,089.03	197,122.97
AGRO-CONSUMER SERVICES	6,878,152.00	6,667,484.85	210,667.15
FORESTRY	15,437,411.00	13,448,212.57	1,989,198.43
SOIL & WATER CONSERVATION	1,163,774.00	1,156,468.17	7,305.83
AUXILIARY	2,720,543.00	1,176,825.25	1,543,717.75
	<u>74,490,855.00</u>	<u>68,455,392.72</u>	<u>6,035,462.28</u>
AGRICULTURE & FORESTRY FUNDS	8,292,903.00	6,551,699.85	1,741,203.15
TOTAL AGRICULTURE & FORESTRY	82,783,758.00	75,007,092.57	7,776,665.43
ECONOMIC DEVELOPMENT			
ECONOMIC DEVELOPMENT - OFFICE OF THE SECRETARY	23,012,887.00	19,427,986.15	3,584,900.85
OFFICE OF BUSINESS DEVELOPMENT			
BUSINESS DEVELOPMENT PROGRAM	26,019,897.00	20,752,567.08	5,267,329.92
BUSINESS INCENTIVES PROGRAM	11,701,721.00	3,832,286.94	7,869,434.06
	<u>37,721,618.00</u>	<u>24,584,854.02</u>	<u>13,136,763.98</u>
SALES TAX DEDICATIONS	53,397,929.00	51,839,787.19	1,558,141.81
ECONOMIC DEVELOPMENT DEBT SERVICE & COMMITMENTS	95,777,880.00	43,136,578.88	52,641,301.12
TOTAL ECONOMIC DEVELOPMENT	209,910,314.00	138,989,206.24	70,921,107.76
MILITARY & VETERANS AFFAIRS			
DEPARTMENT OF MILITARY AFFAIRS			
MILITARY AFFAIRS	88,790,005.00	63,054,296.37	25,735,708.63
EDUCATION	27,662,608.00	26,396,395.37	1,266,212.63
AUXILIARY ACCOUNT	232,785.00	166,842.55	65,942.45
	<u>116,685,398.00</u>	<u>89,617,534.29</u>	<u>27,067,863.71</u>
DEPARTMENT OF VETERANS AFFAIRS			
ADMINISTRATIVE	2,918,481.00	2,536,692.79	381,788.21
CLAIMS	544,429.00	503,245.15	41,183.85
CONTACT ASSISTANCE	2,824,555.00	2,648,965.57	175,589.43
STATE APPROVAL AGENCY PROGRAM	305,108.00	294,385.94	10,722.06
STATE VETERANS CEMETERY	1,278,244.00	1,070,506.38	207,737.62
	<u>7,870,817.00</u>	<u>7,053,795.83</u>	<u>817,021.17</u>
LOUISIANA WAR VETERANS HOME	10,336,269.00	10,074,378.58	261,890.42
NORTHEAST LOUISIANA WAR VETERANS HOME	10,200,326.00	10,072,235.18	128,090.82
SOUTHWEST LOUISIANA WAR VETERANS HOME	10,380,874.00	9,915,137.40	465,736.60
NORTHWEST LOUISIANA WAR VETERANS HOME	10,119,348.00	10,113,184.01	6,163.99
SOUTHEAST LOUISIANA WAR VETERANS HOME	11,277,336.00	10,584,906.68	692,429.32
TOTAL MILITARY & VETERANS AFFAIRS	176,870,368.00	147,431,171.97	29,439,196.03
WORKFORCE SUPPORT & TRAINING			
LOUISIANA WORKFORCE COMMISSION			
OFFICE OF EXECUTIVE DIRECTOR	4,285,975.00	3,597,885.13	688,089.87
OFFICE OF THE SECOND INJURY BOARD	49,368,383.00	49,175,107.44	193,275.56
OFFICE OF WORKERS COMPENSATION ADMINISTRATION	14,769,860.00	13,811,020.30	958,839.70
OFFICE OF UNEMPLOYMENT INSURANCE ADMINISTRATION	36,262,300.00	23,259,510.48	13,002,789.52
OFFICE OF WORKFORCE DEVELOPMENT	143,823,897.00	130,341,738.76	13,482,158.24
OFFICE OF MANAGEMENT & FINANCE	15,654,740.00	14,184,112.35	1,470,627.65
OFFICE OF INFORMATION SYSTEMS	17,779,355.00	11,769,677.78	6,009,677.22
	<u>281,944,510.00</u>	<u>246,139,052.24</u>	<u>35,805,457.76</u>
TOTAL WORKFORCE SUPPORT & TRAINING	281,944,510.00	246,139,052.24	35,805,457.76
TOTAL EXPENDITURES	23,490,257,861.34	21,342,324,503.91	2,147,933,357.43

STATE OF LOUISIANA
 SCHEDULE OF REVENUES, EXPENDITURES,
 AND CHANGES IN FUND BALANCES
 BUDGET AND ACTUAL (NON-GAAP BASIS)
 GENERAL FUND
 FOR THE YEAR ENDED JUNE 30, 2015

	BUDGET	ACTUAL	VARIANCE FAVORABLE (UNFAVORABLE)
EXCESS (DEFICIENCY) OF REVENUES OVER EXPENDITURES	(13,682,290,716.87)	(12,575,754,698.68)	(1,106,536,018.19)
OTHER FINANCING SOURCES (USES):			
TRANSFERS IN	13,460,031,470.07	12,710,883,042.71	(749,148,427.36)
TRANSFERS OUT	(241,310,604.00)	(384,946,781.55)	(143,636,177.55)
SALE OF GENERAL CAPITAL ASSETS	--	6,997.22	6,997.22
TOTAL OTHER FINANCING SOURCES	13,218,720,866.07	12,325,943,258.38	(892,777,607.69)
NET CHANGE IN BUDGETARY FUND BALANCE	(463,569,850.80)	(249,811,440.30)	213,758,410.50
BUDGETARY FUND BALANCE - BEGINNING	438,687,967.19	438,687,967.19	--
BUDGETARY FUND BALANCE - ENDING	<u>\$(24,881,883.61)</u>	<u>\$188,876,526.89</u>	<u>\$213,758,410.50</u>

**STATE OF LOUISIANA
 COMPARATIVE BALANCE SHEET
 COMBINED GENERAL FUND WITHOUT STATUTORILY DEDICATED FUNDS AND BOND SECURITY AND REDEMPTION FUND
 FOR THE YEARS ENDED JUNE 30, 2011-2015**

	2015(1)	2014(1)	2013(1)	2012(1)	2011(1)
ASSETS:					
CASH & CASH EQUIVALENTS	\$ 335,543,654	\$ 865,453,000	\$ 846,539,000	\$ 686,235,000	\$ 1,121,934,000
INVESTMENTS	18,729,000	16,697,000	16,697,000	30,200,000	67,534,000
RECEIVABLES (NET)	1,762,964,735	1,784,952,000	2,031,243,000	1,921,602,000	1,840,427,000
DUE FROM OTHER FUNDS	410,501,485	2,118,701,000	2,009,522,000	2,506,561,000	2,443,887,000
AMOUNTS DUE FROM COMPONENT UNITS	85,857,103	348,608,000	354,072,000	590,469,000	152,732,000
DUE FROM FEDERAL GOVERNMENT	2,364,964,340	75,606,000	121,718,000	151,231,000	91,934,000
INVENTORIES	74,435,164	71,306,000	73,780,000	70,707,000	76,272,000
PREPAYMENTS	309,737,411	376,818,000	417,481,000	393,188,000	504,374,000
OTHER ASSETS	216	21,000	26,000	317,000	148,000
TOTAL ASSETS	\$ 5,362,733,108	\$ 5,658,162,000	\$ 5,871,078,000	\$ 6,350,510,000	\$ 6,299,242,000
LIABILITIES:					
ACCOUNTS PAYABLE	\$ 1,131,101,134	\$ 2,026,815,000	\$ 1,894,204,000	\$ 2,283,211,000	\$ 2,249,550,000
TAX REFUNDS PAYABLE	544,689,188	397,783,000	413,796,000	236,755,000	306,951,000
UNCLAIMED PROPERTY LIABILITY	187,276,331	159,727,000	142,864,000	125,437,000	117,210,000
OTHER PAYABLES	--	--	5,484,000	9,064,000	1,979,000
DUE TO OTHER FUNDS	467,225,711	544,783,000	425,244,000	276,512,000	250,968,000
AMOUNTS DUE TO COMPONENT UNITS	90,552,696	56,315,000	38,775,000	60,972,000	161,102,000
DUE TO FEDERAL GOVERNMENT	597,506,429	660,133,000	606,942,000	582,619,000	725,709,000
DUE TO LOCAL GOVERNMENTS	1,282,077,275	--	--	--	--
UNEARNED REVENUES	371,199,030	405,404,000	1,263,439,000	1,247,736,000	1,236,134,000
ESTIMATED LIABILITY FOR CLAIMS	78,350,412	116,770,000	117,399,000	225,778,000	238,211,000
OTHER LIABILITIES	6,560,001	--	--	--	--
TOTAL LIABILITIES	4,756,538,206	4,367,730,000	4,908,147,000	5,048,084,000	5,287,814,000
DEFERRED INFLOWS OF RESOURCES:					
UNAVAILABLE REVENUE	616,189,662	666,121,000	--	--	--
TOTAL DEFERRED INFLOWS OF RESOURCES	616,189,662	666,121,000	--	--	--
FUND BALANCES:					
NONSPENDABLE	100,429,249	111,497,000	73,780,000	70,707,000	76,273,000
RESTRICTED	135,863,018	225,162,000	214,034,000	419,434,000	244,396,000
COMMITTED	161,962,238	294,443,000	427,488,000	472,576,000	450,652,000
ASSIGNED	273,567,955	190,400,000	224,672,000	223,490,000	234,052,000
UNASSIGNED	(681,817,220)	(197,191,000)	22,957,000	116,219,000	6,055,000
TOTAL FUND BALANCES	(9,994,760)	624,311,000	962,931,000	1,302,426,000	1,011,428,000
TOTAL LIABILITIES, DEFERRED INFLOWS OF RESOURCES, AND FUND BALANCES	\$ 5,362,733,108	\$ 5,658,162,000	\$ 5,871,078,000	\$ 6,350,510,000	\$ 6,299,242,000

(1) As shown in CAFR of the indicated year but restated in the following year.
 Source: Louisiana Division of Administration

**STATE OF LOUISIANA
STATEMENT OF REVENUES, EXPENDITURES, AND CHANGES IN FUND BALANCE
COMBINED GENERAL FUND AND BOND SECURITY AND REDEMPTION FUND
FOR THE YEARS ENDED JUNE 30, 2011-2015**

	2015	2014	2013	2012	2011
REVENUES:					
INTERGOVERNMENTAL REVENUES	\$ 10,657,574,763	\$ 10,792,212,000	\$ 10,323,048,000	\$ 11,684,943,000	\$ 12,574,157,000
TAXES:					
SALES & USE TAXES	3,083,763,971	2,923,336,000	2,825,751,000	2,815,919,000	2,812,804,000
SEVERANCE TAXES	712,051,932	829,939,000	847,141,000	847,785,000	759,027,000
INDIVIDUAL INCOME TAXES	2,873,958,107	2,726,249,000	2,633,251,000	2,525,560,000	2,370,198,000
CORPORATE INCOME TAXES	278,020,716	438,768,000	261,681,000	228,509,000	196,732,000
GAS & FUELS TAXES	489,687,135	471,088,000	496,220,000	489,913,000	515,832,000
OTHER	858,622,102	1,135,341,000	917,772,000	861,712,000	861,489,000
GAMING	892,336,262	848,880,000	838,500,000	831,227,000	810,424,000
TOBACCO SETTLEMENT	55,649,607	55,983,000	84,250,000	56,496,000	55,407,000
USE OF MONEY & PROPERTY:					
MINERAL RESOURCES	380,152,570	535,214,000	472,835,000	500,790,000	523,808,000
INTEREST INCOME	158,552,738	236,344,000	100,750,000	172,016,000	248,854,000
OTHER	33,936,961	125,660,000	61,791,000	82,604,000	52,656,000
LICENSES, PERMITS & FEES	967,907,795	825,122,000	809,010,000	838,570,000	707,337,000
SALES OF COMMODITIES & SERVICES	996,053,760	863,538,000	876,564,000	948,106,000	916,938,000
OTHER	575,484,763	602,283,000	672,695,000	260,139,000	283,711,000
RESIDUAL DEDICATIONS TO OTHER FUNDS	--	--	--	501,440,000	490,429,000
TOTAL REVENUES	23,013,753,182	23,409,957,000	22,221,259,000	23,645,729,000	24,179,803,000
EXPENDITURES:					
GENERAL GOVERNMENT	2,479,558,237	4,394,824,000	4,064,143,000	4,825,866,000	5,715,901,000
CULTURE, RECREATION & TOURISM	75,276,873	66,026,000	71,382,000	69,162,000	82,009,000
TRANSPORTATION & DEVELOPMENT	504,012,232	454,631,000	439,959,000	435,706,000	428,301,000
PUBLIC SAFETY	1,626,143,096	310,500,000	310,647,000	307,070,000	303,722,000
HEALTH & WELFARE	10,825,666,263	10,174,503,000	10,006,567,000	9,881,978,000	9,671,602,000
CORRECTIONS	682,702,510	597,220,000	624,771,000	601,057,000	620,948,000
YOUTH DEVELOPMENT	85,886,802	103,472,000	98,823,000	110,992,000	125,651,000
CONSERVATION & ENVIRONMENT	287,763,396	240,356,000	275,245,000	247,954,000	259,065,000
EDUCATION	5,888,458,564	5,733,688,000	5,908,328,000	6,196,604,000	6,207,126,000
AGRICULTURE & FORESTRY	80,807,342	--	--	--	--
ECONOMIC DEVELOPMENT	135,704,527	--	--	--	--
MILITARY & VETERANS AFFAIRS	124,968,796	--	--	--	--
WORKFORCE SUPPORT & TRAINING	230,725,657	--	--	--	--
INTERGOVERNMENTAL	--	474,001,000	411,290,000	396,282,000	385,164,000
OTHER EXPENDITURES	--	21,321,000	20,239,000	15,751,000	30,817,000
DEBT SERVICE	411,519,463	402,511,000	369,607,000	379,381,000	368,420,000
RESIDUAL DEDICATIONS TO OTHER FUNDS	261,209,816	763,877,000	247,063,000	--	--
TOTAL EXPENDITURES	23,700,403,574	23,736,930,000	22,848,064,000	23,467,803,000	24,198,726,000
EXCESS(DEFICIENCY) OF REVENUES OVER EXPENDITURES	(686,650,392)	(326,973,000)	(626,805,000)	177,926,000	(18,923,000)
OTHER FINANCING SOURCES (USES):					
PAYMENTS TO REFUNDED BOND ESCROW	(261,604,900)	--	(168,915,000)	(701,526,000)	(528,128,000)
LONG TERM DEBT ISSUED	218,553,000	--	157,855,000	611,490,000	475,135,000
LONG TERM DEBT ISSUED - PREMIUMS	114,052,822	35,383,000	44,052,000	162,279,000	83,353,000
OTHER	1,309,820	24,898,000	221,489,000	--	--
TOTAL OTHER FINANCING SOURCES (USES)	72,310,742	60,281,000	254,481,000	72,243,000	30,360,000
EXCESS(DEFICIENCY) OF REVENUES AND OTHER SOURCES OVER EXPENDITURES AND OTHER USES	(614,339,649)	(266,692,000)	(372,324,000)	250,169,000	11,437,000
FUND BALANCE AT BEGINNING OF YEAR	624,311,570	962,931,000	1,302,426,000	1,011,428,000	964,416,000
RESTATEMENT EFFECT ON BEGINNING FUND BALANCE	(19,966,680)	(71,928,000)	34,884,000	46,395,000	31,416,000
INCREASE/DECREASE IN RESERVE FOR INVENTORY	--	--	(2,055,000)	(5,566,000)	4,159,000
FUND BALANCE AT END OF YEAR	\$ (9,994,760)	\$ 624,311,000	\$ 962,931,000	\$ 1,302,426,000	\$ 1,011,428,000

In all years, for the purpose of this comparison, transfers have been reclassified as revenue/expenditures with interfund elimination and the Fund Balances are restated the following year.
Source: Louisiana Division of Administration

STATE OF LOUISIANA
 COMBINING BALANCE SHEET
 GENERAL FUND AS INCLUDED WITH STATUTORILY DEDICATED FUNDS
 JUNE 30, 2015

	GENERAL FUND (WITHOUT STATUTORILY DEDICATED FUNDS)	2013 AMNESTY COLLECTIONS FUND	ACADEMIC IMPROVEMENT FUND	ADMINISTRATIVE FUND OF THE DEPARTMENT OF INSURANCE
ASSETS:				
CASH & CASH EQUIVALENTS	\$53,440,757.59	\$15,501.00	\$--	\$--
INVESTMENTS	18,729,000.00	--	--	--
RECEIVABLES (NET)	424,188,051.00	--	--	--
DUE FROM OTHER FUNDS	1,716,619,242.43	17,194,473.69	--	783,869.22
AMOUNTS DUE FROM COMPONENT UNITS	47,825,125.87	--	--	--
DUE FROM FEDERAL GOVERNMENT	2,364,952,378.12	--	--	--
INVENTORIES	74,435,164.12	--	--	--
PREPAYMENTS	309,737,411.40	--	--	--
OTHER ASSETS	215.87	--	--	--
TOTAL ASSETS	\$5,009,927,346.40	\$17,209,974.69	\$--	\$783,869.22
LIABILITIES AND FUND BALANCES				
LIABILITIES:				
ACCOUNTS PAYABLE	\$1,130,653,616.08	\$--	\$--	\$--
UNCLAIMED PROPERTY LIABILITY	187,276,330.73	--	--	--
DUE TO OTHER FUNDS	1,286,298,854.60	13,379,238.69	--	713,799.74
AMOUNTS DUE TO COMPONENT UNITS	90,551,079.94	--	--	--
DUE TO FEDERAL GOVERNMENT	597,506,428.57	--	--	--
DUE TO LOCAL GOVERNMENTS	1,282,070,487.84	--	--	--
UNEARNED REVENUES	360,654,895.68	--	--	--
ESTIMATED LIABILITY FOR CLAIMS	78,350,411.91	--	--	--
OTHER LIABILITIES	6,560,001.23	--	--	--
TOTAL LIABILITIES	5,019,922,106.58	13,379,238.69	--	713,799.74
FUND BALANCES:				
NONSPENDABLE	100,429,248.63	--	--	--
RESTRICTED	135,863,018.45	--	--	--
COMMITTED	161,962,237.64	--	--	70,069.48
ASSIGNED	273,567,954.82	--	--	--
UNASSIGNED	(681,817,219.72)	3,830,736.00	--	--
TOTAL FUND BALANCES	(9,994,760.18)	3,830,736.00	--	70,069.48
TOTAL LIABILITIES AND FUND BALANCES	\$5,009,927,346.40	\$17,209,974.69	\$--	\$783,869.22

ADULT PROBATION AND PAROLE OFFICER RETIREMENT FUND	AGRICULTURAL AND SEAFOOD PRODUCTS SUPPORT FUND	AGRICULTURAL COMMODITY COMMISSION SELF-INSURANCE FUND	AGRICULTURAL COMMODITY DEALERS & WAREHOUSE FUND	ALGIERS-CANAL STREET FERRY FUND	ALGIERS ECONOMIC DEVELOPMENT FOUNDATION FUND	AQUATIC PLANT CONTROL FUND	ARCHAEOLOGICAL CURATION FUND
\$3,348,440.96	\$--	\$1,174,777.29	\$588,885.86	\$--	\$24,986.65	\$266,121.83	\$33,462.50
--	--	--	--	--	--	--	--
--	--	--	48,875.99	--	--	7,735.00	751.31
--	--	--	--	--	--	--	--
--	--	--	--	--	--	--	--
--	--	--	--	--	--	--	--
--	--	--	--	--	--	--	--
<u>\$3,348,440.96</u>	<u>\$--</u>	<u>\$1,174,777.29</u>	<u>\$637,761.85</u>	<u>\$--</u>	<u>\$24,986.65</u>	<u>\$273,856.83</u>	<u>\$34,213.81</u>

\$--	\$--	\$--	\$--	\$--	\$--	\$--	\$--
--	--	--	--	--	24,881.24	231,214.50	--
--	--	--	--	--	--	--	--
--	--	--	--	--	--	--	--
--	--	--	--	--	--	--	--
--	--	--	--	--	--	--	--
--	--	--	--	--	--	--	--
--	--	--	--	--	24,881.24	231,214.50	--

--	--	--	--	--	--	--	--
3,348,440.96	--	1,174,777.29	637,761.85	--	105.41	42,642.33	34,213.81
--	--	--	--	--	--	--	--
--	--	--	--	--	--	--	--
<u>3,348,440.96</u>	<u>--</u>	<u>1,174,777.29</u>	<u>637,761.85</u>	<u>--</u>	<u>105.41</u>	<u>42,642.33</u>	<u>34,213.81</u>
<u>\$3,348,440.96</u>	<u>\$--</u>	<u>\$1,174,777.29</u>	<u>\$637,761.85</u>	<u>\$--</u>	<u>\$24,986.65</u>	<u>\$273,856.83</u>	<u>\$34,213.81</u>

STATE OF LOUISIANA
 COMBINING BALANCE SHEET
 GENERAL FUND AS INCLUDED WITH STATUTORILY DEDICATED FUNDS
 JUNE 30, 2015

	ARTIFICIAL REEF DEVELOPMENT FUND	ATCHAFALAYA BASIN CONSERVATION FUND	ATCHAFALAYA DELTA WMA MOORING ACCOUNT	AUDUBON GOLF TRAIL DEVELOPMENT FUND	AUTOMOBILE THEFT AND INSURANCE FRAUD PREVENTION AUTHORITY FUND
ASSETS:					
CASH & CASH EQUIVALENTS	\$5,967,493.19	\$--	\$102,254.00	\$12,000.00	\$135,360.86
INVESTMENTS	11,140,580.00	--	--	--	--
RECEIVABLES (NET)	--	--	--	--	--
DUE FROM OTHER FUNDS	661,019.64	--	--	--	--
AMOUNTS DUE FROM COMPONENT UNITS	--	--	--	--	--
DUE FROM FEDERAL GOVERNMENT	--	--	--	--	--
INVENTORIES	--	--	--	--	--
PREPAYMENTS	--	--	--	--	--
OTHER ASSETS	--	--	--	--	--
TOTAL ASSETS	\$17,769,092.83	\$--	\$102,254.00	\$12,000.00	\$135,360.86
LIABILITIES AND FUND BALANCES					
LIABILITIES:					
ACCOUNTS PAYABLE	\$--	\$--	\$--	\$--	\$--
UNCLAIMED PROPERTY LIABILITY	--	--	--	--	--
DUE TO OTHER FUNDS	294,236.57	--	--	--	128,175.00
AMOUNTS DUE TO COMPONENT UNITS	--	--	--	--	--
DUE TO FEDERAL GOVERNMENT	--	--	--	--	--
DUE TO LOCAL GOVERNMENTS	--	--	--	--	--
UNEARNED REVENUES	--	--	--	--	--
ESTIMATED LIABILITY FOR CLAIMS	--	--	--	--	--
OTHER LIABILITIES	--	--	--	--	--
TOTAL LIABILITIES	294,236.57	--	--	--	128,175.00
FUND BALANCES:					
NONSPENDABLE	--	--	--	--	--
RESTRICTED	17,474,856.26	--	102,254.00	--	--
COMMITTED	--	--	--	12,000.00	7,185.86
ASSIGNED	--	--	--	--	--
UNASSIGNED	--	--	--	--	--
TOTAL FUND BALANCES	17,474,856.26	--	102,254.00	12,000.00	7,185.86
TOTAL LIABILITIES AND FUND BALANCES	\$17,769,092.83	\$--	\$102,254.00	\$12,000.00	\$135,360.86

AVOYELLES PARISH LOCAL GOVERNMENT GAMING MITIGATION FUND	BARRIER ISLAND STABILIZATION AND PRESERVATION FUND	BATTERED WOMEN'S SHELTER FUND	BEAUTIFICATION & IMPROVEMENT OF THE NEW ORLEANS CITY PARK FUND	BEAUTIFICATION PROJECT FOR NEW ORLEANS NEIGHBORHOODS FUND	BLACK BEAR ACCOUNT	BLIND VENDORS TRUST FUND	BOGALUSA HEALTH SERVICES FUND
\$2.00	\$--	\$19,915.05	\$145,773.96	\$217.00	\$317,715.79	\$696,765.92	\$--
--	--	--	--	--	--	--	--
--	--	14,245.01	64,509.20	--	926.00	34,559.49	--
--	--	--	--	--	--	--	--
--	--	--	--	--	--	--	--
--	--	--	--	--	--	--	--
--	--	--	--	--	--	--	--
\$2.00	\$--	\$34,160.06	\$210,283.16	\$217.00	\$318,641.79	\$731,325.41	\$--
\$--	\$--	\$--	\$--	\$--	\$--	\$--	\$--
--	--	18,953.00	46,283.35	--	177.93	12,868.42	--
--	--	--	--	--	--	--	--
--	--	--	--	--	--	--	--
--	--	--	--	--	--	--	--
--	--	--	--	--	--	--	--
--	--	18,953.00	46,283.35	--	177.93	12,868.42	--
--	--	--	--	--	--	--	--
2.00	--	15,207.06	163,999.81	217.00	318,463.86	718,456.99	--
--	--	--	--	--	--	--	--
2.00	--	15,207.06	163,999.81	217.00	318,463.86	718,456.99	--
\$2.00	\$--	\$34,160.06	\$210,283.16	\$217.00	\$318,641.79	\$731,325.41	\$--

STATE OF LOUISIANA
 COMBINING BALANCE SHEET
 GENERAL FUND AS INCLUDED WITH STATUTORILY DEDICATED FUNDS
 JUNE 30, 2015

	BOLL WEEVIL ERADICATION FUND	BROWNSFIELDS CLEANUP REVOLVING LOAN FUND	BUDGET STABILIZATION FUND	CAMP MINDEN FIRE PROTECTION FUND	CARBON DIOXIDE GEOLOGIC STORAGE TRUST FUND
ASSETS:					
CASH & CASH EQUIVALENTS	\$--	\$--	\$469,872,014.56	\$--	\$--
INVESTMENTS	--	--	--	--	--
RECEIVABLES (NET)	--	--	--	--	--
DUE FROM OTHER FUNDS	--	--	--	--	--
AMOUNTS DUE FROM COMPONENT UNITS	--	--	--	--	--
DUE FROM FEDERAL GOVERNMENT	--	--	--	--	--
INVENTORIES	--	--	--	--	--
PREPAYMENTS	--	--	--	--	--
OTHER ASSETS	--	--	--	--	--
TOTAL ASSETS	\$--	\$--	\$469,872,014.56	\$--	\$--
LIABILITIES AND FUND BALANCES					
LIABILITIES:					
ACCOUNTS PAYABLE	\$--	\$--	\$--	\$--	\$--
UNCLAIMED PROPERTY LIABILITY	--	--	--	--	--
DUE TO OTHER FUNDS	--	--	--	--	--
AMOUNTS DUE TO COMPONENT UNITS	--	--	--	--	--
DUE TO FEDERAL GOVERNMENT	--	--	--	--	--
DUE TO LOCAL GOVERNMENTS	--	--	--	--	--
UNEARNED REVENUES	--	--	--	--	--
ESTIMATED LIABILITY FOR CLAIMS	--	--	--	--	--
OTHER LIABILITIES	--	--	--	--	--
TOTAL LIABILITIES	--	--	--	--	--
FUND BALANCES:					
NONSPENDABLE	--	--	--	--	--
RESTRICTED	--	--	469,872,014.56	--	--
COMMITTED	--	--	--	--	--
ASSIGNED	--	--	--	--	--
UNASSIGNED	--	--	--	--	--
TOTAL FUND BALANCES	--	--	469,872,014.56	--	--
TOTAL LIABILITIES AND FUND BALANCES	\$--	\$--	\$469,872,014.56	\$--	\$--

CASINO SUPPORT SERVICES FUND	CENTER OF EXCELLENCE FOR AUTISM SPECTRUM DISORDER FUND	CHILDREN'S TRUST FUND	COASTAL MITIGATION ACCOUNT	COASTAL PROTECTION AND RESTORATION FUND	COASTAL RESOURCES TRUST FUND	COMMUNITY AND FAMILY SUPPORT FUND	COMMUNITY HOSPITAL STABILIZATION FUND
\$18.00	\$--	\$695,015.67	\$3,403,777.20	\$114,329,212.18	\$2,747,530.76	\$245.00	\$12,724,067.00
--	--	--	--	--	--	--	--
--	--	69,980.00	--	31,387,788.83	528.65	--	--
--	--	--	--	13,078,198.00	--	--	--
--	--	--	--	--	--	--	--
--	--	--	--	--	--	--	--
--	--	--	--	--	--	--	--
\$18.00	\$--	\$764,995.67	\$3,403,777.20	\$158,795,199.01	\$2,748,059.41	\$245.00	\$12,724,067.00

\$--	\$--	\$--	\$--	\$--	\$--	\$--	\$--
--	--	325,853.00	900,000.00	17,325,478.62	637,981.32	--	--
--	--	--	--	--	--	--	--
--	--	--	--	--	--	--	--
--	--	--	--	--	--	--	--
--	--	--	--	--	--	--	--
--	--	325,853.00	900,000.00	17,325,478.62	637,981.32	--	--

--	--	--	--	--	--	--	--
18.00	--	439,142.67	2,503,777.20	141,469,720.39	2,110,078.09	245.00	12,724,067.00
--	--	--	--	--	--	--	--
--	--	--	--	--	--	--	--
18.00	--	439,142.67	2,503,777.20	141,469,720.39	2,110,078.09	245.00	12,724,067.00
\$18.00	\$--	\$764,995.67	\$3,403,777.20	\$158,795,199.01	\$2,748,059.41	\$245.00	\$12,724,067.00

STATE OF LOUISIANA
 COMBINING BALANCE SHEET
 GENERAL FUND AS INCLUDED WITH STATUTORILY DEDICATED FUNDS
 JUNE 30, 2015

	COMMUNITY WATER ENRICHMENT FUND	COMPETITIVE CORE GROWTH FUND	COMPULSIVE AND PROBLEM GAMING FUND	CONCEALED HANDGUN PERMIT FUND	CONSERVATION FUND
ASSETS:					
CASH & CASH EQUIVALENTS	\$1,163.10	\$--	\$1,315,296.91	\$3,298,365.00	\$116,691,853.74
INVESTMENTS	--	--	--	--	--
RECEIVABLES (NET)	--	--	--	--	--
DUE FROM OTHER FUNDS	--	--	--	50,833.50	18,644,143.37
AMOUNTS DUE FROM COMPONENT UNITS	--	--	--	--	--
DUE FROM FEDERAL GOVERNMENT	--	--	--	--	--
INVENTORIES	--	--	--	--	--
PREPAYMENTS	--	--	--	--	--
OTHER ASSETS	--	--	--	--	--
TOTAL ASSETS	\$1,163.10	\$--	\$1,315,296.91	\$3,349,198.50	\$135,335,997.11
LIABILITIES AND FUND BALANCES					
LIABILITIES:					
ACCOUNTS PAYABLE	\$--	\$--	\$--	\$--	\$--
UNCLAIMED PROPERTY LIABILITY	--	--	--	--	--
DUE TO OTHER FUNDS	--	--	774,291.67	--	3,181,020.74
AMOUNTS DUE TO COMPONENT UNITS	--	--	--	--	--
DUE TO FEDERAL GOVERNMENT	--	--	--	--	--
DUE TO LOCAL GOVERNMENTS	--	--	--	--	--
UNEARNED REVENUES	--	--	--	--	--
ESTIMATED LIABILITY FOR CLAIMS	--	--	--	--	--
OTHER LIABILITIES	--	--	--	--	--
TOTAL LIABILITIES	--	--	774,291.67	--	3,181,020.74
FUND BALANCES:					
NONSPENDABLE	--	--	--	--	--
RESTRICTED	--	--	--	--	132,154,976.37
COMMITTED	1,163.10	--	541,005.24	3,349,198.50	--
ASSIGNED	--	--	--	--	--
UNASSIGNED	--	--	--	--	--
TOTAL FUND BALANCES	1,163.10	--	541,005.24	3,349,198.50	132,154,976.37
TOTAL LIABILITIES AND FUND BALANCES	\$1,163.10	\$--	\$1,315,296.91	\$3,349,198.50	\$135,335,997.11

CRAB PROMOTION AND MARKETING FUND	CRESCENT CITY AMNESTY REFUND FUND	CRESCENT CITY CONNECTION CAPITAL PROJECTS FUND	CRESCENT CITY CONNECTION TOLL FUND	CRESCENT CITY TRANSITION FUND	CRIME VICTIMS REPARATIONS FUND	CRIMINAL IDENTIFICATION & INFORMATION FUND	DEBT RECOVERY FUND
\$141,454.45	\$128,681.00	\$--	\$--	\$11,629,116.81	\$1,348,027.48	\$250,769.22	\$5,000,877.00
--	--	--	--	--	--	--	--
25.00	--	--	--	--	9,846.03	84,380.30	--
--	--	--	--	--	--	--	--
--	--	--	--	--	--	--	--
--	--	--	--	--	--	--	--
--	--	--	--	--	--	--	--
\$141,479.45	\$128,681.00	\$--	\$--	\$11,629,116.81	\$1,357,873.51	\$335,149.52	\$5,000,877.00
\$--	\$--	\$--	\$--	\$--	\$--	\$--	\$--
--	--	--	--	527,366.20	73,426.23	155,829.68	--
--	--	--	--	--	--	--	--
--	--	--	--	--	--	--	--
--	--	--	--	--	--	--	--
--	--	--	--	--	--	--	--
--	--	--	--	527,366.20	73,426.23	155,829.68	--
--	--	--	--	--	--	--	--
141,479.45	128,681.00	--	--	11,101,750.61	1,284,447.28	179,319.84	--
--	--	--	--	--	--	--	--
--	--	--	--	--	--	--	5,000,877.00
141,479.45	128,681.00	--	--	11,101,750.61	1,284,447.28	179,319.84	5,000,877.00
\$141,479.45	\$128,681.00	\$--	\$--	\$11,629,116.81	\$1,357,873.51	\$335,149.52	\$5,000,877.00

STATE OF LOUISIANA
 COMBINING BALANCE SHEET
 GENERAL FUND AS INCLUDED WITH STATUTORILY DEDICATED FUNDS
 JUNE 30, 2015

	DEEPWATER HORIZON ECONOMIC DAMAGES COLLECTION FUND	DEPARTMENT OF HEALTH & HOSPITALS' FACILITY SUPPORT FUND	DEPARTMENT OF JUSTICE DEBT COLLECTION FUND	DEPARTMENT OF JUSTICE LEGAL SUPPORT FUND
ASSETS:				
CASH & CASH EQUIVALENTS	\$--	\$--	\$708,043.96	\$7,496.90
INVESTMENTS	--	--	--	--
RECEIVABLES (NET)	--	--	--	--
DUE FROM OTHER FUNDS	--	--	325,288.87	4,728,200.24
AMOUNTS DUE FROM COMPONENT UNITS	--	--	--	--
DUE FROM FEDERAL GOVERNMENT	--	--	--	--
INVENTORIES	--	--	--	--
PREPAYMENTS	--	--	--	--
OTHER ASSETS	--	--	--	--
TOTAL ASSETS	\$--	\$--	\$1,033,332.83	\$4,735,697.14
LIABILITIES AND FUND BALANCES				
LIABILITIES:				
ACCOUNTS PAYABLE	\$--	\$--	\$--	\$--
UNCLAIMED PROPERTY LIABILITY	--	--	--	--
DUE TO OTHER FUNDS	--	--	50,000.00	--
AMOUNTS DUE TO COMPONENT UNITS	--	--	--	--
DUE TO FEDERAL GOVERNMENT	--	--	--	--
DUE TO LOCAL GOVERNMENTS	--	--	--	--
UNEARNED REVENUES	--	--	--	--
ESTIMATED LIABILITY FOR CLAIMS	--	--	--	--
OTHER LIABILITIES	--	--	--	--
TOTAL LIABILITIES	--	--	50,000.00	--
FUND BALANCES:				
NONSPENDABLE	--	--	--	--
RESTRICTED	--	--	--	--
COMMITTED	--	--	983,332.83	4,735,697.14
ASSIGNED	--	--	--	--
UNASSIGNED	--	--	--	--
TOTAL FUND BALANCES	--	--	983,332.83	4,735,697.14
TOTAL LIABILITIES AND FUND BALANCES	\$--	\$--	\$1,033,332.83	\$4,735,697.14

DEPARTMENT OF PUBLIC SAFETY PEACE OFFICERS FUND	DEPARTMENT OF REVENUE ALCOHOL & TOBACCO CONTROL OFFICERS FUND	DERELICT CRAB TRAP REMOVAL PROGRAM ACCOUNT	DISABILITY AFFAIRS TRUST FUND	DNA TESTING POST- CONVICTION RELIEF FOR INDIGENTS FUND	DRUG ABUSE EDUCATION & TREATMENT FUND	EARLY LEARNING CENTER LICENSING TRUST FUND	EMERGENCY MEDICAL TECHNICIAN FUND
\$--	\$523,094.65	\$171,194.59	\$145,621.77	\$13,681.69	\$366,006.18	\$--	\$51,609.25
--	--	--	--	--	--	--	--
--	--	--	--	--	--	--	--
29,750.00	24,329.94	3,890.00	9,873.62	--	479.88	--	144.00
--	--	--	--	--	--	--	--
--	--	--	--	--	--	--	--
--	--	--	--	--	--	--	--
--	--	--	--	--	--	--	--
<u>\$29,750.00</u>	<u>\$547,424.59</u>	<u>\$175,084.59</u>	<u>\$155,495.39</u>	<u>\$13,681.69</u>	<u>\$366,486.06</u>	<u>\$--</u>	<u>\$51,753.25</u>

\$--	\$--	\$--	\$--	\$--	\$--	\$--	\$--
--	--	--	--	--	--	--	--
29,750.00	--	7.07	251.87	--	44,864.39	--	--
--	--	--	--	--	--	--	--
--	--	--	--	--	--	--	--
--	--	--	--	--	--	--	--
--	--	--	--	--	--	--	--
<u>29,750.00</u>	<u>--</u>	<u>7.07</u>	<u>251.87</u>	<u>--</u>	<u>44,864.39</u>	<u>--</u>	<u>--</u>

--	--	--	--	--	--	--	--
--	--	175,077.52	--	--	--	--	--
--	547,424.59	--	155,243.52	13,681.69	321,621.67	--	51,753.25
--	--	--	--	--	--	--	--
--	--	--	--	--	--	--	--
<u>--</u>	<u>547,424.59</u>	<u>175,077.52</u>	<u>155,243.52</u>	<u>13,681.69</u>	<u>321,621.67</u>	<u>--</u>	<u>51,753.25</u>
<u>\$29,750.00</u>	<u>\$547,424.59</u>	<u>\$175,084.59</u>	<u>\$155,495.39</u>	<u>\$13,681.69</u>	<u>\$366,486.06</u>	<u>\$--</u>	<u>\$51,753.25</u>

STATE OF LOUISIANA
 COMBINING BALANCE SHEET
 GENERAL FUND AS INCLUDED WITH STATUTORILY DEDICATED FUNDS
 JUNE 30, 2015

	ENERGY PERFORMANCE CONTRACT FUND	ENFORCEMENT EMERGENCY SITUATION RESPONSE ACCOUNT	ENTERTAINMENT PROMOTION AND MARKETING FUND	ENVIRONMENTAL TRUST FUND
ASSETS:				
CASH & CASH EQUIVALENTS	\$317,880.86	\$233,685.17	\$236,895.85	\$6,741,050.65
INVESTMENTS	--	--	--	--
RECEIVABLES (NET)	--	--	--	232,116.63
DUE FROM OTHER FUNDS	--	--	453.20	8,371,953.08
AMOUNTS DUE FROM COMPONENT UNITS	--	--	--	--
DUE FROM FEDERAL GOVERNMENT	--	--	--	--
INVENTORIES	--	--	--	--
PREPAYMENTS	--	--	--	--
OTHER ASSETS	--	--	--	--
TOTAL ASSETS	\$317,880.86	\$233,685.17	\$237,349.05	\$15,345,120.36
LIABILITIES AND FUND BALANCES				
LIABILITIES:				
ACCOUNTS PAYABLE	\$--	\$--	\$--	\$--
UNCLAIMED PROPERTY LIABILITY	--	--	--	--
DUE TO OTHER FUNDS	6,443.86	--	112,610.52	2,672.76
AMOUNTS DUE TO COMPONENT UNITS	--	--	--	--
DUE TO FEDERAL GOVERNMENT	--	--	--	--
DUE TO LOCAL GOVERNMENTS	--	--	--	--
UNEARNED REVENUES	--	--	--	--
ESTIMATED LIABILITY FOR CLAIMS	--	--	--	--
OTHER LIABILITIES	--	--	--	--
TOTAL LIABILITIES	6,443.86	--	112,610.52	2,672.76
FUND BALANCES:				
NONSPENDABLE	--	--	--	--
RESTRICTED	--	233,685.17	--	--
COMMITTED	311,437.00	--	124,738.53	15,342,447.60
ASSIGNED	--	--	--	--
UNASSIGNED	--	--	--	--
TOTAL FUND BALANCES	311,437.00	233,685.17	124,738.53	15,342,447.60
TOTAL LIABILITIES AND FUND BALANCES	\$317,880.86	\$233,685.17	\$237,349.05	\$15,345,120.36

EQUINE HEALTH STUDIES PROGRAM FUND	EVANGELINE PARISH RECREATION DISTRICT SUPPORT FUND	EXPLOITED CHILDREN'S SPECIAL FUND	EXPLOSIVES TRUST FUND	FEED AND FERTILIZER FUND	FEMA REIMBURSEMENT FUND	FIRE INSURANCE FUND	FISCAL ADMINISTRATOR REVOLVING LOAN FUND
\$--	\$--	\$--	\$132,602.43	\$1,329,096.94	\$51.04	\$384,039.17	\$--
--	--	--	--	--	--	--	--
--	--	--	--	664,624.21	--	--	--
--	--	--	1,450.00	--	--	--	--
--	--	--	--	--	--	--	--
--	--	--	--	--	--	--	--
--	--	--	--	--	--	--	--
--	--	--	--	--	--	--	--
\$--	\$--	\$--	\$134,052.43	\$1,993,721.15	\$51.04	\$384,039.17	\$--

\$--	\$--	\$--	\$--	\$348,661.37	\$--	\$--	\$--
--	--	--	--	--	--	--	--
--	--	--	--	--	--	384,039.17	--
--	--	--	--	--	--	--	--
--	--	--	--	--	--	--	--
--	--	--	--	--	--	--	--
--	--	--	--	--	--	--	--
--	--	--	--	348,661.37	--	384,039.17	--

--	--	--	--	--	--	--	--
--	--	--	134,052.43	1,645,059.78	51.04	--	--
--	--	--	--	--	--	--	--
--	--	--	--	--	--	--	--
--	--	--	134,052.43	1,645,059.78	51.04	--	--
\$--	\$--	\$--	\$134,052.43	\$1,993,721.15	\$51.04	\$384,039.17	\$--

STATE OF LOUISIANA
 COMBINING BALANCE SHEET
 GENERAL FUND AS INCLUDED WITH STATUTORILY DEDICATED FUNDS
 JUNE 30, 2015

	FISH AND WILDLIFE VIOLATIONS REWARD FUND	FISHERMEN'S GEAR COMPENSATION FUND	FMAP STABILIZATION FUND	FOREST PROTECTION FUND	FORESTRY PRODUCTIVITY FUND
ASSETS:					
CASH & CASH EQUIVALENTS	\$675.84	\$783,176.67	\$--	\$392,824.49	\$6,249,038.19
INVESTMENTS	--	--	--	--	--
RECEIVABLES (NET)	--	--	--	--	--
DUE FROM OTHER FUNDS	24.00	17,000.00	--	670.46	180,092.03
AMOUNTS DUE FROM COMPONENT UNITS	--	--	--	--	--
DUE FROM FEDERAL GOVERNMENT	--	--	--	--	--
INVENTORIES	--	--	--	--	--
PREPAYMENTS	--	--	--	--	--
OTHER ASSETS	--	--	--	--	--
TOTAL ASSETS	\$699.84	\$800,176.67	\$--	\$393,494.95	\$6,429,130.22
LIABILITIES AND FUND BALANCES					
LIABILITIES:					
ACCOUNTS PAYABLE	\$--	\$--	\$--	\$--	\$--
UNCLAIMED PROPERTY LIABILITY	--	--	--	--	--
DUE TO OTHER FUNDS	--	108,487.60	--	393,494.95	39,761.35
AMOUNTS DUE TO COMPONENT UNITS	--	--	--	--	--
DUE TO FEDERAL GOVERNMENT	--	--	--	--	--
DUE TO LOCAL GOVERNMENTS	--	--	--	--	--
UNEARNED REVENUES	--	--	--	--	--
ESTIMATED LIABILITY FOR CLAIMS	--	--	--	--	--
OTHER LIABILITIES	--	--	--	--	--
TOTAL LIABILITIES	--	108,487.60	--	393,494.95	39,761.35
FUND BALANCES:					
NONSPENDABLE	--	--	--	--	--
RESTRICTED	--	--	--	--	--
COMMITTED	699.84	691,689.07	--	--	6,389,368.87
ASSIGNED	--	--	--	--	--
UNASSIGNED	--	--	--	--	--
TOTAL FUND BALANCES	699.84	691,689.07	--	--	6,389,368.87
TOTAL LIABILITIES AND FUND BALANCES	\$699.84	\$800,176.67	\$--	\$393,494.95	\$6,429,130.22

FRAUD DETECTION FUND	FRIENDS OF NORD FUND	FUND FOR LOUISIANANS IN NEED OF CIVIL LEGAL ASSISTANCE	FUTURE MEDICAL CARE FUND	GEAUX PASS TRANSITION FUND	GRAIN AND COTTON INDEMNITY FUND	GREATER NEW ORLEANS SPORTS FOUNDATION FUND	HAZARDOUS MATERIALS EMERGENCY RESPONSE FUND
\$1,287,640.32	\$100,843.00	\$--	\$8,924,543.15	\$1,590,575.85	\$3,395,941.06	\$43.91	\$17,040.43
--	--	--	--	--	--	--	--
--	--	--	--	--	--	--	--
428,918.37	--	--	1,137,192.85	--	13,498.21	--	3,500.00
--	--	--	--	--	--	--	--
--	--	--	--	--	--	--	--
--	--	--	--	--	--	--	--
--	--	--	--	--	--	--	--
<u>\$1,716,558.69</u>	<u>\$100,843.00</u>	<u>\$--</u>	<u>\$10,061,736.00</u>	<u>\$1,590,575.85</u>	<u>\$3,409,439.27</u>	<u>\$43.91</u>	<u>\$20,540.43</u>

\$--	\$--	\$--	\$--	\$--	\$--	\$--	\$--
--	--	--	--	--	--	--	--
3,595.00	--	--	--	--	--	--	7,704.96
--	--	--	--	--	--	--	--
--	--	--	--	--	--	--	--
--	--	--	--	--	--	--	--
--	--	--	--	--	--	--	--
<u>3,595.00</u>	<u>--</u>	<u>--</u>	<u>--</u>	<u>--</u>	<u>--</u>	<u>--</u>	<u>7,704.96</u>

--	--	--	--	--	--	--	--
--	--	--	--	--	--	--	--
1,712,963.69	100,843.00	--	10,061,736.00	1,590,575.85	3,409,439.27	43.91	12,835.47
--	--	--	--	--	--	--	--
--	--	--	--	--	--	--	--
<u>1,712,963.69</u>	<u>100,843.00</u>	<u>--</u>	<u>10,061,736.00</u>	<u>1,590,575.85</u>	<u>3,409,439.27</u>	<u>43.91</u>	<u>12,835.47</u>
<u>\$1,716,558.69</u>	<u>\$100,843.00</u>	<u>\$--</u>	<u>\$10,061,736.00</u>	<u>\$1,590,575.85</u>	<u>\$3,409,439.27</u>	<u>\$43.91</u>	<u>\$20,540.43</u>

STATE OF LOUISIANA
 COMBINING BALANCE SHEET
 GENERAL FUND AS INCLUDED WITH STATUTORILY DEDICATED FUNDS
 JUNE 30, 2015

	HAZARDOUS WASTE SITE CLEANUP FUND	HEALTH CARE FACILITY FUND	HEALTH CARE REDESIGN FUND	HEALTH TRUST FUND	HELP LOUISIANA VOTE FUND
ASSETS:					
CASH & CASH EQUIVALENTS	\$4,271,646.01	\$384,997.53	\$3,478.00	\$11,136,548.49	\$189,891.16
INVESTMENTS	--	--	--	--	--
RECEIVABLES (NET)	444,004.51	--	--	--	8.32
DUE FROM OTHER FUNDS	1,021,605.79	5,150.00	--	47,965.10	--
AMOUNTS DUE FROM COMPONENT UNITS	--	--	--	--	--
DUE FROM FEDERAL GOVERNMENT	--	--	--	--	14,670.79
INVENTORIES	--	--	--	--	--
PREPAYMENTS	--	--	--	--	--
OTHER ASSETS	--	--	--	--	--
TOTAL ASSETS	\$5,737,256.31	\$390,147.53	\$3,478.00	\$11,184,513.59	\$204,570.27
LIABILITIES AND FUND BALANCES					
LIABILITIES:					
ACCOUNTS PAYABLE	\$--	\$--	\$--	\$--	\$--
UNCLAIMED PROPERTY LIABILITY	--	--	--	--	--
DUE TO OTHER FUNDS	559,516.83	--	--	--	14,683.49
AMOUNTS DUE TO COMPONENT UNITS	--	--	--	--	--
DUE TO FEDERAL GOVERNMENT	--	--	--	--	--
DUE TO LOCAL GOVERNMENTS	--	--	--	--	--
UNEARNED REVENUES	--	--	--	--	--
ESTIMATED LIABILITY FOR CLAIMS	--	--	--	--	--
OTHER LIABILITIES	--	--	--	--	--
TOTAL LIABILITIES	559,516.83	--	--	--	14,683.49
FUND BALANCES:					
NONSPENDABLE	--	--	--	--	--
RESTRICTED	--	--	--	--	--
COMMITTED	5,177,739.48	390,147.53	3,478.00	11,184,513.59	189,886.78
ASSIGNED	--	--	--	--	--
UNASSIGNED	--	--	--	--	--
TOTAL FUND BALANCES	5,177,739.48	390,147.53	3,478.00	11,184,513.59	189,886.78
TOTAL LIABILITIES AND FUND BALANCES	\$5,737,256.31	\$390,147.53	\$3,478.00	\$11,184,513.59	\$204,570.27

HIGHER EDUCATION INITIATIVES FUND	HIGHER EDUCATION LOUISIANA PARTNERSHIP FUND	HOME HEALTH AGENCY TRUST FUND	HORTICULTURE AND QUARANTINE FUND	HOSPITAL STABILIZATION FUND	HUNTERS FOR THE HUNGRY ACCOUNT	INCENTIVE FUND	INDUSTRIALIZED BUILDING PROGRAM FUND
\$29.36	\$--	\$--	\$13,201.50	\$--	\$8,814.00	\$--	\$144,853.49
--	--	--	--	--	--	--	--
--	--	--	85,255.01	--	226.00	--	7,275.71
--	--	--	--	--	--	--	--
--	--	--	--	--	--	--	--
--	--	--	--	--	--	--	--
--	--	--	--	--	--	--	--
\$29.36	\$--	\$--	\$98,456.51	\$--	\$9,040.00	\$--	\$152,129.20
\$--	\$--	\$--	\$--	\$--	\$--	\$--	\$--
--	--	--	98,456.51	--	1,040.00	--	20,318.13
--	--	--	--	--	--	--	--
--	--	--	--	--	--	--	--
--	--	--	--	--	--	--	--
--	--	--	--	--	--	--	--
--	--	--	98,456.51	--	1,040.00	--	20,318.13
--	--	--	--	--	--	--	--
29.36	--	--	--	--	8,000.00	--	131,811.07
--	--	--	--	--	--	--	--
--	--	--	--	--	--	--	--
29.36	--	--	--	--	8,000.00	--	131,811.07
\$29.36	\$--	\$--	\$98,456.51	\$--	\$9,040.00	\$--	\$152,129.20

STATE OF LOUISIANA
 COMBINING BALANCE SHEET
 GENERAL FUND AS INCLUDED WITH STATUTORILY DEDICATED FUNDS
 JUNE 30, 2015

	INNOCENCE COMPENSATION FUND	INSURANCE FRAUD INVESTIGATION FUND	INSURANCE VERIFICATION SYSTEM FUND	JUDGES' SUPPLEMENTAL COMPENSATION FUND
ASSETS:				
CASH & CASH EQUIVALENTS	\$54,377.46	\$667,920.26	\$1,601,791.00	\$414,237.93
INVESTMENTS	--	--	--	--
RECEIVABLES (NET)	--	--	--	--
DUE FROM OTHER FUNDS	--	--	634,166.50	--
AMOUNTS DUE FROM COMPONENT UNITS	--	--	--	--
DUE FROM FEDERAL GOVERNMENT	--	--	--	--
INVENTORIES	--	--	--	--
PREPAYMENTS	--	--	--	--
OTHER ASSETS	--	--	--	--
TOTAL ASSETS	\$54,377.46	\$667,920.26	\$2,235,957.50	\$414,237.93
LIABILITIES AND FUND BALANCES				
LIABILITIES:				
ACCOUNTS PAYABLE	\$--	\$--	\$--	\$410,000.00
UNCLAIMED PROPERTY LIABILITY	--	--	--	--
DUE TO OTHER FUNDS	50,000.00	667,559.15	1,983,377.50	--
AMOUNTS DUE TO COMPONENT UNITS	--	--	--	--
DUE TO FEDERAL GOVERNMENT	--	--	--	--
DUE TO LOCAL GOVERNMENTS	--	--	--	--
UNEARNED REVENUES	--	--	--	--
ESTIMATED LIABILITY FOR CLAIMS	--	--	--	--
OTHER LIABILITIES	--	--	--	--
TOTAL LIABILITIES	50,000.00	667,559.15	1,983,377.50	410,000.00
FUND BALANCES:				
NONSPENDABLE	--	--	--	--
RESTRICTED	--	--	--	--
COMMITTED	4,377.46	361.11	252,580.00	4,237.93
ASSIGNED	--	--	--	--
UNASSIGNED	--	--	--	--
TOTAL FUND BALANCES	4,377.46	361.11	252,580.00	4,237.93
TOTAL LIABILITIES AND FUND BALANCES	\$54,377.46	\$667,920.26	\$2,235,957.50	\$414,237.93

JUVENILE DETENTION LICENSING TRUST FUND	KEEP LOUISIANA BEAUTIFUL FUND	LEAD HAZARD REDUCTION FUND	LEGISLATIVE CAPITOL TECHNOLOGY ENHANCEMENT FUND	LIFETIME LICENSE ENDOWMENT TRUST FUND	LIQUEFIED PETROLEUM GAS COMMISSION RAINY DAY FUND	LITTER ABATEMENT AND EDUCATION ACCOUNT	LIVESTOCK BRAND COMMISSION FUND
\$--	\$167.50	\$28,640.63	\$--	\$599,140.00	\$--	\$349,299.31	\$30,657.55
--	--	--	--	19,456,624.50	--	--	--
--	--	--	--	--	--	--	--
--	--	400.00	--	8,560.00	170,771.79	18,105.42	100.00
--	--	--	--	--	--	--	--
--	--	--	--	--	--	--	--
--	--	--	--	--	--	--	--
--	--	--	--	--	--	--	--
\$--	\$167.50	\$29,040.63	\$--	\$20,064,324.50	\$170,771.79	\$367,404.73	\$30,757.55

\$--	\$--	\$--	\$--	\$--	\$--	\$--	\$--
--	--	--	--	--	--	--	--
--	--	25,746.63	--	77,897.00	133,327.65	313,377.00	--
--	--	--	--	--	--	--	--
--	--	--	--	--	--	--	--
--	--	--	--	--	--	--	--
--	--	--	--	--	--	--	--
--	--	25,746.63	--	77,897.00	133,327.65	313,377.00	--

--	--	--	--	--	--	--	--
--	--	--	--	19,986,427.50	--	54,027.73	--
--	167.50	3,294.00	--	--	37,444.14	--	30,757.55
--	--	--	--	--	--	--	--
--	--	--	--	--	--	--	--
--	167.50	3,294.00	--	19,986,427.50	37,444.14	54,027.73	30,757.55
\$--	\$167.50	\$29,040.63	\$--	\$20,064,324.50	\$170,771.79	\$367,404.73	\$30,757.55

STATE OF LOUISIANA
 COMBINING BALANCE SHEET
 GENERAL FUND AS INCLUDED WITH STATUTORILY DEDICATED FUNDS
 JUNE 30, 2015

	LOTTERY PROCEEDS FUND	LOUISIANA AGRICULTURAL FINANCE AUTHORITY FUND	LOUISIANA ALLIGATOR RESOURCE FUND	LOUISIANA ANIMAL WELFARE FUND	LOUISIANA BIKE AND PEDESTRIAN SAFETY FUND
ASSETS:					
CASH & CASH EQUIVALENTS	\$71,517,602.00	\$5,212.00	\$3,654,714.71	\$11,296.21	\$6,456.50
INVESTMENTS	--	--	--	--	--
RECEIVABLES (NET)	--	--	--	(5,290.79)	--
DUE FROM OTHER FUNDS	38,023,740.00	--	12,611.00	--	150.00
AMOUNTS DUE FROM COMPONENT UNITS	--	--	--	--	--
DUE FROM FEDERAL GOVERNMENT	--	--	--	--	--
INVENTORIES	--	--	--	--	--
PREPAYMENTS	--	--	--	--	--
OTHER ASSETS	--	--	--	--	--
TOTAL ASSETS	\$109,541,342.00	\$5,212.00	\$3,667,325.71	\$6,005.42	\$6,606.50
LIABILITIES AND FUND BALANCES					
LIABILITIES:					
ACCOUNTS PAYABLE	\$--	\$--	\$--	\$--	\$--
UNCLAIMED PROPERTY LIABILITY	--	--	--	--	--
DUE TO OTHER FUNDS	--	--	189,512.26	--	--
AMOUNTS DUE TO COMPONENT UNITS	--	--	--	--	--
DUE TO FEDERAL GOVERNMENT	--	--	--	--	--
DUE TO LOCAL GOVERNMENTS	--	--	--	--	--
UNEARNED REVENUES	--	--	--	--	--
ESTIMATED LIABILITY FOR CLAIMS	--	--	--	--	--
OTHER LIABILITIES	--	--	--	--	--
TOTAL LIABILITIES	--	--	189,512.26	--	--
FUND BALANCES:					
NONSPENDABLE	--	--	--	--	--
RESTRICTED	109,541,342.00	--	3,477,813.45	6,005.42	--
COMMITTED	--	5,212.00	--	--	6,606.50
ASSIGNED	--	--	--	--	--
UNASSIGNED	--	--	--	--	--
TOTAL FUND BALANCES	109,541,342.00	5,212.00	3,477,813.45	6,005.42	6,606.50
TOTAL LIABILITIES AND FUND BALANCES	\$109,541,342.00	\$5,212.00	\$3,667,325.71	\$6,005.42	\$6,606.50

LOUISIANA BUY LOCAL PURCHASE INCENTIVE PROGRAM FUND	LOUISIANA CHARTER SCHOOL STARTUP LOAN FUND	LOUISIANA DUCK LICENSE, STAMP, & PRINT FUND	LOUISIANA ECONOMIC DEVELOPMENT FUND	LOUISIANA EMERGENCY RESPONSE NETWORK FUND	LOUISIANA FILMMAKERS GRANT FUND	LOUISIANA FIRE MARSHAL FUND	LOUISIANA FUND
\$--	\$103,633.38	\$3,786,631.18	\$2,394,286.89	\$--	\$--	\$104,540.76	\$225,507.92
--	--	--	--	--	--	--	--
--	212,301.00	2,455.00	2,000,236.22	--	--	1,014,750.36	278,907.28
--	--	--	--	--	--	--	--
--	--	--	--	--	--	--	--
--	--	--	--	--	--	--	--
--	--	--	--	--	--	--	--
\$--	\$315,934.38	\$3,789,086.18	\$4,394,523.11	\$--	\$--	\$1,119,291.12	\$504,415.20
\$--	\$--	\$--	\$--	\$--	\$--	\$--	\$--
--	--	218,327.06	321,516.01	--	--	841,116.12	225,440.72
--	--	--	--	--	--	--	--
--	--	--	--	--	--	--	--
--	--	--	--	--	--	--	--
--	--	--	--	--	--	--	--
--	--	218,327.06	321,516.01	--	--	841,116.12	225,440.72
--	--	--	--	--	--	--	--
--	315,934.38	3,570,759.12	4,073,007.10	--	--	278,175.00	278,974.48
--	--	--	--	--	--	--	--
--	--	--	--	--	--	--	--
--	315,934.38	3,570,759.12	4,073,007.10	--	--	278,175.00	278,974.48
\$--	\$315,934.38	\$3,789,086.18	\$4,394,523.11	\$--	\$--	\$1,119,291.12	\$504,415.20

STATE OF LOUISIANA
 COMBINING BALANCE SHEET
 GENERAL FUND AS INCLUDED WITH STATUTORILY DEDICATED FUNDS
 JUNE 30, 2015

	LOUISIANA FUR PUBLIC EDUCATION & MARKETING FUND	LOUISIANA HELP OUR WILDLIFE FUND	LOUISIANA HIGHWAY SAFETY FUND	LOUISIANA INDIGENT PARENT REPRESENTATION PROGRAM FUND	LOUISIANA INTEROPERABILITY FUND
ASSETS:					
CASH & CASH EQUIVALENTS	\$470,357.31	\$27,501.60	\$153,106.00	\$6,866.34	\$455,207.55
INVESTMENTS	--	--	--	--	--
RECEIVABLES (NET)	--	--	--	--	--
DUE FROM OTHER FUNDS	760.00	756.83	--	--	--
AMOUNTS DUE FROM COMPONENT UNITS	--	--	--	--	--
DUE FROM FEDERAL GOVERNMENT	--	--	--	--	--
INVENTORIES	--	--	--	--	--
PREPAYMENTS	--	--	--	--	--
OTHER ASSETS	--	--	--	--	--
TOTAL ASSETS	\$471,117.31	\$28,258.43	\$153,106.00	\$6,866.34	\$455,207.55
LIABILITIES AND FUND BALANCES					
LIABILITIES:					
ACCOUNTS PAYABLE	\$--	\$--	\$--	\$--	\$--
UNCLAIMED PROPERTY LIABILITY	--	--	--	--	--
DUE TO OTHER FUNDS	1,727.69	--	--	--	--
AMOUNTS DUE TO COMPONENT UNITS	--	--	--	--	--
DUE TO FEDERAL GOVERNMENT	--	--	--	--	--
DUE TO LOCAL GOVERNMENTS	--	--	--	--	--
UNEARNED REVENUES	--	--	--	--	--
ESTIMATED LIABILITY FOR CLAIMS	--	--	--	--	--
OTHER LIABILITIES	--	--	--	--	--
TOTAL LIABILITIES	1,727.69	--	--	--	--
FUND BALANCES:					
NONSPENDABLE	--	--	--	--	--
RESTRICTED	--	28,258.43	--	--	--
COMMITTED	469,389.62	--	153,106.00	6,866.34	455,207.55
ASSIGNED	--	--	--	--	--
UNASSIGNED	--	--	--	--	--
TOTAL FUND BALANCES	469,389.62	28,258.43	153,106.00	6,866.34	455,207.55
TOTAL LIABILITIES AND FUND BALANCES	\$471,117.31	\$28,258.43	\$153,106.00	\$6,866.34	\$455,207.55

LOUISIANA LIFE SAFETY AND PROPERTY PROTECTION TRUST FUND	LOUISIANA MANUFACTURED HOUSING COMMISSION FUND	LOUISIANA MEDICAL ASSISTANCE TRUST FUND	LOUISIANA MEGA-PROJECT DEVELOPMENT FUND	LOUISIANA MILITARY FAMILY ASSISTANCE FUND	LOUISIANA PUBLIC DEFENDER FUND	LOUISIANA STADIUM & EXPOSITION DISTRICT LICENSE PLATE FUND	LOUISIANA STATE PARKS IMPROVEMENT & REPAIR FUND
\$110,909.80	\$245,702.94	\$11,635,638.31	\$10,385,759.07	\$690,805.44	\$2,063,037.43	\$81,904.15	\$2,972,527.31
--	--	--	--	--	--	--	--
--	--	--	--	9,209.03	--	--	--
--	140.00	28,114,668.21	1,490,171.43	75.00	--	14,968.83	844,212.01
--	--	--	--	--	--	--	--
--	--	--	--	--	--	--	--
--	--	--	--	--	--	--	--
--	--	--	--	--	--	--	--
\$110,909.80	\$245,842.94	\$39,750,306.52	\$11,875,930.50	\$700,089.47	\$2,063,037.43	\$96,872.98	\$3,816,739.32

\$--	\$--	\$--	\$--	\$--	\$--	\$--	\$--
--	--	--	--	--	--	--	--
110,909.80	245,842.94	12,048,371.52	--	--	1,120,784.98	--	245,361.09
--	--	--	--	--	--	--	--
--	--	--	--	--	--	--	--
--	--	--	--	--	--	--	--
--	--	--	--	--	--	--	--
110,909.80	245,842.94	12,048,371.52	--	--	1,120,784.98	--	245,361.09

--	--	--	--	--	--	--	--
--	--	27,701,935.00	--	700,089.47	--	--	--
--	--	--	11,875,930.50	--	942,252.45	96,872.98	3,571,378.23
--	--	--	--	--	--	--	--
--	--	--	--	--	--	--	--
--	--	27,701,935.00	11,875,930.50	700,089.47	942,252.45	96,872.98	3,571,378.23
\$110,909.80	\$245,842.94	\$39,750,306.52	\$11,875,930.50	\$700,089.47	\$2,063,037.43	\$96,872.98	\$3,816,739.32

STATE OF LOUISIANA
 COMBINING BALANCE SHEET
 GENERAL FUND AS INCLUDED WITH STATUTORILY DEDICATED FUNDS
 JUNE 30, 2015

	LOUISIANA STATE POLICE SALARY FUND	LOUISIANA TOWING & STORING FUND	LOUISIANA WILD TURKEY STAMP FUND	LTRC TRANSPORTATION TRAINING AND EDUCATION CENTER FUND	MAJOR EVENTS FUND
ASSETS:					
CASH & CASH EQUIVALENTS	\$--	\$57,932.41	\$659,454.08	\$1,535,578.23	\$--
INVESTMENTS	--	--	--	--	--
RECEIVABLES (NET)	--	--	--	--	--
DUE FROM OTHER FUNDS	15,600,000.00	150,221.26	357.50	1,840.00	--
AMOUNTS DUE FROM COMPONENT UNITS	--	--	--	--	--
DUE FROM FEDERAL GOVERNMENT	--	--	--	--	--
INVENTORIES	--	--	--	--	--
PREPAYMENTS	--	--	--	--	--
OTHER ASSETS	--	--	--	--	--
TOTAL ASSETS	\$15,600,000.00	\$208,153.67	\$659,811.58	\$1,537,418.23	\$--
LIABILITIES AND FUND BALANCES					
LIABILITIES:					
ACCOUNTS PAYABLE	\$--	\$--	\$--	\$--	\$--
UNCLAIMED PROPERTY LIABILITY	--	--	--	--	--
DUE TO OTHER FUNDS	15,600,000.00	--	22,809.00	363,648.00	--
AMOUNTS DUE TO COMPONENT UNITS	--	--	--	--	--
DUE TO FEDERAL GOVERNMENT	--	--	--	--	--
DUE TO LOCAL GOVERNMENTS	--	--	--	--	--
UNEARNED REVENUES	--	--	--	--	--
ESTIMATED LIABILITY FOR CLAIMS	--	--	--	--	--
OTHER LIABILITIES	--	--	--	--	--
TOTAL LIABILITIES	15,600,000.00	--	22,809.00	363,648.00	--
FUND BALANCES:					
NONSPENDABLE	--	--	--	--	--
RESTRICTED	--	--	637,002.58	--	--
COMMITTED	--	208,153.67	--	1,173,770.23	--
ASSIGNED	--	--	--	--	--
UNASSIGNED	--	--	--	--	--
TOTAL FUND BALANCES	--	208,153.67	637,002.58	1,173,770.23	--
TOTAL LIABILITIES AND FUND BALANCES	\$15,600,000.00	\$208,153.67	\$659,811.58	\$1,537,418.23	\$--

MARKETING FUND	MC DAVIS CONSERVATION FUND	MEDICAID TRUST FUND FOR THE ELDERLY	MEDICAL & ALLIED HEALTH PROFESSIONAL EDUCATION SCHOLARSHIP & LOAN FUND	MEDICAL ASSISTANCE PROGRAMS FRAUD DETECTION FUND	MEDIFUND	MILLENNIUM LEVERAGE FUND	MINERAL AND ENERGY OPERATION FUND
\$27,939.66	\$305,695.00	\$3,851,491.89	\$94.00	\$9,035,874.13	\$--	\$--	\$1,161,508.02
--	--	34,875,822.20	--	--	--	--	--
--	--	--	--	--	--	--	--
--	--	143,995.31	--	374,030.36	--	--	598,376.59
--	--	--	--	--	--	--	--
--	--	--	--	--	--	--	--
--	--	--	--	--	--	--	--
--	--	--	--	--	--	--	--
\$27,939.66	\$305,695.00	\$38,871,309.40	\$94.00	\$9,409,904.49	\$--	\$--	\$1,759,884.61

\$--	\$--	\$--	\$--	\$--	\$--	\$--	\$--
--	--	--	--	--	--	--	--
18,494.19	--	97,731.56	--	182,300.23	--	--	--
--	--	--	--	--	--	--	--
--	--	--	--	--	--	--	--
--	--	--	--	--	--	--	--
--	--	--	--	--	--	--	--
18,494.19	--	97,731.56	--	182,300.23	--	--	--

--	--	--	--	--	--	--	--
--	305,695.00	38,773,577.84	--	--	--	--	--
9,445.47	--	--	94.00	9,227,604.26	--	--	1,759,884.61
--	--	--	--	--	--	--	--
--	--	--	--	--	--	--	--
9,445.47	305,695.00	38,773,577.84	94.00	9,227,604.26	--	--	1,759,884.61
\$27,939.66	\$305,695.00	\$38,871,309.40	\$94.00	\$9,409,904.49	\$--	\$--	\$1,759,884.61

STATE OF LOUISIANA
 COMBINING BALANCE SHEET
 GENERAL FUND AS INCLUDED WITH STATUTORILY DEDICATED FUNDS
 JUNE 30, 2015

	MINERAL REVENUE AUDIT & SETTLEMENT FUND	MOTOR CARRIER REGULATION FUND	MOTOR FUELS UNDERGROUND STORAGE TANK TRUST FUND	MOTORCYCLE SAFETY AWARENESS & OPERATOR TRAINING PROGRAM FUND	MUNICIPAL FIRE & POLICE CIVIL SERVICE OPERATING FUND
ASSETS:					
CASH & CASH EQUIVALENTS	\$86,927.00	\$445,669.64	\$87,397,606.93	\$68,584.00	\$108,460.06
INVESTMENTS	--	--	--	--	--
RECEIVABLES (NET)	--	--	--	--	--
DUE FROM OTHER FUNDS	--	775.00	2,684,654.08	4,251.00	60,511.00
AMOUNTS DUE FROM COMPONENT UNITS	--	--	--	--	--
DUE FROM FEDERAL GOVERNMENT	--	--	--	--	--
INVENTORIES	--	--	--	--	--
PREPAYMENTS	--	--	--	--	--
OTHER ASSETS	--	--	--	--	--
TOTAL ASSETS	\$86,927.00	\$446,444.64	\$90,082,261.01	\$72,835.00	\$168,971.06
LIABILITIES AND FUND BALANCES					
LIABILITIES:					
ACCOUNTS PAYABLE	\$--	\$--	\$--	\$--	\$--
UNCLAIMED PROPERTY LIABILITY	--	--	--	--	--
DUE TO OTHER FUNDS	--	10,000.00	6,593,791.53	--	60,511.00
AMOUNTS DUE TO COMPONENT UNITS	--	--	--	--	--
DUE TO FEDERAL GOVERNMENT	--	--	--	--	--
DUE TO LOCAL GOVERNMENTS	--	--	--	--	--
UNEARNED REVENUES	--	--	--	--	--
ESTIMATED LIABILITY FOR CLAIMS	--	--	--	--	--
OTHER LIABILITIES	--	--	--	--	--
TOTAL LIABILITIES	--	10,000.00	6,593,791.53	--	60,511.00
FUND BALANCES:					
NONSPENDABLE	--	--	--	--	--
RESTRICTED	86,927.00	--	--	--	--
COMMITTED	--	436,444.64	83,488,469.48	72,835.00	108,460.06
ASSIGNED	--	--	--	--	--
UNASSIGNED	--	--	--	--	--
TOTAL FUND BALANCES	86,927.00	436,444.64	83,488,469.48	72,835.00	108,460.06
TOTAL LIABILITIES AND FUND BALANCES	\$86,927.00	\$446,444.64	\$90,082,261.01	\$72,835.00	\$168,971.06

NATURAL HERITAGE ACCOUNT	NATURAL RESOURCE RESTORATION TRUST FUND	NEW OPPORTUNITIES WAIVER FUND	NEW ORLEANS FERRY FUND	NEW ORLEANS SPORTS FRANCHISE ASSISTANCE FUND	NEW ORLEANS URBAN TOURISM & HOSPITALITY TRAINING IN ECONOMIC DEVELOPMENT FOUNDATION FUND	NURSING HOME RESIDENTS' TRUST FUND	OMV CUSTOMER SERVICE & TECHNOLOGY FUND
\$358,973.30	\$251,847,893.10	\$8,936.85	\$38,043.55	\$340,118.23	\$353,949.00	\$10,426,147.09	\$1,688,024.25
--	--	--	--	--	--	--	--
--	--	457.60	678,974.25	150,521.47	--	59,447.01	317,946.50
--	--	--	--	--	--	--	--
--	--	--	--	--	--	--	--
--	--	--	--	--	--	--	--
--	--	--	--	--	--	--	--
<u>\$358,973.30</u>	<u>\$251,847,893.10</u>	<u>\$9,394.45</u>	<u>\$717,017.80</u>	<u>\$490,639.70</u>	<u>\$353,949.00</u>	<u>\$10,485,594.10</u>	<u>\$2,005,970.75</u>
\$--	\$--	\$--	\$--	\$--	\$--	\$--	\$--
8,965.50	4,251,148.35	--	--	216,828.97	--	18,900.00	1,269,410.43
--	--	--	--	--	--	--	--
--	--	--	--	--	--	--	--
--	--	--	--	--	--	--	--
--	--	--	--	--	--	--	--
<u>8,965.50</u>	<u>4,251,148.35</u>	<u>--</u>	<u>--</u>	<u>216,828.97</u>	<u>--</u>	<u>18,900.00</u>	<u>1,269,410.43</u>
--	--	--	--	--	--	--	--
350,007.80	230,281,672.00	--	--	--	--	--	--
--	17,315,072.75	9,394.45	717,017.80	273,810.73	353,949.00	10,466,694.10	736,560.32
--	--	--	--	--	--	--	--
--	--	--	--	--	--	--	--
<u>350,007.80</u>	<u>247,596,744.75</u>	<u>9,394.45</u>	<u>717,017.80</u>	<u>273,810.73</u>	<u>353,949.00</u>	<u>10,466,694.10</u>	<u>736,560.32</u>
<u>\$358,973.30</u>	<u>\$251,847,893.10</u>	<u>\$9,394.45</u>	<u>\$717,017.80</u>	<u>\$490,639.70</u>	<u>\$353,949.00</u>	<u>\$10,485,594.10</u>	<u>\$2,005,970.75</u>

STATE OF LOUISIANA
 COMBINING BALANCE SHEET
 GENERAL FUND AS INCLUDED WITH STATUTORILY DEDICATED FUNDS
 JUNE 30, 2015

	OFFICE OF WORKERS' COMPENSATION ADMINISTRATIVE FUND	OIL & GAS REGULATORY FUND	OIL SPILL CONTINGENCY FUND	OILFIELD SITE RESTORATION FUND
ASSETS:				
CASH & CASH EQUIVALENTS	\$4,106,004.67	\$543,633.28	\$9,610,733.60	\$12,138,698.24
INVESTMENTS	--	--	--	--
RECEIVABLES (NET)	--	--	--	--
DUE FROM OTHER FUNDS	10,161.65	182,814.50	659,589.31	--
AMOUNTS DUE FROM COMPONENT UNITS	--	--	--	--
DUE FROM FEDERAL GOVERNMENT	--	--	--	--
INVENTORIES	--	--	--	--
PREPAYMENTS	--	--	--	--
OTHER ASSETS	--	--	--	--
TOTAL ASSETS	\$4,116,166.32	\$726,447.78	\$10,270,322.91	\$12,138,698.24
LIABILITIES AND FUND BALANCES				
LIABILITIES:				
ACCOUNTS PAYABLE	\$--	\$--	\$--	\$--
UNCLAIMED PROPERTY LIABILITY	--	--	--	--
DUE TO OTHER FUNDS	747,667.93	--	16,940,238.02	346,214.91
AMOUNTS DUE TO COMPONENT UNITS	--	--	--	--
DUE TO FEDERAL GOVERNMENT	--	--	--	--
DUE TO LOCAL GOVERNMENTS	--	--	--	--
UNEARNED REVENUES	--	--	--	--
ESTIMATED LIABILITY FOR CLAIMS	--	--	--	--
OTHER LIABILITIES	--	--	5,580,771.58	--
TOTAL LIABILITIES	747,667.93	--	22,521,009.60	346,214.91
FUND BALANCES:				
NONSPENDABLE	--	--	--	--
RESTRICTED	--	--	--	11,792,483.33
COMMITTED	3,368,498.39	726,447.78	--	--
ASSIGNED	--	--	--	--
UNASSIGNED	--	--	(12,250,686.69)	--
TOTAL FUND BALANCES	3,368,498.39	726,447.78	(12,250,686.69)	11,792,483.33
TOTAL LIABILITIES AND FUND BALANCES	\$4,116,166.32	\$726,447.78	\$10,270,322.91	\$12,138,698.24

OVERCOLLECTIONS FUND	OYSTER DEVELOPMENT FUND	OYSTER SANITATION FUND	PARI-MUTUEL LIVE RACING FACILITY GAMING CONTROL FUND	PARISH & MUNICIPALITIES EXCELLENCE FUNDS	PARISH & MUNICIPALITIES FUNDS	PAYMENTS TOWARDS THE UAL FUND	PESTICIDE FUND	PET OVERPOPULATION FUND
\$47,942,355.88	\$354,514.36	\$337,091.25	\$551,766.26	\$281,097.05	\$25,305,414.76	\$7,284.83	\$2,123,450.62	\$--
--	--	--	--	--	--	--	--	--
--	--	--	--	--	--	--	34,880.00	--
5,445,268.70	960.20	638.32	2,539,603.68	126,206.91	10,717,908.72	--	34,467.10	--
--	--	--	--	--	--	--	--	--
--	--	--	--	--	--	--	--	--
--	--	--	--	--	--	--	--	--
--	--	--	--	--	--	--	--	--
<u>\$53,387,624.58</u>	<u>\$355,474.56</u>	<u>\$337,729.57</u>	<u>\$3,091,369.94</u>	<u>\$407,303.96</u>	<u>\$36,023,323.48</u>	<u>\$7,284.83</u>	<u>\$2,192,797.72</u>	<u>\$--</u>
\$--	\$--	\$--	\$--	\$--	\$--	\$--	\$34,257.10	\$--
--	--	--	--	--	--	--	--	--
830,317.19	2,781.51	39,038.43	3,091,369.94	170,958.31	5,461,972.26	--	34,467.10	--
--	--	--	--	36,396.81	1,614,251.67	--	--	--
--	--	--	--	--	--	--	--	--
--	--	--	--	--	--	--	--	--
--	--	--	--	--	--	--	--	--
--	--	--	--	--	--	--	--	--
<u>830,317.19</u>	<u>2,781.51</u>	<u>39,038.43</u>	<u>3,091,369.94</u>	<u>207,355.12</u>	<u>7,076,223.93</u>	<u>--</u>	<u>68,724.20</u>	<u>--</u>
--	--	--	--	--	--	--	--	--
--	--	--	--	--	--	--	--	--
--	352,693.05	298,691.14	--	199,948.84	28,947,099.55	7,284.83	2,124,073.52	--
--	--	--	--	--	--	--	--	--
<u>52,557,307.39</u>	<u>--</u>	<u>--</u>	<u>--</u>	<u>--</u>	<u>--</u>	<u>--</u>	<u>--</u>	<u>--</u>
<u>52,557,307.39</u>	<u>352,693.05</u>	<u>298,691.14</u>	<u>--</u>	<u>199,948.84</u>	<u>28,947,099.55</u>	<u>7,284.83</u>	<u>2,124,073.52</u>	<u>--</u>
<u>\$53,387,624.58</u>	<u>\$355,474.56</u>	<u>\$337,729.57</u>	<u>\$3,091,369.94</u>	<u>\$407,303.96</u>	<u>\$36,023,323.48</u>	<u>\$7,284.83</u>	<u>\$2,192,797.72</u>	<u>\$--</u>

STATE OF LOUISIANA
 COMBINING BALANCE SHEET
 GENERAL FUND AS INCLUDED WITH STATUTORILY DEDICATED FUNDS
 JUNE 30, 2015

	PETROLEUM PRODUCTS FUND	POVERTY POINT RESERVOIR DEVELOPMENT FUND	PROPRIETARY SCHOOL STUDENTS' PROTECTION FUND	PUBLIC OYSTER SEED GROUND DEVELOPMENT ACCOUNT	PUBLIC SAFETY DWI TESTING MAINTENANCE & TRAINING FUND
ASSETS:					
CASH & CASH EQUIVALENTS	\$13.00	\$45,041.39	\$1,104,370.11	\$1,019,385.09	\$96,886.38
INVESTMENTS	--	--	--	--	--
RECEIVABLES (NET)	--	--	--	--	--
DUE FROM OTHER FUNDS	778,189.36	39,823.69	--	85,453.06	5,510.59
AMOUNTS DUE FROM COMPONENT UNITS	--	--	--	--	--
DUE FROM FEDERAL GOVERNMENT	--	--	--	--	--
INVENTORIES	--	--	--	--	--
PREPAYMENTS	--	--	--	--	--
OTHER ASSETS	--	--	--	--	--
TOTAL ASSETS	\$778,202.36	\$84,865.08	\$1,104,370.11	\$1,104,838.15	\$102,396.97
LIABILITIES AND FUND BALANCES					
LIABILITIES:					
ACCOUNTS PAYABLE	\$--	\$--	\$--	\$--	\$--
UNCLAIMED PROPERTY LIABILITY	--	--	--	--	--
DUE TO OTHER FUNDS	778,202.36	84,865.08	--	179,700.00	52,940.57
AMOUNTS DUE TO COMPONENT UNITS	--	--	--	--	--
DUE TO FEDERAL GOVERNMENT	--	--	--	--	--
DUE TO LOCAL GOVERNMENTS	--	--	--	--	--
UNEARNED REVENUES	--	--	--	--	--
ESTIMATED LIABILITY FOR CLAIMS	--	--	--	--	--
OTHER LIABILITIES	--	--	--	--	--
TOTAL LIABILITIES	778,202.36	84,865.08	--	179,700.00	52,940.57
FUND BALANCES:					
NONSPENDABLE	--	--	--	--	--
RESTRICTED	--	--	--	925,138.15	--
COMMITTED	--	--	1,104,370.11	--	49,456.40
ASSIGNED	--	--	--	--	--
UNASSIGNED	--	--	--	--	--
TOTAL FUND BALANCES	--	--	1,104,370.11	925,138.15	49,456.40
TOTAL LIABILITIES AND FUND BALANCES	\$778,202.36	\$84,865.08	\$1,104,370.11	\$1,104,838.15	\$102,396.97

QUAIL ACCOUNT	RAPID RESPONSE FUND	RARE & ENDANGERED SPECIES ACCOUNT	REHABILITATION FOR THE BLIND & VISUALLY IMPAIRED FUND	REPTILE & AMPHIBIAN RESEARCH FUND	REVENUE SHARING FUND	RIGHT-OF-WAY PERMIT PROCESSING FUND	RIGHT-TO-KNOW FUND
\$60,438.45	\$31,142,598.12	\$14,664.50	\$541,621.07	\$557.33	\$--	\$70,164.16	\$7,750.00
--	--	--	--	--	--	--	--
--	--	--	--	--	--	--	--
102.69	1,207,725.20	312.00	--	91.65	--	5,100.00	--
--	--	--	--	--	--	--	--
--	--	--	--	--	--	--	--
--	--	--	--	--	--	--	--
--	--	--	--	--	--	--	--
\$60,541.14	\$32,350,323.32	\$14,976.50	\$541,621.07	\$648.98	\$--	\$75,264.16	\$7,750.00

\$--	\$--	\$--	\$--	\$--	\$--	\$--	\$--
--	--	--	--	--	--	--	--
--	5,511,570.79	--	6,069.86	--	--	--	7,750.00
--	--	--	--	--	--	--	--
--	--	--	--	--	--	--	--
--	--	--	--	--	--	--	--
--	--	--	--	--	--	--	--
--	5,511,570.79	--	6,069.86	--	--	--	7,750.00

--	--	--	--	--	--	--	--
60,541.14	--	14,976.50	--	--	--	--	--
--	26,838,752.53	--	535,551.21	648.98	--	75,264.16	--
--	--	--	--	--	--	--	--
--	--	--	--	--	--	--	--
60,541.14	26,838,752.53	14,976.50	535,551.21	648.98	--	75,264.16	--
\$60,541.14	\$32,350,323.32	\$14,976.50	\$541,621.07	\$648.98	\$--	\$75,264.16	\$7,750.00

STATE OF LOUISIANA
 COMBINING BALANCE SHEET
 GENERAL FUND AS INCLUDED WITH STATUTORILY DEDICATED FUNDS
 JUNE 30, 2015

	RIVERBOAT GAMING ENFORCEMENT FUND	ROCKEFELLER WILDLIFE REFUGE AND GAME PRESERVE FUND	ROCKEFELLER WILDLIFE REFUGE TRUST & PROTECTION FUND	RUSSELL SAGE-MARSH ISLAND – CAPITAL IMPROVEMENT FUND	RUSSELL- SAGE-MARSH ISLAND REFUGE FUND
ASSETS:					
CASH & CASH EQUIVALENTS	\$470,938.55	\$25,312,355.50	\$2,841,301.50	\$1,594,402.90	\$1,508,047.74
INVESTMENTS	--	--	59,976,846.42	--	15,243,520.61
RECEIVABLES (NET)	--	872,701.34	647,119.19	--	128,593.28
DUE FROM OTHER FUNDS	1,578,297.51	--	--	--	236,989.25
AMOUNTS DUE FROM COMPONENT UNITS	--	--	--	--	--
DUE FROM FEDERAL GOVERNMENT	--	--	--	--	--
INVENTORIES	--	--	--	--	--
PREPAYMENTS	--	--	--	--	--
OTHER ASSETS	--	--	--	--	--
TOTAL ASSETS	\$2,049,236.06	\$26,185,056.84	\$63,465,267.11	\$1,594,402.90	\$17,117,150.88
LIABILITIES AND FUND BALANCES					
LIABILITIES:					
ACCOUNTS PAYABLE	\$--	\$--	\$--	\$--	\$--
UNCLAIMED PROPERTY LIABILITY	--	--	--	--	--
DUE TO OTHER FUNDS	408,646.45	459,421.98	34,950.00	460,857.90	--
AMOUNTS DUE TO COMPONENT UNITS	--	--	--	--	--
DUE TO FEDERAL GOVERNMENT	--	--	--	--	--
DUE TO LOCAL GOVERNMENTS	--	--	--	--	--
UNEARNED REVENUES	--	--	--	--	--
ESTIMATED LIABILITY FOR CLAIMS	--	--	--	--	--
OTHER LIABILITIES	--	--	--	--	--
TOTAL LIABILITIES	408,646.45	459,421.98	34,950.00	460,857.90	--
FUND BALANCES:					
NONSPENDABLE	--	--	--	--	--
RESTRICTED	--	--	--	--	--
COMMITTED	1,640,589.61	25,725,634.86	63,430,317.11	1,133,545.00	17,117,150.88
ASSIGNED	--	--	--	--	--
UNASSIGNED	--	--	--	--	--
TOTAL FUND BALANCES	1,640,589.61	25,725,634.86	63,430,317.11	1,133,545.00	17,117,150.88
TOTAL LIABILITIES AND FUND BALANCES	\$2,049,236.06	\$26,185,056.84	\$63,465,267.11	\$1,594,402.90	\$17,117,150.88

RUSSELL SAGE SPECIAL FUND #2	SALTWATER FISH RESEARCH AND CONSERVATION FUND	SALTWATER FISHERY ENFORCEMENT ACCOUNT	SAVINGS ENHANCEMENT FUND	SCENIC RIVERS FUND	SEAFOOD PROMOTION & MARKETING FUND	SEED FUND	SEVERANCE TAX FUND
\$8,989,251.03	\$1,183,594.50	\$36.70	\$176,406.21	\$10,699.08	\$265,997.65	\$40,029.90	\$4,026,293.76
--	--	--	16,949,710.00	--	--	--	--
--	--	--	--	--	--	--	1,871,426.23
2,106,022.66	97,027.50	--	--	2,383.00	1,564.08	101,289.73	4,815,012.55
--	--	--	--	--	--	--	--
--	--	--	--	--	--	--	--
--	--	--	--	--	--	--	--
--	--	--	--	--	--	--	--
\$11,095,273.69	\$1,280,622.00	\$36.70	\$17,126,116.21	\$13,082.08	\$267,561.73	\$141,319.63	\$10,712,732.54

\$--	\$--	\$--	\$266,669.48	\$--	\$--	\$--	\$37,904.16
--	--	--	--	--	--	--	--
1,489,486.00	1,280,622.00	--	--	--	23,209.00	--	--
--	--	--	--	--	--	--	--
--	--	--	--	--	--	--	10,674,828.38
--	--	--	--	--	--	--	--
--	--	--	--	--	--	--	--
1,489,486.00	1,280,622.00	--	266,669.48	--	23,209.00	--	10,712,732.54

--	--	--	--	--	--	--	--
--	--	36.70	--	--	--	--	--
9,605,787.69	--	--	16,859,446.73	13,082.08	244,352.73	141,319.63	--
--	--	--	--	--	--	--	--
--	--	--	--	--	--	--	--
9,605,787.69	--	36.70	16,859,446.73	13,082.08	244,352.73	141,319.63	--
\$11,095,273.69	\$1,280,622.00	\$36.70	\$17,126,116.21	\$13,082.08	\$267,561.73	\$141,319.63	\$10,712,732.54

STATE OF LOUISIANA
 COMBINING BALANCE SHEET
 GENERAL FUND AS INCLUDED WITH STATUTORILY DEDICATED FUNDS
 JUNE 30, 2015

	SEX OFFENDER REGISTRY TECHNOLOGY FUND	SHRIMP MARKETING & PROMOTION FUND	SHRIMP TRADE PETITION ACCOUNT	SMALL BUSINESS SURETY BONDING FUND	SNAP FRAUD AND ABUSE DETECTION AND PREVENTION FUND
ASSETS:					
CASH & CASH EQUIVALENTS	\$488,963.04	\$343,536.12	\$79,153.50	\$--	\$6,117.09
INVESTMENTS	--	--	--	--	--
RECEIVABLES (NET)	--	--	--	--	--
DUE FROM OTHER FUNDS	23,038.03	220.00	--	--	1,955.00
AMOUNTS DUE FROM COMPONENT UNITS	--	--	--	--	--
DUE FROM FEDERAL GOVERNMENT	--	--	--	--	--
INVENTORIES	--	--	--	--	--
PREPAYMENTS	--	--	--	--	--
OTHER ASSETS	--	--	--	--	--
TOTAL ASSETS	\$512,001.07	\$343,756.12	\$79,153.50	\$--	\$8,072.09
LIABILITIES AND FUND BALANCES					
LIABILITIES:					
ACCOUNTS PAYABLE	\$--	\$--	\$--	\$--	\$--
UNCLAIMED PROPERTY LIABILITY	--	--	--	--	--
DUE TO OTHER FUNDS	54,000.00	776.42	--	--	--
AMOUNTS DUE TO COMPONENT UNITS	--	--	--	--	--
DUE TO FEDERAL GOVERNMENT	--	--	--	--	--
DUE TO LOCAL GOVERNMENTS	--	--	--	--	--
UNEARNED REVENUES	--	--	--	--	--
ESTIMATED LIABILITY FOR CLAIMS	--	--	--	--	--
OTHER LIABILITIES	--	--	--	--	--
TOTAL LIABILITIES	54,000.00	776.42	--	--	--
FUND BALANCES:					
NONSPENDABLE	--	--	--	--	--
RESTRICTED	--	--	79,153.50	--	--
COMMITTED	458,001.07	342,979.70	--	--	8,072.09
ASSIGNED	--	--	--	--	--
UNASSIGNED	--	--	--	--	--
TOTAL FUND BALANCES	458,001.07	342,979.70	79,153.50	--	8,072.09
TOTAL LIABILITIES AND FUND BALANCES	\$512,001.07	\$343,756.12	\$79,153.50	\$--	\$8,072.09

SOUTHERN UNIVERSITY AGCENTER PROGRAM FUND	SPECIALIZED EDUCATIONAL INSTITUTIONS SUPPORT FUND	SPECIALIZED PROVIDER LICENSING TRUST FUND	SPORTS FACILITY ASSISTANCE FUND	STATE EMERGENCY RESPONSE FUND	STATE HIGHWAY IMPROVEMENT FUND	STATUS OF GRANDPARENTS RAISING GRANDCHILDREN FUND	SCIENCE, TECHNOLOGY, ENGINEERING, AND MATH (STEM) UPGRADE FUND
\$170,000.00	\$--	\$--	\$2,627,245.47	\$411,915.20	\$230,863,643.89	\$--	\$--
--	--	--	--	--	--	--	--
--	--	--	--	--	--	--	--
--	--	--	73,097.00	--	4,546,220.96	--	--
--	--	--	--	--	--	--	--
--	--	--	--	--	--	--	--
--	--	--	--	--	--	--	--
--	--	--	--	--	--	--	--
\$170,000.00	\$--	\$--	\$2,700,342.47	\$411,915.20	\$235,409,864.85	\$--	\$--
\$--	\$--	\$--	\$--	\$--	\$--	\$--	\$--
--	--	--	--	--	--	--	--
--	--	--	100,000.00	--	20,113,224.62	--	--
--	--	--	2,434,499.00	--	--	--	--
--	--	--	--	--	--	--	--
--	--	--	--	--	--	--	--
--	--	--	--	--	--	--	--
--	--	--	--	--	--	--	--
--	--	--	2,534,499.00	--	20,113,224.62	--	--
--	--	--	--	--	--	--	--
--	--	--	--	--	53,167,305.24	--	--
170,000.00	--	--	165,843.47	411,915.20	162,129,334.99	--	--
--	--	--	--	--	--	--	--
--	--	--	--	--	--	--	--
170,000.00	--	--	165,843.47	411,915.20	215,296,640.23	--	--
\$170,000.00	\$--	\$--	\$2,700,342.47	\$411,915.20	\$235,409,864.85	\$--	\$--

STATE OF LOUISIANA
 COMBINING BALANCE SHEET
 GENERAL FUND AS INCLUDED WITH STATUTORILY DEDICATED FUNDS
 JUNE 30, 2015

	STRUCTURAL PEST CONTROL COMMISSION FUND	SUPPORT EDUCATION IN LOUISIANA FIRST FUND	SWEET POTATO PESTS & DISEASES FUND	TAX COMMISSION EXPENSE FUND	TELECOMMUNICATIONS FOR THE DEAF FUND
ASSETS:					
CASH & CASH EQUIVALENTS	\$48,419.28	\$2,601,133.10	\$4,600.15	\$82,740.54	\$1,552,291.01
INVESTMENTS	--	--	--	--	--
RECEIVABLES (NET)	--	--	--	--	--
DUE FROM OTHER FUNDS	93,924.04	3,330,030.26	100.00	11,826.06	44,315.47
AMOUNTS DUE FROM COMPONENT UNITS	--	--	--	--	--
DUE FROM FEDERAL GOVERNMENT	--	--	--	--	--
INVENTORIES	--	--	--	--	--
PREPAYMENTS	--	--	--	--	--
OTHER ASSETS	--	--	--	--	--
TOTAL ASSETS	\$142,343.32	\$5,931,163.36	\$4,700.15	\$94,566.60	\$1,596,606.48
LIABILITIES AND FUND BALANCES					
LIABILITIES:					
ACCOUNTS PAYABLE	\$--	\$--	\$--	\$--	\$--
UNCLAIMED PROPERTY LIABILITY	--	--	--	--	--
DUE TO OTHER FUNDS	84,410.45	3,485,794.40	4,700.15	--	220,694.33
AMOUNTS DUE TO COMPONENT UNITS	--	2,502,535.13	--	--	--
DUE TO FEDERAL GOVERNMENT	--	--	--	--	--
DUE TO LOCAL GOVERNMENTS	--	--	--	--	--
UNEARNED REVENUES	--	--	--	--	--
ESTIMATED LIABILITY FOR CLAIMS	--	--	--	--	--
OTHER LIABILITIES	--	--	--	--	--
TOTAL LIABILITIES	84,410.45	5,988,329.53	4,700.15	--	220,694.33
FUND BALANCES:					
NONSPENDABLE	--	--	--	--	--
RESTRICTED	--	--	--	--	--
COMMITTED	57,932.87	(57,166.17)	--	94,566.60	1,375,912.15
ASSIGNED	--	--	--	--	--
UNASSIGNED	--	--	--	--	--
TOTAL FUND BALANCES	57,932.87	(57,166.17)	--	94,566.60	1,375,912.15
TOTAL LIABILITIES AND FUND BALANCES	\$142,343.32	\$5,931,163.36	\$4,700.15	\$94,566.60	\$1,596,606.48

TELEPHONE COMPANY PROPERTY ASSESSMENT RELIEF FUND	TELEPHONIC SOLICITATION RELIEF FUND	TOBACCO CONTROL SPECIAL FUND	TOBACCO REGULATION ENFORCEMENT FUND	TOBACCO SETTLEMENT ENFORCEMENT FUND	TOBACCO TAX HEALTH CARE FUND	TRAUMATIC HEAD & SPINAL CORD INJURY TRUST FUND	TRIAL COURT CASE MANAGEMENT INFORMATION FUND
\$--	\$109,178.56	\$--	\$2.00	\$29,887.06	\$3,241,618.50	\$192,677.75	\$1,502,977.78
--	--	--	--	--	--	--	--
--	--	--	--	--	--	--	--
2,791,579.56	--	15,703.50	142,444.90	4,346.89	8,005,192.39	1,055.00	--
--	--	--	--	--	--	--	--
--	--	--	--	--	--	--	--
--	--	--	--	--	--	--	--
--	--	--	--	--	--	--	--
<u>\$2,791,579.56</u>	<u>\$109,178.56</u>	<u>\$15,703.50</u>	<u>\$142,446.90</u>	<u>\$34,233.95</u>	<u>\$11,246,810.89</u>	<u>\$193,732.75</u>	<u>\$1,502,977.78</u>
\$--	\$--	\$--	\$--	\$--	\$--	\$--	\$--
--	--	--	--	--	--	--	--
20,156,964.56	21,940.84	--	89,812.85	--	4,725,906.13	--	90,951.92
--	--	--	--	--	1,522,655.22	--	--
--	--	--	--	--	--	--	--
--	--	--	--	--	--	--	--
--	--	--	--	--	--	--	--
--	--	--	--	--	--	--	--
<u>20,156,964.56</u>	<u>21,940.84</u>	<u>--</u>	<u>89,812.85</u>	<u>--</u>	<u>6,248,561.35</u>	<u>--</u>	<u>90,951.92</u>
--	--	--	--	--	--	--	--
--	--	--	--	--	--	--	--
(17,365,385.00)	87,237.72	15,703.50	52,634.05	34,233.95	4,998,249.54	193,732.75	1,412,025.86
--	--	--	--	--	--	--	--
--	--	--	--	--	--	--	--
<u>(17,365,385.00)</u>	<u>87,237.72</u>	<u>15,703.50</u>	<u>52,634.05</u>	<u>34,233.95</u>	<u>4,998,249.54</u>	<u>193,732.75</u>	<u>1,412,025.86</u>
<u>\$2,791,579.56</u>	<u>\$109,178.56</u>	<u>\$15,703.50</u>	<u>\$142,446.90</u>	<u>\$34,233.95</u>	<u>\$11,246,810.89</u>	<u>\$193,732.75</u>	<u>\$1,502,977.78</u>

STATE OF LOUISIANA
 COMBINING BALANCE SHEET
 GENERAL FUND AS INCLUDED WITH STATUTORILY DEDICATED FUNDS
 JUNE 30, 2015

	UNCLAIMED PROPERTY LEVERAGE FUND	UNDERGROUND DAMAGES PREVENTION FUND	UNDERWATER OBSTRUCTION REMOVAL FUND	UNFUNDED ACCRUED LIABILITY FUND	UNIFIED CARRIER REGISTRATION AGREEMENT FUND
ASSETS:					
CASH & CASH EQUIVALENTS	\$133,238,245.90	\$1,129.00	\$223,318.68	\$--	\$6,724,058.59
INVESTMENTS	--	--	--	--	--
RECEIVABLES (NET)	--	--	--	--	--
DUE FROM OTHER FUNDS	--	--	--	--	20,867.80
AMOUNTS DUE FROM COMPONENT UNITS	--	--	--	--	--
DUE FROM FEDERAL GOVERNMENT	--	--	--	--	--
INVENTORIES	--	--	--	--	--
PREPAYMENTS	--	--	--	--	--
OTHER ASSETS	--	--	--	--	--
TOTAL ASSETS	\$133,238,245.90	\$1,129.00	\$223,318.68	\$--	\$6,744,926.39
LIABILITIES AND FUND BALANCES					
LIABILITIES:					
ACCOUNTS PAYABLE	\$--	\$--	\$--	\$--	\$--
UNCLAIMED PROPERTY LIABILITY	--	--	--	--	--
DUE TO OTHER FUNDS	7,677,431.69	46.26	450.00	--	236,229.56
AMOUNTS DUE TO COMPONENT UNITS	--	--	--	--	--
DUE TO FEDERAL GOVERNMENT	--	--	--	--	--
DUE TO LOCAL GOVERNMENTS	--	--	--	--	--
UNEARNED REVENUES	--	--	--	--	--
ESTIMATED LIABILITY FOR CLAIMS	--	--	--	--	--
OTHER LIABILITIES	--	--	--	--	--
TOTAL LIABILITIES	7,677,431.69	46.26	450.00	--	236,229.56
FUND BALANCES:					
NONSPENDABLE	--	--	--	--	--
RESTRICTED	47,315,943.59	--	--	--	--
COMMITTED	78,244,870.62	1,082.74	222,868.68	--	6,508,696.83
ASSIGNED	--	--	--	--	--
UNASSIGNED	--	--	--	--	--
TOTAL FUND BALANCES	125,560,814.21	1,082.74	222,868.68	--	6,508,696.83
TOTAL LIABILITIES AND FUND BALANCES	\$133,238,245.90	\$1,129.00	\$223,318.68	\$--	\$6,744,926.39

UNO SLIDELL TECHNOLOGY PARK FUND	UTILITY & CARRIER INSPECTION & SUPERVISION FUND	VARIABLE EARNINGS TRANSACTION FUND	VIDEO DRAW POKER DEVICE FUND	VIDEO DRAW POKER DEVICE SUPPLEMENTAL PURSE FUND	VITAL RECORDS CONVERSION FUND	WASTE TIRE MANAGEMENT FUND	WATERFOWL ACCOUNT
\$--	\$9,005.33	\$30,134.59	\$4,194,718.35	\$570,101.64	\$464,684.80	\$2,000,886.22	\$147,654.89
--	--	--	--	--	--	--	--
--	--	--	--	--	--	--	--
--	2,219,215.00	--	6,979,167.90	111,841.99	25,276.00	169,671.85	954.99
--	--	--	--	--	--	--	--
--	--	--	--	--	--	--	--
--	--	--	--	--	--	--	--
--	--	--	--	--	--	--	--
<u>\$--</u>	<u>\$2,228,220.33</u>	<u>\$30,134.59</u>	<u>\$11,173,886.25</u>	<u>\$681,943.63</u>	<u>\$489,960.80</u>	<u>\$2,170,558.07</u>	<u>\$148,609.88</u>

\$--	\$--	\$--	\$--	\$--	\$--	\$--	\$--
--	--	--	--	--	--	--	--
--	2,744,998.47	--	11,173,886.25	--	--	1,699,390.05	--
--	--	--	--	--	--	--	--
--	--	--	--	--	--	--	--
--	--	--	--	--	--	--	--
--	--	--	--	--	--	--	--
--	2,744,998.47	--	11,173,886.25	--	--	1,699,390.05	--

--	--	--	--	--	--	--	--
--	--	--	--	--	--	--	148,609.88
--	(516,778.14)	30,134.59	--	681,943.63	489,960.80	471,168.02	--
--	--	--	--	--	--	--	--
--	--	--	--	--	--	--	--
--	(516,778.14)	30,134.59	--	681,943.63	489,960.80	471,168.02	148,609.88
<u>\$--</u>	<u>\$2,228,220.33</u>	<u>\$30,134.59</u>	<u>\$11,173,886.25</u>	<u>\$681,943.63</u>	<u>\$489,960.80</u>	<u>\$2,170,558.07</u>	<u>\$148,609.88</u>

STATE OF LOUISIANA
 COMBINING BALANCE SHEET
 GENERAL FUND AS INCLUDED WITH STATUTORILY DEDICATED FUNDS
 JUNE 30, 2015

	WEIGHTS & MEASURES FUND	WHITE LAKE PROPERTY FUND	WHITE TAIL DEER ACCOUNT	WILDLIFE HABITAT & NATURAL HERITAGE TRUST	WORKERS' COMPENSATION SECOND INJURY FUND
ASSETS:					
CASH & CASH EQUIVALENTS	\$17,620.01	\$2,320,733.14	\$53,737.56	\$4,428,358.14	\$44,185,975.73
INVESTMENTS	--	--	--	--	--
RECEIVABLES (NET)	--	--	--	665.46	--
DUE FROM OTHER FUNDS	25,300.00	--	381.67	23,066.56	84,855.55
AMOUNTS DUE FROM COMPONENT UNITS	--	--	--	--	--
DUE FROM FEDERAL GOVERNMENT	--	--	--	--	--
INVENTORIES	--	--	--	--	--
PREPAYMENTS	--	--	--	--	--
OTHER ASSETS	--	--	--	--	--
TOTAL ASSETS	\$42,920.01	\$2,320,733.14	\$54,119.23	\$4,452,090.16	\$44,270,831.28
LIABILITIES AND FUND BALANCES					
LIABILITIES:					
ACCOUNTS PAYABLE	\$--	\$--	\$--	\$--	\$--
UNCLAIMED PROPERTY LIABILITY	--	--	--	--	--
DUE TO OTHER FUNDS	--	51,296.04	520.43	10,747.50	1,211,046.68
AMOUNTS DUE TO COMPONENT UNITS	--	--	--	--	--
DUE TO FEDERAL GOVERNMENT	--	--	--	--	--
DUE TO LOCAL GOVERNMENTS	--	--	--	--	--
UNEARNED REVENUES	--	--	--	--	--
ESTIMATED LIABILITY FOR CLAIMS	--	--	--	--	--
OTHER LIABILITIES	--	--	--	--	--
TOTAL LIABILITIES	--	51,296.04	520.43	10,747.50	1,211,046.68
FUND BALANCES:					
NONSPENDABLE	--	--	--	--	--
RESTRICTED	--	2,269,437.10	53,598.80	--	--
COMMITTED	42,920.01	--	--	4,441,342.66	43,059,784.60
ASSIGNED	--	--	--	--	--
UNASSIGNED	--	--	--	--	--
TOTAL FUND BALANCES	42,920.01	2,269,437.10	53,598.80	4,441,342.66	43,059,784.60
TOTAL LIABILITIES AND FUND BALANCES	\$42,920.01	\$2,320,733.14	\$54,119.23	\$4,452,090.16	\$44,270,831.28

WORKFORCE & INNOVATION FOR A STRONGER ECONOMY FUND	WORKFORCE TRAINING RAPID RESPONSE FUND	YOUTHFUL OFFENDER MANAGEMENT FUND	CAFR GENERAL FUND BEFORE ELIMINATIONS	INTERFUND ELIMINATIONS	CAFR GENERAL FUND
\$8.00	\$57.00	\$91,401.90	\$1,971,668,925.87	\$--	\$1,971,668,925.87
--	--	--	176,372,103.73	--	176,372,103.73
--	--	--	429,088,108.41	--	429,088,108.41
--	--	3,917.85	1,955,319,364.66	(905,934,589.49)	1,049,384,775.17
--	--	--	47,825,125.87	--	47,825,125.87
--	--	--	2,378,045,246.91	--	2,378,045,246.91
--	--	--	74,435,164.12	--	74,435,164.12
--	--	--	309,737,411.40	--	309,737,411.40
--	--	--	215.87	--	215.87
\$8.00	\$57.00	\$95,319.75	\$7,342,491,666.84	\$(905,934,589.49)	\$6,436,557,077.35
\$--	\$--	\$(275.00)	\$1,131,750,833.19	\$--	\$1,131,750,833.19
--	--	--	187,276,330.73	--	187,276,330.73
--	--	--	1,486,644,071.06	(905,934,589.49)	580,709,481.57
--	--	--	98,878,246.74	--	98,878,246.74
--	--	--	597,506,428.57	--	597,506,428.57
--	--	--	1,292,745,316.22	--	1,292,745,316.22
--	--	--	360,654,895.68	--	360,654,895.68
--	--	--	78,350,411.91	--	78,350,411.91
--	--	--	12,140,772.81	--	12,140,772.81
--	--	(275.00)	5,245,947,306.91	(905,934,589.49)	4,340,012,717.42
--	--	--	100,429,248.63	--	100,429,248.63
--	--	--	1,448,204,823.41	--	1,448,204,823.41
8.00	57.00	95,594.75	924,420,713.90	--	924,420,713.90
--	--	--	282,248,680.19	--	282,248,680.19
--	--	--	(658,759,106.20)	--	(658,759,106.20)
8.00	57.00	95,594.75	2,096,544,359.93	0.00	2,096,544,359.93
\$8.00	\$57.00	\$95,319.75	\$7,342,491,666.84	\$(905,934,589.49)	\$6,436,557,077.35

STATE OF LOUISIANA
 COMBINING STATEMENT OF REVENUES, EXPENDITURES, AND CHANGES IN FUND BALANCES
 GENERAL FUND AS INCLUDED WITH STATUTORILY DEDICATED FUNDS
 FOR THE YEAR ENDED JUNE 30, 2015

	GENERAL FUND (WITHOUT STATUTORILY DEDICATED FUNDS)	2013 AMNESTY COLLECTIONS FUND	ACADEMIC IMPROVEMENT FUND	ADMINISTRATIVE FUND OF THE DEPARTMENT OF INSURANCE
REVENUES:				
INTERGOVERNMENTAL REVENUES	\$10,333,217,778.79	\$--	\$--	\$--
USE OF MONEY & PROPERTY	310,099.31	--	--	--
LICENSES, PERMITS & FEES	441,949.62	--	--	--
SALES OF COMMODITIES & SERVICES	61,053,670.43	--	--	--
UNCLAIMED PROPERTY	24,823,662.98	--	--	--
OTHER SETTLEMENTS	--	--	--	--
GIFTS, DONATIONS, AND CONTRIBUTIONS	36,808,874.16	--	--	--
OTHER	91,921,037.54	--	--	--
TOTAL REVENUES	10,548,577,072.83	--	--	--
EXPENDITURES:				
CURRENT:				
GENERAL GOVERNMENT	2,191,132,276.62	--	--	--
CULTURE, RECREATION & TOURISM	74,228,317.56	--	--	--
TRANSPORTATION & DEVELOPMENT	432,150,775.21	--	--	--
PUBLIC SAFETY	830,909,750.31	--	--	--
HEALTH & WELFARE	10,765,057,584.68	--	--	--
CORRECTIONS	643,885,394.69	--	--	--
YOUTH DEVELOPMENT	82,701,375.96	--	--	--
CONSERVATION & ENVIRONMENT	274,273,043.02	--	--	--
EDUCATION	999,411,765.46	--	--	--
AGRICULTURE & FORESTRY	53,335,806.43	--	--	--
ECONOMIC DEVELOPMENT	83,775,743.52	--	--	--
MILITARY & VETERANS AFFAIRS	120,151,958.28	--	--	--
WORKFORCE SUPPORT & TRAINING	193,700,726.51	--	--	--
INTERGOVERNMENTAL:				
GENERAL GOVERNMENT	259,055,420.58	--	--	--
CULTURE, RECREATION & TOURISM	490,185.02	--	--	--
TRANSPORTATION & DEVELOPMENT	54,721,502.03	--	--	--
PUBLIC SAFETY	786,829,813.26	--	--	--
HEALTH & WELFARE	57,200,269.80	--	--	--
CORRECTIONS	35,845,327.65	--	--	--
YOUTH DEVELOPMENT	3,154,533.62	--	--	--
CONSERVATION & ENVIRONMENT	281,250.00	--	--	--
EDUCATION	4,744,772,505.07	--	--	--
AGRICULTURE & FORESTRY	26,415,203.49	--	--	--
ECONOMIC DEVELOPMENT	51,814,046.69	--	--	--
MILITARY & VETERANS AFFAIRS	183.00	--	--	--
WORKFORCE SUPPORT & TRAINING	36,235,898.16	--	--	--
CAPITAL OUTLAY	225,963,994.32	--	--	--
DEBT SERVICE:				
PRINCIPAL	233,158,351.86	--	--	--
INTEREST	17,707,505.41	--	--	--
ISSUANCE COSTS & OTHER CHARGES	4,410,966.20	--	--	--
TOTAL EXPENDITURES	23,282,771,474.41	--	--	--
EXCESS(DEFICIENCY) OF REVENUES OVER(UNDER) EXPENDITURES	(12,734,194,401.58)	--	--	--
OTHER FINANCING SOURCES(USES)				
TRANSFERS IN	30,452,552,866.69	142,044,499.00	--	785,019.08
TRANSFERS OUT	(18,333,373,111.77)	(191,201,198.00)	--	(752,623.15)
LONG-TERM DEBT ISSUED	668,000.00	--	--	--
SALES OF GENERAL CAPITAL ASSETS	6,997.22	--	--	--
TOTAL OTHER FINANCING SOURCES/(USES)	12,119,854,752.14	(49,156,699.00)	--	32,395.93
NET CHANGE IN FUND BALANCES	(614,339,649.44)	(49,156,699.00)	--	32,395.93
FUND BALANCES AT BEGINNING OF YEAR AS RESTATED	604,344,889.26	52,987,435.00	--	37,673.55
FUND BALANCES AT END OF YEAR	\$(9,994,760.18)	\$3,830,736.00	\$--	\$70,069.48

ADULT PROBATION AND PAROLE OFFICER RETIREMENT FUND	AGRICULTURAL AND SEAFOOD PRODUCTS SUPPORT FUND	AGRICULTURAL COMMODITY COMMISSION SELF-INSURANCE FUND	AGRICULTURAL COMMODITY DEALERS & WAREHOUSE FUND	ALGIERS- CANAL STREET FERRY FUND	ALGIERS ECONOMIC DEVELOPMENT FOUNDATION FUND	AQUATIC PLANT CONTROL FUND	ARCHAEOLOGICAL CURATION FUND
\$--	\$--	\$--	\$--	\$--	\$--	\$--	\$--
--	--	--	--	--	--	--	--
--	--	--	--	--	--	--	--
--	--	--	--	--	--	--	--
--	--	--	--	--	--	--	--
--	--	--	--	--	--	--	--
--	--	--	--	--	--	--	--
--	--	--	--	--	--	--	--
--	--	--	--	--	--	--	--
--	--	--	--	--	--	--	--
--	--	--	--	--	--	--	--
--	--	--	--	--	--	--	--
--	--	--	--	--	--	--	--
--	--	--	--	--	--	--	--
--	--	--	--	--	--	--	--
--	--	--	--	--	--	--	--
--	--	--	--	--	--	--	--
--	--	--	--	--	--	--	--
--	--	--	--	--	--	--	--
--	--	--	--	--	--	--	--
--	--	--	--	--	--	--	--
--	--	--	--	--	--	--	--
--	--	--	--	--	--	--	--
--	--	--	--	--	--	--	--
--	--	--	--	--	--	--	--
--	--	--	--	--	--	--	--
--	--	--	--	--	--	--	--
--	--	--	--	--	--	--	--
--	--	--	--	--	--	--	--
3,523,876.93	--	49,528.00	1,865,871.31	--	100,037.00	271,477.00	80,224.50
(175,435.97)	--	(8,103.00)	(1,929,413.00)	--	(100,304.00)	(231,214.50)	(46,010.69)
--	--	--	--	--	--	--	--
--	--	--	--	--	--	--	--
3,348,440.96	--	41,425.00	(63,541.69)	--	(267.00)	40,262.50	34,213.81
3,348,440.96	--	41,425.00	(63,541.69)	--	(267.00)	40,262.50	34,213.81
--	--	1,133,352.29	701,303.54	--	372.41	2,379.83	--
\$3,348,440.96	\$--	\$1,174,777.29	\$637,761.85	\$--	\$105.41	\$42,642.33	\$34,213.81

STATE OF LOUISIANA
 COMBINING STATEMENT OF REVENUES, EXPENDITURES, AND CHANGES IN FUND BALANCES
 GENERAL FUND AS INCLUDED WITH STATUTORILY DEDICATED FUNDS
 FOR THE YEAR ENDED JUNE 30, 2015

	ARTIFICIAL REEF DEVELOPMENT FUND	ATCHAFALAYA BASIN CONSERVATION FUND	ATCHAFALAYA DELTA WMA MOORING ACCOUNT	AUDUBON GOLF TRAIL DEVELOPMENT FUND	AUTOMOBILE THEFT AND INSURANCE FRAUD PREVENTION AUTHORITY FUND
REVENUES:					
INTERGOVERNMENTAL REVENUES	\$--	\$--	\$--	\$--	\$--
USE OF MONEY & PROPERTY	--	--	--	--	--
LICENSES, PERMITS & FEES	--	--	--	--	--
SALES OF COMMODITIES & SERVICES	--	--	--	--	--
UNCLAIMED PROPERTY	--	--	--	--	--
OTHER SETTLEMENTS	--	--	--	--	--
GIFTS, DONATIONS, AND CONTRIBUTIONS	--	--	--	--	--
OTHER	--	--	--	--	--
TOTAL REVENUES	--	--	--	--	--
EXPENDITURES:					
CURRENT:					
GENERAL GOVERNMENT	--	--	--	--	--
CULTURE, RECREATION & TOURISM	--	--	--	--	--
TRANSPORTATION & DEVELOPMENT	--	--	--	--	--
PUBLIC SAFETY	--	--	--	--	--
HEALTH & WELFARE	--	--	--	--	--
CORRECTIONS	--	--	--	--	--
YOUTH DEVELOPMENT	--	--	--	--	--
CONSERVATION & ENVIRONMENT	--	--	--	--	--
EDUCATION	--	--	--	--	--
AGRICULTURE & FORESTRY	--	--	--	--	--
ECONOMIC DEVELOPMENT	--	--	--	--	--
MILITARY & VETERANS AFFAIRS	--	--	--	--	--
WORKFORCE SUPPORT & TRAINING	--	--	--	--	--
INTERGOVERNMENTAL:					
GENERAL GOVERNMENT	--	--	--	--	--
CULTURE, RECREATION & TOURISM	--	--	--	--	--
TRANSPORTATION & DEVELOPMENT	--	--	--	--	--
PUBLIC SAFETY	--	--	--	--	--
HEALTH & WELFARE	--	--	--	--	--
CORRECTIONS	--	--	--	--	--
YOUTH DEVELOPMENT	--	--	--	--	--
CONSERVATION & ENVIRONMENT	--	--	--	--	--
EDUCATION	--	--	--	--	--
AGRICULTURE & FORESTRY	--	--	--	--	--
ECONOMIC DEVELOPMENT	--	--	--	--	--
MILITARY & VETERANS AFFAIRS	--	--	--	--	--
WORKFORCE SUPPORT & TRAINING	--	--	--	--	--
CAPITAL OUTLAY	--	--	--	--	--
DEBT SERVICE:					
PRINCIPAL	--	--	--	--	--
INTEREST	--	--	--	--	--
ISSUANCE COSTS & OTHER CHARGES	--	--	--	--	--
TOTAL EXPENDITURES	--	--	--	--	--
EXCESS(DEFICIENCY) OF REVENUES OVER(UNDER) EXPENDITURES	--	--	--	--	--
OTHER FINANCING SOURCES(USES)					
TRANSFERS IN	7,951,473.44	--	52,077.00	--	195,131.00
TRANSFERS OUT	(11,399,052.68)	--	--	--	(217,032.75)
LONG-TERM DEBT ISSUED	--	--	--	--	--
SALES OF GENERAL CAPITAL ASSETS	--	--	--	--	--
TOTAL OTHER FINANCING SOURCES/(USES)	(3,447,579.24)	--	52,077.00	--	(21,901.75)
NET CHANGE IN FUND BALANCES	(3,447,579.24)	--	52,077.00	--	(21,901.75)
FUND BALANCES AT BEGINNING OF YEAR AS RESTATED	20,922,435.50	--	50,177.00	12,000.00	29,087.61
FUND BALANCES AT END OF YEAR	\$17,474,856.26	\$--	\$102,254.00	\$12,000.00	\$7,185.86

STATE OF LOUISIANA
 COMBINING STATEMENT OF REVENUES, EXPENDITURES, AND CHANGES IN FUND BALANCES
 GENERAL FUND AS INCLUDED WITH STATUTORILY DEDICATED FUNDS
 FOR THE YEAR ENDED JUNE 30, 2015

	BOLL WEEVIL ERADICATION FUND	BROWNSFIELDS CLEANUP REVOLVING LOAN FUND	BUDGET STABILIZATION FUND	CAMP MINDEN FIRE PROTECTION FUND	CARBON DIOXIDE GEOLOGIC STORAGE TRUST FUND
REVENUES:					
INTERGOVERNMENTAL REVENUES	\$--	\$--	\$--	\$--	\$--
USE OF MONEY & PROPERTY	--	--	--	--	--
LICENSES, PERMITS & FEES	--	--	--	--	--
SALES OF COMMODITIES & SERVICES	--	--	--	--	--
UNCLAIMED PROPERTY	--	--	--	--	--
OTHER SETTLEMENTS	--	--	--	--	--
GIFTS, DONATIONS, AND CONTRIBUTIONS	--	--	--	--	--
OTHER	--	--	--	--	--
TOTAL REVENUES	--	--	--	--	--
EXPENDITURES:					
CURRENT:					
GENERAL GOVERNMENT	--	--	--	--	--
CULTURE, RECREATION & TOURISM	--	--	--	--	--
TRANSPORTATION & DEVELOPMENT	--	--	--	--	--
PUBLIC SAFETY	--	--	--	--	--
HEALTH & WELFARE	--	--	--	--	--
CORRECTIONS	--	--	--	--	--
YOUTH DEVELOPMENT	--	--	--	--	--
CONSERVATION & ENVIRONMENT	--	--	--	--	--
EDUCATION	--	--	--	--	--
AGRICULTURE & FORESTRY	--	--	--	--	--
ECONOMIC DEVELOPMENT	--	--	--	--	--
MILITARY & VETERANS AFFAIRS	--	--	--	--	--
WORKFORCE SUPPORT & TRAINING	--	--	--	--	--
INTERGOVERNMENTAL:					
GENERAL GOVERNMENT	--	--	--	--	--
CULTURE, RECREATION & TOURISM	--	--	--	--	--
TRANSPORTATION & DEVELOPMENT	--	--	--	--	--
PUBLIC SAFETY	--	--	--	--	--
HEALTH & WELFARE	--	--	--	--	--
CORRECTIONS	--	--	--	--	--
YOUTH DEVELOPMENT	--	--	--	--	--
CONSERVATION & ENVIRONMENT	--	--	--	--	--
EDUCATION	--	--	--	--	--
AGRICULTURE & FORESTRY	--	--	--	--	--
ECONOMIC DEVELOPMENT	--	--	--	--	--
MILITARY & VETERANS AFFAIRS	--	--	--	--	--
WORKFORCE SUPPORT & TRAINING	--	--	--	--	--
CAPITAL OUTLAY					
DEBT SERVICE:					
PRINCIPAL	--	--	--	--	--
INTEREST	--	--	--	--	--
ISSUANCE COSTS & OTHER CHARGES	--	--	--	--	--
TOTAL EXPENDITURES	--	--	--	--	--
EXCESS(DEFICIENCY) OF REVENUES OVER(UNDER) EXPENDITURES	--	--	--	--	--
OTHER FINANCING SOURCES(USES)					
TRANSFERS IN	38,993.41	--	25,366,881.00	--	--
TRANSFERS OUT	(38,993.41)	(7.00)	--	--	--
LONG-TERM DEBT ISSUED	--	--	--	--	--
SALES OF GENERAL CAPITAL ASSETS	--	--	--	--	--
TOTAL OTHER FINANCING SOURCES/(USES)	--	(7.00)	25,366,881.00	--	--
NET CHANGE IN FUND BALANCES	--	(7.00)	25,366,881.00	--	--
FUND BALANCES AT BEGINNING OF YEAR AS RESTATED	--	7.00	444,505,133.56	--	--
FUND BALANCES AT END OF YEAR	\$--	\$--	\$469,872,014.56	\$--	\$--

STATE OF LOUISIANA
 COMBINING STATEMENT OF REVENUES, EXPENDITURES, AND CHANGES IN FUND BALANCES
 GENERAL FUND AS INCLUDED WITH STATUTORILY DEDICATED FUNDS
 FOR THE YEAR ENDED JUNE 30, 2015

	COMMUNITY WATER ENRICHMENT FUND	COMPETITIVE CORE GROWTH FUND	COMPULSIVE AND PROBLEM GAMING FUND	CONCEALED HANDGUN PERMIT FUND	CONSERVATION FUND
REVENUES:					
INTERGOVERNMENTAL REVENUES	\$--	\$--	\$--	\$--	\$--
USE OF MONEY & PROPERTY	--	--	--	--	--
LICENSES, PERMITS & FEES	--	--	--	--	--
SALES OF COMMODITIES & SERVICES	--	--	--	--	--
UNCLAIMED PROPERTY	--	--	--	--	--
OTHER SETTLEMENTS	--	--	--	--	--
GIFTS, DONATIONS, AND CONTRIBUTIONS	--	--	--	--	--
OTHER	--	--	--	--	--
TOTAL REVENUES	--	--	--	--	--
EXPENDITURES:					
CURRENT:					
GENERAL GOVERNMENT	--	--	--	--	--
CULTURE, RECREATION & TOURISM	--	--	--	--	--
TRANSPORTATION & DEVELOPMENT	--	--	--	--	--
PUBLIC SAFETY	--	--	--	--	--
HEALTH & WELFARE	--	--	--	--	--
CORRECTIONS	--	--	--	--	--
YOUTH DEVELOPMENT	--	--	--	--	--
CONSERVATION & ENVIRONMENT	--	--	--	--	--
EDUCATION	--	--	--	--	--
AGRICULTURE & FORESTRY	--	--	--	--	--
ECONOMIC DEVELOPMENT	--	--	--	--	--
MILITARY & VETERANS AFFAIRS	--	--	--	--	--
WORKFORCE SUPPORT & TRAINING	--	--	--	--	--
INTERGOVERNMENTAL:					
GENERAL GOVERNMENT	--	--	--	--	--
CULTURE, RECREATION & TOURISM	--	--	--	--	--
TRANSPORTATION & DEVELOPMENT	--	--	--	--	--
PUBLIC SAFETY	--	--	--	--	--
HEALTH & WELFARE	--	--	--	--	--
CORRECTIONS	--	--	--	--	--
YOUTH DEVELOPMENT	--	--	--	--	--
CONSERVATION & ENVIRONMENT	--	--	--	--	--
EDUCATION	--	--	--	--	--
AGRICULTURE & FORESTRY	--	--	--	--	--
ECONOMIC DEVELOPMENT	--	--	--	--	--
MILITARY & VETERANS AFFAIRS	--	--	--	--	--
WORKFORCE SUPPORT & TRAINING	--	--	--	--	--
CAPITAL OUTLAY	--	--	--	--	--
DEBT SERVICE:					
PRINCIPAL	--	--	--	--	--
INTEREST	--	--	--	--	--
ISSUANCE COSTS & OTHER CHARGES	--	--	--	--	--
TOTAL EXPENDITURES	--	--	--	--	--
EXCESS(DEFICIENCY) OF REVENUES OVER(UNDER) EXPENDITURES	--	--	--	--	--
OTHER FINANCING SOURCES(USES)					
TRANSFERS IN	49.00	--	2,513,905.78	2,268,212.87	104,485,838.80
TRANSFERS OUT	--	--	(2,126,983.01)	(3,706,273.00)	(87,695,138.61)
LONG-TERM DEBT ISSUED	--	--	--	--	--
SALES OF GENERAL CAPITAL ASSETS	--	--	--	--	--
TOTAL OTHER FINANCING SOURCES/(USES)	49.00	--	386,922.77	(1,438,060.13)	16,790,700.19
NET CHANGE IN FUND BALANCES	49.00	--	386,922.77	(1,438,060.13)	16,790,700.19
FUND BALANCES AT BEGINNING OF YEAR AS RESTATED	1,114.10	--	154,082.47	4,787,258.63	115,364,276.18
FUND BALANCES AT END OF YEAR	\$1,163.10	\$--	\$541,005.24	\$3,349,198.50	\$132,154,976.37

STATE OF LOUISIANA
 COMBINING STATEMENT OF REVENUES, EXPENDITURES, AND CHANGES IN FUND BALANCES
 GENERAL FUND AS INCLUDED WITH STATUTORILY DEDICATED FUNDS
 FOR THE YEAR ENDED JUNE 30, 2015

	DEEPWATER HORIZON ECONOMIC DAMAGES COLLECTION FUND	DEPARTMENT OF HEALTH & HOSPITALS' FACILITY SUPPORT FUND	DEPARTMENT OF JUSTICE DEBT COLLECTION FUND	DEPARTMENT OF JUSTICE LEGAL SUPPORT FUND
REVENUES:				
INTERGOVERNMENTAL REVENUES	\$--	\$--	\$--	\$--
USE OF MONEY & PROPERTY	--	--	--	--
LICENSES, PERMITS & FEES	--	--	--	--
SALES OF COMMODITIES & SERVICES	--	--	--	--
UNCLAIMED PROPERTY	--	--	--	--
OTHER SETTLEMENTS	--	--	--	--
GIFTS, DONATIONS, AND CONTRIBUTIONS	--	--	--	--
OTHER	--	--	--	--
TOTAL REVENUES	--	--	--	--
EXPENDITURES:				
CURRENT:				
GENERAL GOVERNMENT	--	--	--	--
CULTURE, RECREATION & TOURISM	--	--	--	--
TRANSPORTATION & DEVELOPMENT	--	--	--	--
PUBLIC SAFETY	--	--	--	--
HEALTH & WELFARE	--	--	--	--
CORRECTIONS	--	--	--	--
YOUTH DEVELOPMENT	--	--	--	--
CONSERVATION & ENVIRONMENT	--	--	--	--
EDUCATION	--	--	--	--
AGRICULTURE & FORESTRY	--	--	--	--
ECONOMIC DEVELOPMENT	--	--	--	--
MILITARY & VETERANS AFFAIRS	--	--	--	--
WORKFORCE SUPPORT & TRAINING	--	--	--	--
INTERGOVERNMENTAL:				
GENERAL GOVERNMENT	--	--	--	--
CULTURE, RECREATION & TOURISM	--	--	--	--
TRANSPORTATION & DEVELOPMENT	--	--	--	--
PUBLIC SAFETY	--	--	--	--
HEALTH & WELFARE	--	--	--	--
CORRECTIONS	--	--	--	--
YOUTH DEVELOPMENT	--	--	--	--
CONSERVATION & ENVIRONMENT	--	--	--	--
EDUCATION	--	--	--	--
AGRICULTURE & FORESTRY	--	--	--	--
ECONOMIC DEVELOPMENT	--	--	--	--
MILITARY & VETERANS AFFAIRS	--	--	--	--
WORKFORCE SUPPORT & TRAINING	--	--	--	--
CAPITAL OUTLAY	--	--	--	--
DEBT SERVICE:				
PRINCIPAL	--	--	--	--
INTEREST	--	--	--	--
ISSUANCE COSTS & OTHER CHARGES	--	--	--	--
TOTAL EXPENDITURES	--	--	--	--
EXCESS(DEFICIENCY) OF REVENUES OVER(UNDER) EXPENDITURES	--	--	--	--
OTHER FINANCING SOURCES(USES)				
TRANSFERS IN	--	--	2,543,264.62	6,122,759.77
TRANSFERS OUT	--	--	(1,984,138.42)	(2,208,380.40)
LONG-TERM DEBT ISSUED	--	--	--	--
SALES OF GENERAL CAPITAL ASSETS	--	--	--	--
TOTAL OTHER FINANCING SOURCES/(USES)	--	--	559,126.20	3,914,379.37
NET CHANGE IN FUND BALANCES	--	--	559,126.20	3,914,379.37
FUND BALANCES AT BEGINNING OF YEAR AS RESTATED	--	--	424,206.63	821,317.77
FUND BALANCES AT END OF YEAR	\$--	\$--	\$983,332.83	\$4,735,697.14

**STATE OF LOUISIANA
COMBINING STATEMENT OF REVENUES, EXPENDITURES, AND CHANGES IN FUND BALANCES
GENERAL FUND AS INCLUDED WITH STATUTORILY DEDICATED FUNDS
FOR THE YEAR ENDED JUNE 30, 2015**

	ENERGY PERFORMANCE CONTRACT FUND	ENFORCEMENT EMERGENCY SITUATION RESPONSE ACCOUNT	ENTERTAINMENT PROMOTION AND MARKETING FUND	ENVIRONMENTAL TRUST FUND
REVENUES:				
INTERGOVERNMENTAL REVENUES	\$--	\$--	\$--	\$--
USE OF MONEY & PROPERTY	--	--	--	--
LICENSES, PERMITS & FEES	--	--	--	--
SALES OF COMMODITIES & SERVICES	--	--	--	--
UNCLAIMED PROPERTY	--	--	--	--
OTHER SETTLEMENTS	--	--	--	--
GIFTS, DONATIONS, AND CONTRIBUTIONS	--	--	--	--
OTHER	--	--	--	234,791.20
TOTAL REVENUES	--	--	--	234,791.20
EXPENDITURES:				
CURRENT:				
GENERAL GOVERNMENT	--	--	--	--
CULTURE, RECREATION & TOURISM	--	--	--	--
TRANSPORTATION & DEVELOPMENT	--	--	--	--
PUBLIC SAFETY	--	--	--	--
HEALTH & WELFARE	--	--	--	--
CORRECTIONS	--	--	--	--
YOUTH DEVELOPMENT	--	--	--	--
CONSERVATION & ENVIRONMENT	--	--	--	--
EDUCATION	--	--	--	--
AGRICULTURE & FORESTRY	--	--	--	--
ECONOMIC DEVELOPMENT	--	--	--	--
MILITARY & VETERANS AFFAIRS	--	--	--	--
WORKFORCE SUPPORT & TRAINING	--	--	--	--
INTERGOVERNMENTAL:				
GENERAL GOVERNMENT	--	--	--	--
CULTURE, RECREATION & TOURISM	--	--	--	--
TRANSPORTATION & DEVELOPMENT	--	--	--	--
PUBLIC SAFETY	--	--	--	--
HEALTH & WELFARE	--	--	--	--
CORRECTIONS	--	--	--	--
YOUTH DEVELOPMENT	--	--	--	--
CONSERVATION & ENVIRONMENT	--	--	--	--
EDUCATION	--	--	--	--
AGRICULTURE & FORESTRY	--	--	--	--
ECONOMIC DEVELOPMENT	--	--	--	--
MILITARY & VETERANS AFFAIRS	--	--	--	--
WORKFORCE SUPPORT & TRAINING	--	--	--	--
DEBT SERVICE:				
PRINCIPAL	--	--	--	--
INTEREST	--	--	--	--
ISSUANCE COSTS & OTHER CHARGES	--	--	--	--
TOTAL EXPENDITURES	--	--	--	--
EXCESS(DEFICIENCY) OF REVENUES OVER(UNDER) EXPENDITURES	--	--	--	234,791.20
OTHER FINANCING SOURCES(USES)				
TRANSFERS IN	272.00	36,728.45	258,886.31	57,410,109.92
TRANSFERS OUT	(24,508.47)	--	(317,346.65)	(57,697,735.87)
LONG-TERM DEBT ISSUED	--	--	--	--
SALES OF GENERAL CAPITAL ASSETS	--	--	--	--
TOTAL OTHER FINANCING SOURCES/(USES)	(24,236.47)	36,728.45	(58,460.34)	(287,625.95)
NET CHANGE IN FUND BALANCES	(24,236.47)	36,728.45	(58,460.34)	(52,834.75)
FUND BALANCES AT BEGINNING OF YEAR AS RESTATED	335,673.47	196,956.72	183,198.87	15,395,282.35
FUND BALANCES AT END OF YEAR	\$311,437.00	\$233,685.17	\$124,738.53	\$15,342,447.60

EQUINE HEALTH STUDIES PROGRAM FUND	EVANGELINE PARISH RECREATION DISTRICT SUPPORT FUND	EXPLOITED CHILDREN'S SPECIAL FUND	EXPLOSIVES TRUST FUND	FEED AND FERTILIZER FUND	FEMA REIMBURSEMENT FUND	FIRE INSURANCE FUND	FISCAL ADMINISTRATOR REVOLVING LOAN FUND
\$--	\$--	\$--	\$--	\$--	\$--	\$--	\$--
--	--	--	--	2,738.12	--	--	--
--	--	--	--	1,740,133.93	--	--	--
--	--	--	--	--	--	--	--
--	--	--	--	--	--	--	--
--	--	--	--	--	--	--	--
--	--	--	--	7,690.88	--	1,085,660.00	--
--	--	--	--	1,750,562.93	--	1,085,660.00	--
--	--	--	--	--	--	--	--
--	--	--	--	--	--	--	--
--	--	--	--	--	--	--	--
--	--	--	--	--	--	--	--
--	--	--	--	--	--	--	--
--	--	--	--	--	--	--	--
--	--	--	--	--	--	--	--
--	--	--	--	--	--	--	--
--	--	--	--	--	--	--	--
--	--	--	--	--	--	--	--
750,000.00	--	--	--	--	--	3,382,453.96	--
--	--	--	--	--	--	--	--
--	--	--	--	--	--	--	--
--	--	--	--	--	--	--	--
--	--	--	--	--	--	--	--
750,000.00	--	--	--	--	--	--	--
750,000.00	--	--	--	--	--	3,382,453.96	--
(750,000.00)	--	--	--	1,750,562.93	--	(2,296,793.96)	--
750,000.00	--	--	331,423.43	25.00	2.00	24,782,269.13	--
--	--	--	(197,371.00)	(1,454,212.52)	--	(22,485,475.17)	--
--	--	--	--	--	--	--	--
--	--	--	--	--	--	--	--
750,000.00	--	--	134,052.43	(1,454,187.52)	2.00	2,296,793.96	--
--	--	--	134,052.43	296,375.41	2.00	--	--
--	--	--	--	1,348,684.37	49.04	--	--
\$--	\$--	\$--	\$134,052.43	\$1,645,059.78	\$51.04	\$--	\$--

**STATE OF LOUISIANA
COMBINING STATEMENT OF REVENUES, EXPENDITURES, AND CHANGES IN FUND BALANCES
GENERAL FUND AS INCLUDED WITH STATUTORILY DEDICATED FUNDS
FOR THE YEAR ENDED JUNE 30, 2015**

	FISH AND WILDLIFE VIOLATIONS REWARD FUND	FISHERMEN'S GEAR COMPENSATION FUND	FMAP STABILIZATION FUND	FOREST PROTECTION FUND	FORESTRY PRODUCTIVITY FUND
REVENUES:					
INTERGOVERNMENTAL REVENUES	\$--	\$--	\$--	\$--	\$--
USE OF MONEY & PROPERTY	--	--	--	--	--
LICENSES, PERMITS & FEES	--	--	--	--	--
SALES OF COMMODITIES & SERVICES	--	--	--	--	--
UNCLAIMED PROPERTY	--	--	--	--	--
OTHER SETTLEMENTS	--	--	--	--	--
GIFTS, DONATIONS, AND CONTRIBUTIONS	--	--	--	--	--
OTHER	--	--	--	--	--
TOTAL REVENUES	--	--	--	--	--
EXPENDITURES:					
CURRENT:					
GENERAL GOVERNMENT	--	--	--	--	--
CULTURE, RECREATION & TOURISM	--	--	--	--	--
TRANSPORTATION & DEVELOPMENT	--	--	--	--	--
PUBLIC SAFETY	--	--	--	--	--
HEALTH & WELFARE	--	--	--	--	--
CORRECTIONS	--	--	--	--	--
YOUTH DEVELOPMENT	--	--	--	--	--
CONSERVATION & ENVIRONMENT	--	--	--	--	--
EDUCATION	--	--	--	--	--
AGRICULTURE & FORESTRY	--	--	--	--	--
ECONOMIC DEVELOPMENT	--	--	--	--	--
MILITARY & VETERANS AFFAIRS	--	--	--	--	--
WORKFORCE SUPPORT & TRAINING	--	--	--	--	--
INTERGOVERNMENTAL:					
GENERAL GOVERNMENT	--	--	--	--	--
CULTURE, RECREATION & TOURISM	--	--	--	--	--
TRANSPORTATION & DEVELOPMENT	--	--	--	--	--
PUBLIC SAFETY	--	--	--	--	--
HEALTH & WELFARE	--	--	--	--	--
CORRECTIONS	--	--	--	--	--
YOUTH DEVELOPMENT	--	--	--	--	--
CONSERVATION & ENVIRONMENT	--	--	--	--	--
EDUCATION	--	--	--	--	--
AGRICULTURE & FORESTRY	--	--	--	--	--
ECONOMIC DEVELOPMENT	--	--	--	--	--
MILITARY & VETERANS AFFAIRS	--	--	--	--	--
WORKFORCE SUPPORT & TRAINING	--	--	--	--	--
DEBT SERVICE:					
PRINCIPAL	--	--	--	--	--
INTEREST	--	--	--	--	--
ISSUANCE COSTS & OTHER CHARGES	--	--	--	--	--
TOTAL EXPENDITURES	--	--	--	--	--
EXCESS(DEFICIENCY) OF REVENUES OVER(UNDER) EXPENDITURES	--	--	--	--	--
OTHER FINANCING SOURCES(USES)					
TRANSFERS IN	321.84	363,000.00	--	819,668.55	2,505,595.04
TRANSFERS OUT	--	(870,322.00)	--	(819,668.55)	(1,648,826.19)
LONG-TERM DEBT ISSUED	--	--	--	--	--
SALES OF GENERAL CAPITAL ASSETS	--	--	--	--	--
TOTAL OTHER FINANCING SOURCES/(USES)	321.84	(507,322.00)	--	--	856,768.85
NET CHANGE IN FUND BALANCES	321.84	(507,322.00)	--	--	856,768.85
FUND BALANCES AT BEGINNING OF YEAR AS RESTATED	378.00	1,199,011.07	--	--	5,532,600.02
FUND BALANCES AT END OF YEAR	\$699.84	\$691,689.07	\$--	\$--	\$6,389,368.87

FRAUD DETECTION FUND	FRIENDS OF NORD FUND	FUND FOR LOUISIANANS IN NEED OF CIVIL LEGAL ASSISTANCE	FUTURE MEDICAL CARE FUND	GEAUX PASS TRANSITION FUND	GRAIN AND COTTON INDEMNITY FUND	GREATER NEW ORLEANS SPORTS FOUNDATION FUND	HAZARDOUS MATERIALS EMERGENCY RESPONSE FUND
\$--	\$--	\$--	\$--	\$--	\$--	\$--	\$--
--	--	--	--	--	--	--	--
--	--	--	--	--	--	--	--
--	--	--	--	--	--	--	--
--	--	--	--	--	--	--	--
--	--	--	--	--	--	--	--
--	--	--	--	--	--	--	--
--	--	--	--	--	--	--	--
--	--	--	--	--	--	--	--
--	--	--	--	--	--	--	--
--	--	--	--	--	--	--	--
--	--	--	--	--	--	--	--
--	--	--	--	--	--	--	--
--	--	--	--	--	--	--	--
--	--	--	--	--	--	--	--
--	--	--	--	--	--	--	--
--	--	--	--	--	--	--	--
--	--	--	--	--	--	--	--
--	--	--	--	--	--	--	--
--	--	--	--	--	--	--	--
--	--	--	--	--	--	--	--
--	--	--	--	--	--	--	--
--	--	--	--	--	--	--	--
--	--	--	--	--	--	--	--
--	--	--	--	--	--	--	--
--	--	--	--	--	--	--	--
--	--	--	--	--	--	--	--
--	--	--	--	--	--	--	--
--	--	--	--	--	--	--	--
--	--	--	--	--	--	--	--
--	--	--	--	--	--	--	--
--	--	--	--	--	--	--	--
553,325.53	100,090.00	--	1,144,833.85	1,851.00	677,158.35	1,000,024.00	235,420.47
(371,648.00)	(50,000.00)	--	(1,137,192.85)	(680,881.00)	(4,807.00)	(1,000,461.00)	(222,585.00)
--	--	--	--	--	--	--	--
--	--	--	--	--	--	--	--
181,677.53	50,090.00	--	7,641.00	(679,030.00)	672,351.35	(437.00)	12,835.47
181,677.53	50,090.00	--	7,641.00	(679,030.00)	672,351.35	(437.00)	12,835.47
1,531,286.16	50,753.00	--	10,054,095.00	2,269,605.85	2,737,087.92	480.91	--
\$1,712,963.69	\$100,843.00	\$--	\$10,061,736.00	\$1,590,575.85	\$3,409,439.27	\$43.91	\$12,835.47

**STATE OF LOUISIANA
COMBINING STATEMENT OF REVENUES, EXPENDITURES, AND CHANGES IN FUND BALANCES
GENERAL FUND AS INCLUDED WITH STATUTORILY DEDICATED FUNDS
FOR THE YEAR ENDED JUNE 30, 2015**

	HAZARDOUS WASTE SITE CLEANUP FUND	HEALTH CARE FACILITY FUND	HEALTH CARE REDESIGN FUND	HEALTH TRUST FUND	HELP LOUISIANA VOTE FUND
REVENUES:					
INTERGOVERNMENTAL REVENUES	\$--	\$--	\$--	\$--	\$63,730.47
USE OF MONEY & PROPERTY	--	--	--	--	172.00
LICENSES, PERMITS & FEES	--	--	--	--	--
SALES OF COMMODITIES & SERVICES	--	--	--	--	--
UNCLAIMED PROPERTY	--	--	--	--	--
OTHER SETTLEMENTS	--	--	--	--	--
GIFTS, DONATIONS, AND CONTRIBUTIONS	--	--	--	--	--
OTHER	448,651.08	--	--	--	8.32
TOTAL REVENUES	448,651.08	--	--	--	63,910.79
EXPENDITURES:					
CURRENT:					
GENERAL GOVERNMENT	--	--	--	--	--
CULTURE, RECREATION & TOURISM	--	--	--	--	--
TRANSPORTATION & DEVELOPMENT	--	--	--	--	--
PUBLIC SAFETY	--	--	--	--	--
HEALTH & WELFARE	--	--	--	--	--
CORRECTIONS	--	--	--	--	--
YOUTH DEVELOPMENT	--	--	--	--	--
CONSERVATION & ENVIRONMENT	--	--	--	--	--
EDUCATION	--	--	--	--	--
AGRICULTURE & FORESTRY	--	--	--	--	--
ECONOMIC DEVELOPMENT	--	--	--	--	--
MILITARY & VETERANS AFFAIRS	--	--	--	--	--
WORKFORCE SUPPORT & TRAINING	--	--	--	--	--
INTERGOVERNMENTAL:					
GENERAL GOVERNMENT	--	--	--	--	--
CULTURE, RECREATION & TOURISM	--	--	--	--	--
TRANSPORTATION & DEVELOPMENT	--	--	--	--	--
PUBLIC SAFETY	--	--	--	--	--
HEALTH & WELFARE	--	--	--	--	--
CORRECTIONS	--	--	--	--	--
YOUTH DEVELOPMENT	--	--	--	--	--
CONSERVATION & ENVIRONMENT	--	--	--	--	--
EDUCATION	--	--	--	--	--
AGRICULTURE & FORESTRY	--	--	--	--	--
ECONOMIC DEVELOPMENT	--	--	--	--	--
MILITARY & VETERANS AFFAIRS	--	--	--	--	--
WORKFORCE SUPPORT & TRAINING	--	--	--	--	--
DEBT SERVICE:					
PRINCIPAL	--	--	--	--	--
INTEREST	--	--	--	--	--
ISSUANCE COSTS & OTHER CHARGES	--	--	--	--	--
TOTAL EXPENDITURES	--	--	--	--	--
EXCESS(DEFICIENCY) OF REVENUES OVER(UNDER) EXPENDITURES	448,651.08	--	--	--	63,910.79
OTHER FINANCING SOURCES(USES)					
TRANSFERS IN	6,738,304.25	89,354.67	--	14,615,667.59	--
TRANSFERS OUT	(6,929,182.65)	--	--	(3,432,531.00)	(64,855.67)
LONG-TERM DEBT ISSUED	--	--	--	--	--
SALES OF GENERAL CAPITAL ASSETS	--	--	--	--	--
TOTAL OTHER FINANCING SOURCES/(USES)	(190,878.40)	89,354.67	--	11,183,136.59	(64,855.67)
NET CHANGE IN FUND BALANCES	257,772.68	89,354.67	--	11,183,136.59	(944.88)
FUND BALANCES AT BEGINNING OF YEAR AS RESTATED	4,919,966.80	300,792.86	3,478.00	1,377.00	190,831.66
FUND BALANCES AT END OF YEAR	\$5,177,739.48	\$390,147.53	\$3,478.00	\$11,184,513.59	\$189,886.78

STATE OF LOUISIANA
COMBINING STATEMENT OF REVENUES, EXPENDITURES, AND CHANGES IN FUND BALANCES
GENERAL FUND AS INCLUDED WITH STATUTORILY DEDICATED FUNDS
FOR THE YEAR ENDED JUNE 30, 2015

	INNOCENCE COMPENSATION FUND	INSURANCE FRAUD INVESTIGATION FUND	INSURANCE VERIFICATION SYSTEM FUND	JUDGES' SUPPLEMENTAL COMPENSATION FUND
REVENUES:				
INTERGOVERNMENTAL REVENUES	\$--	\$--	\$--	\$--
USE OF MONEY & PROPERTY	--	--	--	--
LICENSES, PERMITS & FEES	--	--	--	--
SALES OF COMMODITIES & SERVICES	--	--	--	--
UNCLAIMED PROPERTY	--	--	--	--
OTHER SETTLEMENTS	--	--	--	--
GIFTS, DONATIONS, AND CONTRIBUTIONS	--	--	--	--
OTHER	--	--	--	--
TOTAL REVENUES	--	--	--	--
EXPENDITURES:				
CURRENT:				
GENERAL GOVERNMENT	--	--	--	--
CULTURE, RECREATION & TOURISM	--	--	--	--
TRANSPORTATION & DEVELOPMENT	--	--	--	--
PUBLIC SAFETY	--	--	--	--
HEALTH & WELFARE	--	--	--	--
CORRECTIONS	--	--	--	--
YOUTH DEVELOPMENT	--	--	--	--
CONSERVATION & ENVIRONMENT	--	--	--	--
EDUCATION	--	--	--	--
AGRICULTURE & FORESTRY	--	--	--	--
ECONOMIC DEVELOPMENT	--	--	--	--
MILITARY & VETERANS AFFAIRS	--	--	--	--
WORKFORCE SUPPORT & TRAINING	--	--	--	--
INTERGOVERNMENTAL:				
GENERAL GOVERNMENT	--	--	--	--
CULTURE, RECREATION & TOURISM	--	--	--	--
TRANSPORTATION & DEVELOPMENT	--	--	--	--
PUBLIC SAFETY	--	--	--	--
HEALTH & WELFARE	--	--	--	--
CORRECTIONS	--	--	--	--
YOUTH DEVELOPMENT	--	--	--	--
CONSERVATION & ENVIRONMENT	--	--	--	--
EDUCATION	--	--	--	--
AGRICULTURE & FORESTRY	--	--	--	--
ECONOMIC DEVELOPMENT	--	--	--	--
MILITARY & VETERANS AFFAIRS	--	--	--	--
WORKFORCE SUPPORT & TRAINING	--	--	--	--
DEBT SERVICE:				
PRINCIPAL	--	--	--	--
INTEREST	--	--	--	--
ISSUANCE COSTS & OTHER CHARGES	--	--	--	--
TOTAL EXPENDITURES	--	--	--	--
EXCESS(DEFICIENCY) OF REVENUES OVER(UNDER) EXPENDITURES	--	--	--	--
OTHER FINANCING SOURCES(USES)				
TRANSFERS IN	548,044.00	3,777,990.32	37,164,727.00	4,529,318.03
TRANSFERS OUT	(548,000.00)	(3,813,073.02)	(36,912,147.00)	(4,525,385.04)
LONG-TERM DEBT ISSUED	--	--	--	--
SALES OF GENERAL CAPITAL ASSETS	--	--	--	--
TOTAL OTHER FINANCING SOURCES/(USES)	44.00	(35,082.70)	252,580.00	3,932.99
NET CHANGE IN FUND BALANCES	44.00	(35,082.70)	252,580.00	3,932.99
FUND BALANCES AT BEGINNING OF YEAR AS RESTATED	4,333.46	35,443.81	--	304.94
FUND BALANCES AT END OF YEAR	\$4,377.46	\$361.11	\$252,580.00	\$4,237.93

**STATE OF LOUISIANA
COMBINING STATEMENT OF REVENUES, EXPENDITURES, AND CHANGES IN FUND BALANCES
GENERAL FUND AS INCLUDED WITH STATUTORILY DEDICATED FUNDS
FOR THE YEAR ENDED JUNE 30, 2015**

	LOTTERY PROCEEDS FUND	LOUISIANA AGRICULTURAL FINANCE AUTHORITY FUND	LOUISIANA ALLIGATOR RESOURCE FUND	LOUISIANA ANIMAL WELFARE FUND	LOUISIANA BIKE AND PEDESTRIAN SAFETY FUND
REVENUES:					
INTERGOVERNMENTAL REVENUES	\$--	\$--	\$--	\$--	\$--
USE OF MONEY & PROPERTY	--	--	--	--	--
LICENSES, PERMITS & FEES	--	--	--	--	--
SALES OF COMMODITIES & SERVICES	--	--	--	--	--
UNCLAIMED PROPERTY	--	--	--	--	--
OTHER SETTLEMENTS	--	--	--	--	--
GIFTS, DONATIONS, AND CONTRIBUTIONS	--	--	--	--	--
OTHER	--	--	--	--	--
TOTAL REVENUES	--	--	--	--	--
EXPENDITURES:					
CURRENT:					
GENERAL GOVERNMENT	--	--	--	--	--
CULTURE, RECREATION & TOURISM	--	--	--	--	--
TRANSPORTATION & DEVELOPMENT	--	--	--	--	--
PUBLIC SAFETY	--	--	--	--	--
HEALTH & WELFARE	--	--	--	--	--
CORRECTIONS	--	--	--	--	--
YOUTH DEVELOPMENT	--	--	--	--	--
CONSERVATION & ENVIRONMENT	--	--	--	--	--
EDUCATION	--	--	--	--	--
AGRICULTURE & FORESTRY	--	--	--	--	--
ECONOMIC DEVELOPMENT	--	--	--	--	--
MILITARY & VETERANS AFFAIRS	--	--	--	--	--
WORKFORCE SUPPORT & TRAINING	--	--	--	--	--
INTERGOVERNMENTAL:					
GENERAL GOVERNMENT	--	--	--	--	--
CULTURE, RECREATION & TOURISM	--	--	--	--	--
TRANSPORTATION & DEVELOPMENT	--	--	--	--	--
PUBLIC SAFETY	--	--	--	--	--
HEALTH & WELFARE	--	--	--	--	--
CORRECTIONS	--	--	--	--	--
YOUTH DEVELOPMENT	--	--	--	--	--
CONSERVATION & ENVIRONMENT	--	--	--	--	--
EDUCATION	--	--	--	--	--
AGRICULTURE & FORESTRY	--	--	--	--	--
ECONOMIC DEVELOPMENT	--	--	--	--	--
MILITARY & VETERANS AFFAIRS	--	--	--	--	--
WORKFORCE SUPPORT & TRAINING	--	--	--	--	--
DEBT SERVICE:					
PRINCIPAL	--	--	--	--	--
INTEREST	--	--	--	--	--
ISSUANCE COSTS & OTHER CHARGES	--	--	--	--	--
TOTAL EXPENDITURES	--	--	--	--	--
EXCESS(DEFICIENCY) OF REVENUES OVER(UNDER) EXPENDITURES	--	--	--	--	--
OTHER FINANCING SOURCES(USES)					
TRANSFERS IN	175,820,941.00	12,000,742.00	2,675,826.43	--	4,745.83
TRANSFERS OUT	(175,941,950.00)	(12,004,156.00)	(1,223,930.26)	--	(1,788.25)
LONG-TERM DEBT ISSUED	--	--	--	--	--
SALES OF GENERAL CAPITAL ASSETS	--	--	--	--	--
TOTAL OTHER FINANCING SOURCES/(USES)	(121,009.00)	(3,414.00)	1,451,896.17	--	2,957.58
NET CHANGE IN FUND BALANCES	(121,009.00)	(3,414.00)	1,451,896.17	--	2,957.58
FUND BALANCES AT BEGINNING OF YEAR AS RESTATED	109,662,351.00	8,626.00	2,025,917.28	6,005.42	3,648.92
FUND BALANCES AT END OF YEAR	\$109,541,342.00	\$5,212.00	\$3,477,813.45	\$6,005.42	\$6,606.50

**STATE OF LOUISIANA
COMBINING STATEMENT OF REVENUES, EXPENDITURES, AND CHANGES IN FUND BALANCES
GENERAL FUND AS INCLUDED WITH STATUTORILY DEDICATED FUNDS
FOR THE YEAR ENDED JUNE 30, 2015**

	LOUISIANA FUR PUBLIC EDUCATION & MARKETING FUND	LOUISIANA HELP OUR WILDLIFE FUND	LOUISIANA HIGHWAY SAFETY FUND	LOUISIANA INDIGENT PARENT REPRESENTATION PROGRAM FUND	LOUISIANA INTEROPERABILITY FUND
REVENUES:					
INTERGOVERNMENTAL REVENUES	\$--	\$--	\$--	\$--	\$--
USE OF MONEY & PROPERTY	--	--	--	--	--
LICENSES, PERMITS & FEES	--	--	--	--	--
SALES OF COMMODITIES & SERVICES	--	--	--	--	--
UNCLAIMED PROPERTY	--	--	--	--	--
OTHER SETTLEMENTS	--	--	--	--	--
GIFTS, DONATIONS, AND CONTRIBUTIONS	--	--	--	--	--
OTHER	--	--	--	--	--
TOTAL REVENUES	--	--	--	--	--
EXPENDITURES:					
CURRENT:					
GENERAL GOVERNMENT	--	--	--	--	--
CULTURE, RECREATION & TOURISM	--	--	--	--	--
TRANSPORTATION & DEVELOPMENT	--	--	--	--	--
PUBLIC SAFETY	--	--	--	--	--
HEALTH & WELFARE	--	--	--	--	--
CORRECTIONS	--	--	--	--	--
YOUTH DEVELOPMENT	--	--	--	--	--
CONSERVATION & ENVIRONMENT	--	--	--	--	--
EDUCATION	--	--	--	--	--
AGRICULTURE & FORESTRY	--	--	--	--	--
ECONOMIC DEVELOPMENT	--	--	--	--	--
MILITARY & VETERANS AFFAIRS	--	--	--	--	--
WORKFORCE SUPPORT & TRAINING	--	--	--	--	--
INTERGOVERNMENTAL:					
GENERAL GOVERNMENT	--	--	--	--	--
CULTURE, RECREATION & TOURISM	--	--	--	--	--
TRANSPORTATION & DEVELOPMENT	--	--	--	--	--
PUBLIC SAFETY	--	--	--	--	--
HEALTH & WELFARE	--	--	--	--	--
CORRECTIONS	--	--	--	--	--
YOUTH DEVELOPMENT	--	--	--	--	--
CONSERVATION & ENVIRONMENT	--	--	--	--	--
EDUCATION	--	--	--	--	--
AGRICULTURE & FORESTRY	--	--	--	--	--
ECONOMIC DEVELOPMENT	--	--	--	--	--
MILITARY & VETERANS AFFAIRS	--	--	--	--	--
WORKFORCE SUPPORT & TRAINING	--	--	--	--	--
CAPITAL OUTLAY	--	--	--	--	--
DEBT SERVICE:					
PRINCIPAL	--	--	--	--	--
INTEREST	--	--	--	--	--
ISSUANCE COSTS & OTHER CHARGES	--	--	--	--	--
TOTAL EXPENDITURES	--	--	--	--	--
EXCESS(DEFICIENCY) OF REVENUES OVER(UNDER) EXPENDITURES	--	--	--	--	--
OTHER FINANCING SOURCES(USES)					
TRANSFERS IN	53,466.00	12,212.03	345.50	1,308,578.00	622.00
TRANSFERS OUT	(84,247.69)	(3,870.00)	--	(1,308,253.00)	(155,750.00)
LONG-TERM DEBT ISSUED	--	--	--	--	--
SALES OF GENERAL CAPITAL ASSETS	--	--	--	--	--
TOTAL OTHER FINANCING SOURCES/(USES)	(30,781.69)	8,342.03	345.50	325.00	(155,128.00)
NET CHANGE IN FUND BALANCES	(30,781.69)	8,342.03	345.50	325.00	(155,128.00)
FUND BALANCES AT BEGINNING OF YEAR AS RESTATED	500,171.31	19,916.40	152,760.50	6,541.34	610,335.55
FUND BALANCES AT END OF YEAR	\$469,389.62	\$28,258.43	\$153,106.00	\$6,866.34	\$455,207.55

LOUISIANA LIFE SAFETY AND PROPERTY PROTECTION TRUST FUND	LOUISIANA MANUFACTURED HOUSING COMMISSION FUND	LOUISIANA MEDICAL ASSISTANCE TRUST FUND	LOUISIANA MEGA-PROJECT DEVELOPMENT FUND	LOUISIANA MILITARY FAMILY ASSISTANCE FUND	LOUISIANA PUBLIC DEFENDER FUND	LOUISIANA STADIUM & EXPOSITION DISTRICT LICENSE PLATE FUND	LOUISIANA STATE PARKS IMPROVEMENT & REPAIR FUND
\$--	\$--	\$--	\$--	\$--	\$--	\$--	\$--
--	--	--	--	--	--	--	--
--	--	--	--	--	--	--	--
--	--	--	--	--	--	--	--
--	--	--	--	96,861.27	--	--	--
--	--	--	--	250.00	--	--	--
--	--	--	--	97,111.27	--	--	--
--	--	--	--	--	--	--	--
--	--	--	--	--	--	--	--
--	--	--	--	--	--	--	--
--	--	--	--	--	--	--	--
--	--	--	--	--	--	--	--
--	--	--	--	--	--	--	--
--	--	--	--	--	--	600,000.00	--
--	--	--	--	--	--	--	--
--	--	--	--	--	--	--	--
--	--	--	--	--	--	--	--
--	--	--	--	--	--	--	--
--	--	--	--	--	--	--	--
--	--	--	--	--	--	--	--
--	--	--	--	--	--	--	--
--	--	--	--	--	--	600,000.00	--
--	--	--	--	97,111.27	--	(600,000.00)	--
842,022.71 (1,364,512.90)	263,327.90 (406,860.25)	181,889,317.91 (168,701,671.54)	10,053,444.00 (24,190,437.33)	1,535.00 (20,037.24)	32,724,883.00 (32,367,662.14)	692,372.98 --	9,440,734.83 (8,501,209.09)
--	--	--	--	--	--	--	--
--	--	--	--	--	--	--	--
(522,490.19)	(143,532.35)	13,187,646.37	(14,136,993.33)	(18,502.24)	357,220.86	692,372.98	939,525.74
(522,490.19)	(143,532.35)	13,187,646.37	(14,136,993.33)	78,609.03	357,220.86	92,372.98	939,525.74
522,490.19	143,532.35	14,514,288.63	26,012,923.83	621,480.44	585,031.59	4,500.00	2,631,852.49
\$--	\$--	\$27,701,935.00	\$11,875,930.50	\$700,089.47	\$942,252.45	\$96,872.98	\$3,571,378.23

STATE OF LOUISIANA
COMBINING STATEMENT OF REVENUES, EXPENDITURES, AND CHANGES IN FUND BALANCES
GENERAL FUND AS INCLUDED WITH STATUTORILY DEDICATED FUNDS
FOR THE YEAR ENDED JUNE 30, 2015

	LOUISIANA STATE POLICE SALARY FUND	LOUISIANA TOWING & STORING FUND	LOUISIANA WILD TURKEY STAMP FUND	LTRC TRANSPORTATION TRAINING AND EDUCATION CENTER FUND	MAJOR EVENTS FUND
REVENUES:					
INTERGOVERNMENTAL REVENUES	\$--	\$--	\$--	\$--	\$--
USE OF MONEY & PROPERTY	--	--	--	--	--
LICENSES, PERMITS & FEES	--	--	--	--	--
SALES OF COMMODITIES & SERVICES	--	--	--	--	--
UNCLAIMED PROPERTY	--	--	--	--	--
OTHER SETTLEMENTS	--	--	--	--	--
GIFTS, DONATIONS, AND CONTRIBUTIONS	--	--	--	--	--
OTHER	--	--	--	--	--
TOTAL REVENUES	--	--	--	--	--
EXPENDITURES:					
CURRENT:					
GENERAL GOVERNMENT	--	--	--	--	--
CULTURE, RECREATION & TOURISM	--	--	--	--	--
TRANSPORTATION & DEVELOPMENT	--	--	--	--	--
PUBLIC SAFETY	--	--	--	--	--
HEALTH & WELFARE	--	--	--	--	--
CORRECTIONS	--	--	--	--	--
YOUTH DEVELOPMENT	--	--	--	--	--
CONSERVATION & ENVIRONMENT	--	--	--	--	--
EDUCATION	--	--	--	--	--
AGRICULTURE & FORESTRY	--	--	--	--	--
ECONOMIC DEVELOPMENT	--	--	--	--	--
MILITARY & VETERANS AFFAIRS	--	--	--	--	--
WORKFORCE SUPPORT & TRAINING	--	--	--	--	--
INTERGOVERNMENTAL:					
GENERAL GOVERNMENT	--	--	--	--	--
CULTURE, RECREATION & TOURISM	--	--	--	--	--
TRANSPORTATION & DEVELOPMENT	--	--	--	--	--
PUBLIC SAFETY	--	--	--	--	--
HEALTH & WELFARE	--	--	--	--	--
CORRECTIONS	--	--	--	--	--
YOUTH DEVELOPMENT	--	--	--	--	--
CONSERVATION & ENVIRONMENT	--	--	--	--	--
EDUCATION	--	--	--	--	--
AGRICULTURE & FORESTRY	--	--	--	--	--
ECONOMIC DEVELOPMENT	--	--	--	--	--
MILITARY & VETERANS AFFAIRS	--	--	--	--	--
WORKFORCE SUPPORT & TRAINING	--	--	--	--	--
CAPITAL OUTLAY	--	--	--	--	--
DEBT SERVICE:					
PRINCIPAL	--	--	--	--	--
INTEREST	--	--	--	--	--
ISSUANCE COSTS & OTHER CHARGES	--	--	--	--	--
TOTAL EXPENDITURES	--	--	--	--	--
EXCESS(DEFICIENCY) OF REVENUES OVER(UNDER) EXPENDITURES	--	--	--	--	--
OTHER FINANCING SOURCES(USES)					
TRANSFERS IN	15,600,000.00	426,658.67	60,911.29	518,283.07	--
TRANSFERS OUT	(15,600,000.00)	(218,505.00)	(74,925.00)	(524,590.00)	--
LONG-TERM DEBT ISSUED	--	--	--	--	--
SALES OF GENERAL CAPITAL ASSETS	--	--	--	--	--
TOTAL OTHER FINANCING SOURCES/(USES)	--	208,153.67	(14,013.71)	(6,306.93)	--
NET CHANGE IN FUND BALANCES	--	208,153.67	(14,013.71)	(6,306.93)	--
FUND BALANCES AT BEGINNING OF YEAR AS RESTATED	--	--	651,016.29	1,180,077.16	--
FUND BALANCES AT END OF YEAR	\$--	\$208,153.67	\$637,002.58	\$1,173,770.23	\$--

STATE OF LOUISIANA
COMBINING STATEMENT OF REVENUES, EXPENDITURES, AND CHANGES IN FUND BALANCES
GENERAL FUND AS INCLUDED WITH STATUTORILY DEDICATED FUNDS
FOR THE YEAR ENDED JUNE 30, 2015

	MINERAL REVENUE AUDIT & SETTLEMENT FUND	MOTOR CARRIER REGULATION FUND	MOTOR FUELS UNDERGROUND STORAGE TANK TRUST FUND	MOTORCYCLE SAFETY AWARENESS & OPERATOR TRAINING PROGRAM FUND	MUNICIPAL FIRE & POLICE CIVIL SERVICE OPERATING FUND
REVENUES:					
INTERGOVERNMENTAL REVENUES	\$--	\$--	\$--	\$--	\$--
USE OF MONEY & PROPERTY	--	--	--	--	--
LICENSES, PERMITS & FEES	--	--	--	--	--
SALES OF COMMODITIES & SERVICES	--	--	--	--	--
UNCLAIMED PROPERTY	--	--	--	--	--
OTHER SETTLEMENTS	--	--	--	--	--
GIFTS, DONATIONS, AND CONTRIBUTIONS	--	--	--	--	--
OTHER	--	--	--	--	304.24
TOTAL REVENUES	--	--	--	--	304.24
EXPENDITURES:					
CURRENT:					
GENERAL GOVERNMENT	--	--	--	--	--
CULTURE, RECREATION & TOURISM	--	--	--	--	--
TRANSPORTATION & DEVELOPMENT	--	--	--	--	--
PUBLIC SAFETY	--	--	--	--	--
HEALTH & WELFARE	--	--	--	--	--
CORRECTIONS	--	--	--	--	--
YOUTH DEVELOPMENT	--	--	--	--	--
CONSERVATION & ENVIRONMENT	--	--	--	--	--
EDUCATION	--	--	--	--	--
AGRICULTURE & FORESTRY	--	--	--	--	--
ECONOMIC DEVELOPMENT	--	--	--	--	--
MILITARY & VETERANS AFFAIRS	--	--	--	--	--
WORKFORCE SUPPORT & TRAINING	--	--	--	--	--
INTERGOVERNMENTAL:					
GENERAL GOVERNMENT	--	--	--	--	--
CULTURE, RECREATION & TOURISM	--	--	--	--	--
TRANSPORTATION & DEVELOPMENT	--	--	--	--	--
PUBLIC SAFETY	--	--	--	--	--
HEALTH & WELFARE	--	--	--	--	--
CORRECTIONS	--	--	--	--	--
YOUTH DEVELOPMENT	--	--	--	--	--
CONSERVATION & ENVIRONMENT	--	--	--	--	--
EDUCATION	--	--	--	--	--
AGRICULTURE & FORESTRY	--	--	--	--	--
ECONOMIC DEVELOPMENT	--	--	--	--	--
MILITARY & VETERANS AFFAIRS	--	--	--	--	--
WORKFORCE SUPPORT & TRAINING	--	--	--	--	--
CAPITAL OUTLAY					
DEBT SERVICE:					
PRINCIPAL	--	--	--	--	--
INTEREST	--	--	--	--	--
ISSUANCE COSTS & OTHER CHARGES	--	--	--	--	--
TOTAL EXPENDITURES	--	--	--	--	--
EXCESS(DEFICIENCY) OF REVENUES OVER(UNDER) EXPENDITURES	--	--	--	--	304.24
OTHER FINANCING SOURCES(USES)					
TRANSFERS IN	72.00	257,909.66	24,897,411.61	208,834.00	2,172,587.82
TRANSFERS OUT	--	(154,170.00)	(17,039,923.80)	(135,999.00)	(2,064,432.00)
LONG-TERM DEBT ISSUED	--	--	--	--	--
SALES OF GENERAL CAPITAL ASSETS	--	--	--	--	--
TOTAL OTHER FINANCING SOURCES/(USES)	72.00	103,739.66	7,857,487.81	72,835.00	108,155.82
NET CHANGE IN FUND BALANCES	72.00	103,739.66	7,857,487.81	72,835.00	108,460.06
FUND BALANCES AT BEGINNING OF YEAR AS RESTATED	86,855.00	332,704.98	75,630,981.67	--	--
FUND BALANCES AT END OF YEAR	\$86,927.00	\$436,444.64	\$83,488,469.48	\$72,835.00	\$108,460.06

**STATE OF LOUISIANA
COMBINING STATEMENT OF REVENUES, EXPENDITURES, AND CHANGES IN FUND BALANCES
GENERAL FUND AS INCLUDED WITH STATUTORILY DEDICATED FUNDS
FOR THE YEAR ENDED JUNE 30, 2015**

	OFFICE OF WORKERS' COMPENSATION ADMINISTRATIVE FUND	OIL & GAS REGULATORY FUND	OIL SPILL CONTINGENCY FUND	OILFIELD SITE RESTORATION FUND
REVENUES:				
INTERGOVERNMENTAL REVENUES	\$--	\$--	\$485,945.89	\$--
USE OF MONEY & PROPERTY	--	--	--	--
LICENSES, PERMITS & FEES	--	--	--	--
SALES OF COMMODITIES & SERVICES	--	--	--	--
UNCLAIMED PROPERTY	--	--	--	--
OTHER SETTLEMENTS	--	--	3,687,186.77	--
GIFTS, DONATIONS, AND CONTRIBUTIONS	--	--	--	--
OTHER	--	--	--	--
TOTAL REVENUES	--	--	4,173,132.66	--
EXPENDITURES:				
CURRENT:				
GENERAL GOVERNMENT	--	--	--	--
CULTURE, RECREATION & TOURISM	--	--	--	--
TRANSPORTATION & DEVELOPMENT	--	--	--	--
PUBLIC SAFETY	--	--	--	--
HEALTH & WELFARE	--	--	--	--
CORRECTIONS	--	--	--	--
YOUTH DEVELOPMENT	--	--	--	--
CONSERVATION & ENVIRONMENT	--	--	--	--
EDUCATION	--	--	--	--
AGRICULTURE & FORESTRY	--	--	--	--
ECONOMIC DEVELOPMENT	--	--	--	--
MILITARY & VETERANS AFFAIRS	--	--	--	--
WORKFORCE SUPPORT & TRAINING	--	--	--	--
INTERGOVERNMENTAL:				
GENERAL GOVERNMENT	--	--	--	--
CULTURE, RECREATION & TOURISM	--	--	--	--
TRANSPORTATION & DEVELOPMENT	--	--	--	--
PUBLIC SAFETY	--	--	--	--
HEALTH & WELFARE	--	--	--	--
CORRECTIONS	--	--	--	--
YOUTH DEVELOPMENT	--	--	--	--
CONSERVATION & ENVIRONMENT	--	--	--	--
EDUCATION	--	--	--	--
AGRICULTURE & FORESTRY	--	--	--	--
ECONOMIC DEVELOPMENT	--	--	--	--
MILITARY & VETERANS AFFAIRS	--	--	--	--
WORKFORCE SUPPORT & TRAINING	--	--	--	--
CAPITAL OUTLAY	--	--	--	--
DEBT SERVICE:				
PRINCIPAL	--	--	--	--
INTEREST	--	--	--	--
ISSUANCE COSTS & OTHER CHARGES	--	--	--	--
TOTAL EXPENDITURES	--	--	--	--
EXCESS(DEFICIENCY) OF REVENUES OVER(UNDER) EXPENDITURES	--	--	4,173,132.66	--
OTHER FINANCING SOURCES(USES)				
TRANSFERS IN	12,439,246.93	9,147,032.55	5,322,110.58	3,874,643.11
TRANSFERS OUT	(17,235,992.00)	(8,626,706.74)	(10,769,561.60)	(7,701,007.04)
LONG-TERM DEBT ISSUED	--	--	--	--
SALES OF GENERAL CAPITAL ASSETS	--	--	--	--
TOTAL OTHER FINANCING SOURCES/(USES)	(4,796,745.07)	520,325.81	(5,447,451.02)	(3,826,363.93)
NET CHANGE IN FUND BALANCES	(4,796,745.07)	520,325.81	(1,274,318.36)	(3,826,363.93)
FUND BALANCES AT BEGINNING OF YEAR AS RESTATED	8,165,243.46	206,121.97	(10,976,368.33)	15,618,847.26
FUND BALANCES AT END OF YEAR	\$3,368,498.39	\$726,447.78	\$(12,250,686.69)	\$11,792,483.33

OVERCOLLECTIONS FUND	OYSTER DEVELOPMENT FUND	OYSTER SANITATION FUND	PARI-MUTUEL LIVE RACING FACILITY GAMING CONTROL FUND	PARISH & MUNICIPALITIES EXCELLENCE FUNDS	PARISH & MUNICIPALITIES FUNDS	PAYMENTS TOWARDS THE UAL FUND	PESTICIDE FUND	PET OVERPOPULATION FUND
\$--	\$--	\$--	\$--	\$--	\$--	\$--	\$--	\$--
--	--	--	--	--	--	--	7,704.41	--
--	--	--	--	--	--	--	5,697,765.00	--
--	--	--	--	--	--	--	--	--
--	--	--	--	--	--	--	--	--
--	--	--	--	--	--	--	--	--
(873,148.49)	--	--	--	--	--	--	101,597.18	--
(873,148.49)	--	--	--	--	--	--	5,807,066.59	--
--	--	--	--	--	--	--	--	--
--	--	--	--	--	--	--	--	--
--	--	--	--	--	--	--	--	24,188.75
--	--	--	--	--	--	--	--	--
--	--	--	--	--	--	--	--	--
--	--	--	--	--	--	--	236.98	--
--	--	--	--	--	--	--	--	--
--	--	--	--	--	--	--	--	--
6,000,000.00	--	--	--	--	--	--	--	--
--	--	--	--	--	8,700,000.00	--	--	--
--	--	--	--	--	--	--	--	--
--	--	--	--	--	--	--	--	--
--	--	--	--	--	--	--	--	--
--	--	--	--	--	--	--	--	--
--	--	--	50,000.00	434,209.00	823,688.00	--	--	--
--	--	--	--	--	--	--	--	--
--	--	--	--	--	--	--	--	--
--	--	--	--	--	--	--	--	--
--	--	--	--	--	--	--	--	--
--	--	--	--	--	--	--	--	--
6,000,000.00	--	--	50,000.00	434,209.00	9,523,688.00	--	236.98	24,188.75
(6,873,148.49)	--	--	(50,000.00)	(434,209.00)	(9,523,688.00)	--	5,806,829.61	(24,188.75)
222,381,314.46	165,396.90	375,360.41	57,675,204.00	2,882,935.73	58,235,821.31	790.00	42,550.00	3,236.46
(380,448,655.27)	(89,889.64)	(423,538.91)	(57,625,204.00)	(2,469,444.53)	(52,984,179.67)	--	(4,629,039.13)	--
--	--	--	--	--	--	--	--	--
--	--	--	--	--	--	--	--	--
(158,067,340.81)	75,507.26	(48,178.50)	50,000.00	413,491.20	5,251,641.64	790.00	(4,586,489.13)	3,236.46
(164,940,489.30)	75,507.26	(48,178.50)	--	(20,717.80)	(4,272,046.36)	790.00	1,220,340.48	(20,952.29)
217,497,796.69	277,185.79	346,869.64	--	220,666.64	33,219,145.91	6,494.83	903,733.04	20,952.29
\$52,557,307.39	\$352,693.05	\$298,691.14	\$--	\$199,948.84	\$28,947,099.55	\$7,284.83	\$2,124,073.52	\$--

**STATE OF LOUISIANA
COMBINING STATEMENT OF REVENUES, EXPENDITURES, AND CHANGES IN FUND BALANCES
GENERAL FUND AS INCLUDED WITH STATUTORILY DEDICATED FUNDS
FOR THE YEAR ENDED JUNE 30, 2015**

	PETROLEUM PRODUCTS FUND	POVERTY POINT RESERVOIR DEVELOPMENT FUND	PROPRIETARY SCHOOL STUDENTS' PROTECTION FUND	PUBLIC OYSTER SEED GROUND DEVELOPMENT ACCOUNT	PUBLIC SAFETY DWI TESTING MAINTENANCE & TRAINING FUND
REVENUES:					
INTERGOVERNMENTAL REVENUES	\$--	\$--	\$--	\$--	\$--
USE OF MONEY & PROPERTY	--	--	--	--	--
LICENSES, PERMITS & FEES	--	--	--	--	--
SALES OF COMMODITIES & SERVICES	--	--	--	--	--
UNCLAIMED PROPERTY	--	--	--	--	--
OTHER SETTLEMENTS	--	--	--	--	--
GIFTS, DONATIONS, AND CONTRIBUTIONS	--	--	--	--	--
OTHER	--	--	--	--	--
TOTAL REVENUES	--	--	--	--	--
EXPENDITURES:					
CURRENT:					
GENERAL GOVERNMENT	--	--	--	--	--
CULTURE, RECREATION & TOURISM	--	--	--	--	--
TRANSPORTATION & DEVELOPMENT	--	--	--	--	--
PUBLIC SAFETY	--	--	--	--	--
HEALTH & WELFARE	--	--	--	--	--
CORRECTIONS	--	--	--	--	--
YOUTH DEVELOPMENT	--	--	--	--	--
CONSERVATION & ENVIRONMENT	--	--	--	--	--
EDUCATION	--	--	--	--	--
AGRICULTURE & FORESTRY	--	--	--	--	--
ECONOMIC DEVELOPMENT	--	--	--	--	--
MILITARY & VETERANS AFFAIRS	--	--	--	--	--
WORKFORCE SUPPORT & TRAINING	--	--	--	--	--
INTERGOVERNMENTAL:					
GENERAL GOVERNMENT	--	--	--	--	--
CULTURE, RECREATION & TOURISM	--	--	--	--	--
TRANSPORTATION & DEVELOPMENT	--	--	--	--	--
PUBLIC SAFETY	--	--	--	--	--
HEALTH & WELFARE	--	--	--	--	--
CORRECTIONS	--	--	--	--	--
YOUTH DEVELOPMENT	--	--	--	--	--
CONSERVATION & ENVIRONMENT	--	--	--	--	--
EDUCATION	--	--	4,622.35	--	--
AGRICULTURE & FORESTRY	--	--	--	--	--
ECONOMIC DEVELOPMENT	--	--	--	--	--
MILITARY & VETERANS AFFAIRS	--	--	--	--	--
WORKFORCE SUPPORT & TRAINING	--	--	--	--	--
CAPITAL OUTLAY					
DEBT SERVICE:					
PRINCIPAL	--	--	--	--	--
INTEREST	--	--	--	--	--
ISSUANCE COSTS & OTHER CHARGES	--	--	--	--	--
TOTAL EXPENDITURES	--	--	4,622.35	--	--
EXCESS(DEFICIENCY) OF REVENUES OVER(UNDER) EXPENDITURES	--	--	(4,622.35)	--	--
OTHER FINANCING SOURCES(USES)					
TRANSFERS IN	4,559,281.31	447,811.39	20,893.00	711,317.59	461,963.73
TRANSFERS OUT	(4,559,281.31)	(447,811.39)	--	(1,111,513.32)	(515,218.00)
LONG-TERM DEBT ISSUED	--	--	--	--	--
SALES OF GENERAL CAPITAL ASSETS	--	--	--	--	--
TOTAL OTHER FINANCING SOURCES/(USES)	--	--	20,893.00	(400,195.73)	(53,254.27)
NET CHANGE IN FUND BALANCES	--	--	16,270.65	(400,195.73)	(53,254.27)
FUND BALANCES AT BEGINNING OF YEAR AS RESTATED	--	--	1,088,099.46	1,325,333.88	102,710.67
FUND BALANCES AT END OF YEAR	\$--	\$--	\$1,104,370.11	\$925,138.15	\$49,456.40

**STATE OF LOUISIANA
COMBINING STATEMENT OF REVENUES, EXPENDITURES, AND CHANGES IN FUND BALANCES
GENERAL FUND AS INCLUDED WITH STATUTORILY DEDICATED FUNDS
FOR THE YEAR ENDED JUNE 30, 2015**

	RIVERBOAT GAMING ENFORCEMENT FUND	ROCKEFELLER WILDLIFE REFUGE AND GAME PRESERVE FUND	ROCKEFELLER WILDLIFE REFUGE TRUST & PROTECTION FUND	RUSSELL SAGE- MARSH ISLAND – CAPITAL IMPROVEMENT FUND	RUSSELL- SAGE–MARSH ISLAND REFUGE FUND
REVENUES:					
INTERGOVERNMENTAL REVENUES	\$--	\$--	\$--	\$--	\$--
USE OF MONEY & PROPERTY	--	13,296,130.81	2,366,127.84	--	521,626.58
LICENSES, PERMITS & FEES	--	--	--	--	--
SALES OF COMMODITIES & SERVICES	--	--	--	--	--
UNCLAIMED PROPERTY	--	--	--	--	--
OTHER SETTLEMENTS	--	--	--	--	--
GIFTS, DONATIONS, AND CONTRIBUTIONS	--	--	--	--	--
OTHER	--	56,034.22	--	--	2,237,160.75
TOTAL REVENUES	--	13,352,165.03	2,366,127.84	--	2,758,787.33
EXPENDITURES:					
CURRENT:					
GENERAL GOVERNMENT	--	--	--	--	--
CULTURE, RECREATION & TOURISM	--	--	--	--	--
TRANSPORTATION & DEVELOPMENT	--	--	--	--	--
PUBLIC SAFETY	--	--	--	--	--
HEALTH & WELFARE	--	--	--	--	--
CORRECTIONS	--	--	--	--	--
YOUTH DEVELOPMENT	--	--	--	--	--
CONSERVATION & ENVIRONMENT	--	--	--	--	--
EDUCATION	--	--	--	--	--
AGRICULTURE & FORESTRY	--	--	--	--	--
ECONOMIC DEVELOPMENT	--	--	--	--	--
MILITARY & VETERANS AFFAIRS	--	--	--	--	--
WORKFORCE SUPPORT & TRAINING	--	--	--	--	--
INTERGOVERNMENTAL:					
GENERAL GOVERNMENT	--	--	--	--	--
CULTURE, RECREATION & TOURISM	--	--	--	--	--
TRANSPORTATION & DEVELOPMENT	--	--	--	--	--
PUBLIC SAFETY	--	--	--	--	--
HEALTH & WELFARE	--	--	--	--	--
CORRECTIONS	--	--	--	--	--
YOUTH DEVELOPMENT	--	--	--	--	--
CONSERVATION & ENVIRONMENT	--	--	--	--	--
EDUCATION	--	--	--	--	--
AGRICULTURE & FORESTRY	--	--	--	--	--
ECONOMIC DEVELOPMENT	--	--	--	--	--
MILITARY & VETERANS AFFAIRS	--	--	--	--	--
WORKFORCE SUPPORT & TRAINING	--	--	--	--	--
CAPITAL OUTLAY					
DEBT SERVICE:					
PRINCIPAL	--	--	--	--	--
INTEREST	--	--	--	--	--
ISSUANCE COSTS & OTHER CHARGES	--	--	--	--	--
TOTAL EXPENDITURES	--	--	--	--	--
EXCESS(DEFICIENCY) OF REVENUES OVER(UNDER) EXPENDITURES	--	13,352,165.03	2,366,127.84	--	2,758,787.33
OTHER FINANCING SOURCES(USES)					
TRANSFERS IN	64,302,414.31	90,000.00	--	1,305.00	236,989.25
TRANSFERS OUT	(65,503,209.45)	(5,714,943.15)	(997,187.00)	(460,857.90)	(2,237,160.75)
LONG-TERM DEBT ISSUED	--	--	--	--	--
SALES OF GENERAL CAPITAL ASSETS	--	9,996.01	--	--	--
TOTAL OTHER FINANCING SOURCES/(USES)	(1,200,795.14)	(5,614,947.14)	(997,187.00)	(459,552.90)	(2,000,171.50)
NET CHANGE IN FUND BALANCES	(1,200,795.14)	7,737,217.89	1,368,940.84	(459,552.90)	758,615.83
FUND BALANCES AT BEGINNING OF YEAR AS RESTATED	2,841,384.75	17,988,416.97	62,061,376.27	1,593,097.90	16,358,535.05
FUND BALANCES AT END OF YEAR	\$1,640,589.61	\$25,725,634.86	\$63,430,317.11	\$1,133,545.00	\$17,117,150.88

RUSSELL SAGE SPECIAL FUND #2	SALTWATER FISH RESEARCH AND CONSERVATION FUND	SALTWATER FISHERY ENFORCEMENT ACCOUNT	SAVINGS ENHANCEMENT FUND	SCENIC RIVERS FUND	SEAFOOD PROMOTION & MARKETING FUND	SEED FUND	SEVERANCE TAX FUND
\$--	\$--	\$--	\$--	\$--	\$--	\$--	\$--
8,643.00	--	--	--	--	--	--	--
--	--	--	--	--	--	--	--
--	--	--	--	--	--	--	--
--	--	--	--	--	--	--	--
--	--	--	--	--	--	--	--
(2,237,160.75)	--	--	1,700,867.75	--	--	--	--
(2,228,517.75)	--	--	1,700,867.75	--	--	--	--
--	--	--	--	--	--	--	--
--	--	--	--	--	--	--	--
--	--	--	--	--	--	--	--
--	--	--	--	--	--	--	--
--	--	--	--	--	--	--	--
--	--	--	1,014,495.18	--	--	--	--
--	--	--	--	--	--	--	--
--	--	--	--	--	--	--	--
--	--	--	--	--	--	--	42,875,180.89
--	--	--	--	--	--	--	--
--	--	--	--	--	--	--	--
--	--	--	--	--	--	--	--
--	--	--	--	--	--	--	--
--	--	--	--	--	--	--	--
--	--	--	--	--	--	--	--
--	--	--	--	--	--	--	--
--	--	--	--	--	--	--	--
--	--	--	--	--	--	--	--
--	--	--	--	--	--	--	--
--	--	--	--	--	--	--	--
--	--	--	--	--	--	--	--
--	--	--	--	--	--	--	--
--	--	--	--	--	--	--	--
--	--	--	--	--	--	--	--
--	--	--	1,014,495.18	--	--	--	42,875,180.89
(2,228,517.75)	--	--	686,372.57	--	--	--	(42,875,180.89)
2,106,022.66	1,280,622.00	--	326,297.87	3,925.00	309,756.90	601,434.84	42,875,180.89
(1,773,423.00)	(1,280,622.00)	--	--	--	(253,234.15)	(529,388.89)	--
--	--	--	--	--	--	--	--
--	--	--	--	--	--	--	--
332,599.66	--	--	326,297.87	3,925.00	56,522.75	72,045.95	42,875,180.89
(1,895,918.09)	--	--	1,012,670.44	3,925.00	56,522.75	72,045.95	--
11,501,705.78	--	36.70	15,846,776.29	9,157.08	187,829.98	69,273.68	--
\$9,605,787.69	\$--	\$36.70	\$16,859,446.73	\$13,082.08	\$244,352.73	\$141,319.63	\$--

**STATE OF LOUISIANA
COMBINING STATEMENT OF REVENUES, EXPENDITURES, AND CHANGES IN FUND BALANCES
GENERAL FUND AS INCLUDED WITH STATUTORILY DEDICATED FUNDS
FOR THE YEAR ENDED JUNE 30, 2015**

	SEX OFFENDER REGISTRY TECHNOLOGY FUND	SHRIMP MARKETING & PROMOTION FUND	SHRIMP TRADE PETITION ACCOUNT	SMALL BUSINESS SURETY BONDING FUND	SNAP FRAUD AND ABUSE DETECTION AND PREVENTION FUND
REVENUES:					
INTERGOVERNMENTAL REVENUES	\$--	\$--	\$--	\$--	\$--
USE OF MONEY & PROPERTY	--	--	--	--	--
LICENSES, PERMITS & FEES	--	--	--	--	--
SALES OF COMMODITIES & SERVICES	--	--	--	--	--
UNCLAIMED PROPERTY	--	--	--	--	--
OTHER SETTLEMENTS	--	--	--	--	--
GIFTS, DONATIONS, AND CONTRIBUTIONS	--	--	--	--	--
OTHER	--	--	--	--	--
TOTAL REVENUES	--	--	--	--	--
EXPENDITURES:					
CURRENT:					
GENERAL GOVERNMENT	--	--	--	--	--
CULTURE, RECREATION & TOURISM	--	--	--	--	--
TRANSPORTATION & DEVELOPMENT	--	--	--	--	--
PUBLIC SAFETY	--	--	--	--	--
HEALTH & WELFARE	--	--	--	--	--
CORRECTIONS	--	--	--	--	--
YOUTH DEVELOPMENT	--	--	--	--	--
CONSERVATION & ENVIRONMENT	--	--	--	--	--
EDUCATION	--	--	--	--	--
AGRICULTURE & FORESTRY	--	--	--	--	--
ECONOMIC DEVELOPMENT	--	--	--	--	--
MILITARY & VETERANS AFFAIRS	--	--	--	--	--
WORKFORCE SUPPORT & TRAINING	--	--	--	--	--
INTERGOVERNMENTAL:					
GENERAL GOVERNMENT	--	--	--	--	--
CULTURE, RECREATION & TOURISM	--	--	--	--	--
TRANSPORTATION & DEVELOPMENT	--	--	--	--	--
PUBLIC SAFETY	--	--	--	--	--
HEALTH & WELFARE	--	--	--	--	--
CORRECTIONS	--	--	--	--	--
YOUTH DEVELOPMENT	--	--	--	--	--
CONSERVATION & ENVIRONMENT	--	--	--	--	--
EDUCATION	--	--	--	--	--
AGRICULTURE & FORESTRY	--	--	--	--	--
ECONOMIC DEVELOPMENT	--	--	--	--	--
MILITARY & VETERANS AFFAIRS	--	--	--	--	--
WORKFORCE SUPPORT & TRAINING	--	--	--	--	--
CAPITAL OUTLAY					
DEBT SERVICE:					
PRINCIPAL	--	--	--	--	--
INTEREST	--	--	--	--	--
ISSUANCE COSTS & OTHER CHARGES	--	--	--	--	--
TOTAL EXPENDITURES	--	--	--	--	--
EXCESS(DEFICIENCY) OF REVENUES OVER(UNDER) EXPENDITURES	--	--	--	--	--
OTHER FINANCING SOURCES(USES)					
TRANSFERS IN	922,929.89	79,662.00	67.00	50,067.03	4,839.09
TRANSFERS OUT	(529,000.00)	(31,213.34)	--	(150,067.03)	--
LONG-TERM DEBT ISSUED	--	--	--	--	--
SALES OF GENERAL CAPITAL ASSETS	--	--	--	--	--
TOTAL OTHER FINANCING SOURCES/(USES)	393,929.89	48,448.66	67.00	(100,000.00)	4,839.09
NET CHANGE IN FUND BALANCES	393,929.89	48,448.66	67.00	(100,000.00)	4,839.09
FUND BALANCES AT BEGINNING OF YEAR AS RESTATED	64,071.18	294,531.04	79,086.50	100,000.00	3,233.00
FUND BALANCES AT END OF YEAR	\$458,001.07	\$342,979.70	\$79,153.50	\$--	\$8,072.09

SOUTHERN UNIVERSITY AGCENTER PROGRAM FUND	SPECIALIZED EDUCATIONAL INSTITUTIONS SUPPORT FUND	SPECIALIZED PROVIDER LICENSING TRUST FUND	SPORTS FACILITY ASSISTANCE FUND	STATE EMERGENCY RESPONSE FUND	STATE HIGHWAY IMPROVEMENT FUND	STATUS OF GRANDPARENTS RAISING GRANDCHILDREN FUND	SCIENCE, TECHNOLOGY, ENGINEERING, AND MATH (STEM) UPGRADE FUND
\$--	\$--	\$--	\$--	\$--	\$--	\$--	\$--
--	--	--	--	--	13,488.16	--	--
--	--	--	--	--	--	--	--
--	--	--	--	--	--	--	--
--	--	--	--	--	--	--	--
--	--	--	--	--	--	--	--
--	--	--	--	--	--	--	--
--	--	--	--	--	13,488.16	--	--
--	--	--	--	--	--	--	--
--	--	--	--	--	--	--	--
--	--	--	--	--	--	--	--
--	--	--	--	--	--	--	--
--	--	--	--	--	--	--	--
--	--	--	--	--	--	--	--
--	--	--	--	--	--	--	--
--	--	--	3,304,995.91	--	--	--	--
--	--	--	--	--	--	--	--
--	--	--	--	--	--	--	--
--	--	--	--	--	--	--	--
750,000.00	--	--	--	--	--	--	--
--	--	--	--	--	--	--	--
--	--	--	--	--	--	--	--
--	--	--	--	--	--	--	--
--	--	--	--	--	--	--	--
--	--	--	--	--	6,225,000.00	--	--
--	--	--	--	--	16,770,945.00	--	--
--	--	--	--	--	2,988.84	--	--
750,000.00	--	--	3,304,995.91	--	22,998,933.84	--	--
(750,000.00)	--	--	(3,304,995.91)	--	(22,985,445.68)	--	--
750,000.00	--	--	2,530,254.00	336.00	54,081,053.10	--	--
--	--	--	(100,000.00)	--	(167,222,614.60)	--	--
--	--	--	--	--	--	--	--
--	--	--	--	--	--	--	--
750,000.00	--	--	2,430,254.00	336.00	(113,141,561.50)	--	--
--	--	--	(874,741.91)	336.00	(136,127,007.18)	--	--
170,000.00	--	--	1,040,585.38	411,579.20	351,423,647.41	--	--
\$170,000.00	\$--	\$--	\$165,843.47	\$411,915.20	\$215,296,640.23	\$--	\$--

**STATE OF LOUISIANA
COMBINING STATEMENT OF REVENUES, EXPENDITURES, AND CHANGES IN FUND BALANCES
GENERAL FUND AS INCLUDED WITH STATUTORILY DEDICATED FUNDS
FOR THE YEAR ENDED JUNE 30, 2015**

	STRUCTURAL PEST CONTROL COMMISSION FUND	SUPPORT EDUCATION IN LOUISIANA FIRST FUND	SWEET POTATO PESTS & DISEASES FUND	TAX COMMISSION EXPENSE FUND	TELECOMMUNICATIONS FOR THE DEAF FUND
REVENUES:					
INTERGOVERNMENTAL REVENUES	\$--	\$--	\$--	\$--	\$--
USE OF MONEY & PROPERTY	--	--	--	--	--
LICENSES, PERMITS & FEES	--	--	--	--	--
SALES OF COMMODITIES & SERVICES	--	--	--	--	--
UNCLAIMED PROPERTY	--	--	--	--	--
OTHER SETTLEMENTS	--	--	--	--	--
GIFTS, DONATIONS, AND CONTRIBUTIONS	--	--	--	--	--
OTHER	--	--	--	--	--
TOTAL REVENUES	--	--	--	--	--
EXPENDITURES:					
CURRENT:					
GENERAL GOVERNMENT	--	--	--	--	--
CULTURE, RECREATION & TOURISM	--	--	--	--	--
TRANSPORTATION & DEVELOPMENT	--	--	--	--	--
PUBLIC SAFETY	--	--	--	--	--
HEALTH & WELFARE	--	--	--	--	--
CORRECTIONS	--	--	--	--	--
YOUTH DEVELOPMENT	--	--	--	--	--
CONSERVATION & ENVIRONMENT	--	--	--	--	--
EDUCATION	--	--	--	--	--
AGRICULTURE & FORESTRY	--	--	--	--	--
ECONOMIC DEVELOPMENT	--	--	--	--	--
MILITARY & VETERANS AFFAIRS	--	--	--	--	--
WORKFORCE SUPPORT & TRAINING	--	--	--	--	--
INTERGOVERNMENTAL:					
GENERAL GOVERNMENT	--	--	--	--	--
CULTURE, RECREATION & TOURISM	--	--	--	--	--
TRANSPORTATION & DEVELOPMENT	--	--	--	--	--
PUBLIC SAFETY	--	--	--	--	--
HEALTH & WELFARE	--	--	--	--	--
CORRECTIONS	--	--	--	--	--
YOUTH DEVELOPMENT	--	--	--	--	--
CONSERVATION & ENVIRONMENT	--	--	--	--	--
EDUCATION	--	39,734,536.00	--	--	--
AGRICULTURE & FORESTRY	--	--	--	--	--
ECONOMIC DEVELOPMENT	--	--	--	--	--
MILITARY & VETERANS AFFAIRS	--	--	--	--	--
WORKFORCE SUPPORT & TRAINING	--	--	--	--	--
CAPITAL OUTLAY					
DEBT SERVICE:					
PRINCIPAL	--	--	--	--	--
INTEREST	--	--	--	--	--
ISSUANCE COSTS & OTHER CHARGES	--	--	--	--	--
TOTAL EXPENDITURES	--	39,734,536.00	--	--	--
EXCESS(DEFICIENCY) OF REVENUES OVER(UNDER) EXPENDITURES	--	(39,734,536.00)	--	--	--
OTHER FINANCING SOURCES(USES)					
TRANSFERS IN	834,265.22	155,441,245.99	157,007.55	688,949.63	1,478,481.97
TRANSFERS OUT	(776,332.35)	(126,402,340.35)	(157,007.55)	(897,841.94)	(1,889,341.27)
LONG-TERM DEBT ISSUED	--	--	--	--	--
SALES OF GENERAL CAPITAL ASSETS	--	--	--	--	--
TOTAL OTHER FINANCING SOURCES/(USES)	57,932.87	29,038,905.64	--	(208,892.31)	(410,859.30)
NET CHANGE IN FUND BALANCES	57,932.87	(10,695,630.36)	--	(208,892.31)	(410,859.30)
FUND BALANCES AT BEGINNING OF YEAR AS RESTATED	--	10,638,464.19	--	303,458.91	1,786,771.45
FUND BALANCES AT END OF YEAR	\$57,932.87	\$(57,166.17)	\$--	\$94,566.60	\$1,375,912.15

TELEPHONE COMPANY PROPERTY ASSESSMENT RELIEF FUND	TELEPHONIC SOLICITATION RELIEF FUND	TOBACCO CONTROL SPECIAL FUND	TOBACCO REGULATION ENFORCEMENT FUND	TOBACCO SETTLEMENT ENFORCEMENT FUND	TOBACCO TAX HEALTH CARE FUND	TRAUMATIC HEAD & SPINAL CORD INJURY TRUST FUND	TRIAL COURT CASE MANAGEMENT INFORMATION FUND
\$--	\$--	\$--	\$--	\$--	\$--	\$--	\$--
--	--	--	--	--	--	--	--
--	--	--	--	--	--	--	--
--	--	--	--	--	--	--	--
--	--	--	--	--	--	--	--
--	--	--	--	--	--	--	--
--	--	--	--	--	--	--	--
--	--	--	--	--	--	--	--
--	--	--	--	--	--	--	--
--	--	--	--	--	--	--	--
--	--	--	--	--	--	--	--
--	--	--	--	--	--	--	--
--	--	--	--	--	--	--	--
--	--	--	--	--	--	--	--
--	--	--	--	--	--	--	--
--	--	--	--	--	25,600,000.00	--	--
--	--	--	--	--	--	--	--
--	--	--	--	--	--	--	--
--	--	--	--	--	--	--	--
--	--	--	--	--	--	--	--
--	--	--	--	--	--	--	--
--	--	--	--	--	--	--	--
--	--	--	--	--	--	--	--
--	--	--	--	--	--	--	--
--	--	--	--	--	25,600,000.00	--	--
--	--	--	--	--	(25,600,000.00)	--	--
17,156,119.33	266,964.00	--	755,441.05	414,500.00	43,905,015.87	1,658,197.85	1,788,272.29
(62,782,514.90)	(273,943.79)	--	(702,807.00)	(408,260.11)	(13,027,501.63)	(1,582,823.80)	(2,090,951.92)
--	--	--	--	--	--	--	--
--	--	--	--	--	--	--	--
(45,626,395.57)	(6,979.79)	--	52,634.05	6,239.89	30,877,514.24	75,374.05	(302,679.63)
(45,626,395.57)	(6,979.79)	--	52,634.05	6,239.89	5,277,514.24	75,374.05	(302,679.63)
28,261,010.57	94,217.51	15,703.50	--	27,994.06	(279,264.70)	118,358.70	1,714,705.49
<u>\$17,365,385.00</u>	<u>\$87,237.72</u>	<u>\$15,703.50</u>	<u>\$52,634.05</u>	<u>\$34,233.95</u>	<u>\$4,998,249.54</u>	<u>\$193,732.75</u>	<u>\$1,412,025.86</u>

**STATE OF LOUISIANA
COMBINING STATEMENT OF REVENUES, EXPENDITURES, AND CHANGES IN FUND BALANCES
GENERAL FUND AS INCLUDED WITH STATUTORILY DEDICATED FUNDS
FOR THE YEAR ENDED JUNE 30, 2015**

	UNCLAIMED PROPERTY LEVERAGE FUND	UNDERGROUND DAMAGES PREVENTION FUND	UNDERWATER OBSTRUCTION REMOVAL FUND	UNFUNDED ACCRUED LIABILITY FUND	UNIFIED CARRIER REGISTRATION AGREEMENT FUND
REVENUES:					
INTERGOVERNMENTAL REVENUES	\$--	\$--	\$--	\$--	\$--
USE OF MONEY & PROPERTY	11,164.86	--	--	--	--
LICENSES, PERMITS & FEES	--	--	--	--	--
SALES OF COMMODITIES & SERVICES	--	--	--	--	--
UNCLAIMED PROPERTY	--	--	--	--	--
OTHER SETTLEMENTS	--	--	--	--	--
GIFTS, DONATIONS, AND CONTRIBUTIONS	--	--	--	--	--
OTHER	--	--	--	--	--
TOTAL REVENUES	11,164.86	--	--	--	--
EXPENDITURES:					
CURRENT:					
GENERAL GOVERNMENT	--	--	--	--	--
CULTURE, RECREATION & TOURISM	--	--	--	--	--
TRANSPORTATION & DEVELOPMENT	--	--	--	--	--
PUBLIC SAFETY	--	--	--	--	--
HEALTH & WELFARE	--	--	--	--	--
CORRECTIONS	--	--	--	--	--
YOUTH DEVELOPMENT	--	--	--	--	--
CONSERVATION & ENVIRONMENT	--	--	--	--	--
EDUCATION	--	--	--	--	--
AGRICULTURE & FORESTRY	--	--	--	--	--
ECONOMIC DEVELOPMENT	--	--	--	--	--
MILITARY & VETERANS AFFAIRS	--	--	--	--	--
WORKFORCE SUPPORT & TRAINING	--	--	--	--	--
INTERGOVERNMENTAL:					
GENERAL GOVERNMENT	--	--	--	--	--
CULTURE, RECREATION & TOURISM	--	--	--	--	--
TRANSPORTATION & DEVELOPMENT	--	--	--	--	--
PUBLIC SAFETY	--	--	--	--	--
HEALTH & WELFARE	--	--	--	--	--
CORRECTIONS	--	--	--	--	--
YOUTH DEVELOPMENT	--	--	--	--	--
CONSERVATION & ENVIRONMENT	--	--	--	--	--
EDUCATION	--	--	--	--	--
AGRICULTURE & FORESTRY	--	--	--	--	--
ECONOMIC DEVELOPMENT	--	--	--	--	--
MILITARY & VETERANS AFFAIRS	--	--	--	--	--
WORKFORCE SUPPORT & TRAINING	--	--	--	--	--
CAPITAL OUTLAY	--	--	--	--	--
DEBT SERVICE:					
PRINCIPAL	--	--	--	--	--
INTEREST	5,358,368.76	--	--	--	--
ISSUANCE COSTS & OTHER CHARGES	--	--	--	--	--
TOTAL EXPENDITURES	5,358,368.76	--	--	--	--
EXCESS(DEFICIENCY) OF REVENUES OVER(UNDER) EXPENDITURES	(5,347,203.90)	--	--	--	--
OTHER FINANCING SOURCES(USES)					
TRANSFERS IN	24,231,834.10	82,601.74	237,557.00	--	6,855,348.70
TRANSFERS OUT	(58,612,697.19)	(81,519.00)	(14,688.32)	--	(3,425,275.00)
LONG-TERM DEBT ISSUED	--	--	--	--	--
SALES OF GENERAL CAPITAL ASSETS	--	--	--	--	--
TOTAL OTHER FINANCING SOURCES/(USES)	(34,380,863.09)	1,082.74	222,868.68	--	3,430,073.70
NET CHANGE IN FUND BALANCES	(39,728,066.99)	1,082.74	222,868.68	--	3,430,073.70
FUND BALANCES AT BEGINNING OF YEAR AS RESTATED	165,288,881.20	--	--	--	3,078,623.13
FUND BALANCES AT END OF YEAR	\$125,560,814.21	\$1,082.74	\$222,868.68	\$--	\$6,508,696.83

**STATE OF LOUISIANA
COMBINING STATEMENT OF REVENUES, EXPENDITURES, AND CHANGES IN FUND BALANCES
GENERAL FUND AS INCLUDED WITH STATUTORILY DEDICATED FUNDS
FOR THE YEAR ENDED JUNE 30, 2015**

	WEIGHTS & MEASURES FUND	WHITE LAKE PROPERTY FUND	WHITE TAIL DEER ACCOUNT	WILDLIFE HABITAT & NATURAL HERITAGE TRUST	WORKERS' COMPENSATION SECOND INJURY FUND
REVENUES:					
INTERGOVERNMENTAL REVENUES	\$--	\$--	\$--	\$--	\$--
USE OF MONEY & PROPERTY	--	--	--	--	--
LICENSES, PERMITS & FEES	--	--	--	--	--
SALES OF COMMODITIES & SERVICES	--	--	--	--	--
UNCLAIMED PROPERTY	--	--	--	--	--
OTHER SETTLEMENTS	--	--	--	--	--
GIFTS, DONATIONS, AND CONTRIBUTIONS	--	--	--	21,980.59	--
OTHER	--	--	--	--	--
TOTAL REVENUES	--	--	--	21,980.59	--
EXPENDITURES:					
CURRENT:					
GENERAL GOVERNMENT	--	--	--	--	--
CULTURE, RECREATION & TOURISM	--	--	--	--	--
TRANSPORTATION & DEVELOPMENT	--	--	--	--	--
PUBLIC SAFETY	--	--	--	--	--
HEALTH & WELFARE	--	--	--	--	--
CORRECTIONS	--	--	--	--	--
YOUTH DEVELOPMENT	--	--	--	--	--
CONSERVATION & ENVIRONMENT	--	--	--	--	--
EDUCATION	--	--	--	--	--
AGRICULTURE & FORESTRY	--	--	--	--	--
ECONOMIC DEVELOPMENT	--	--	--	--	--
MILITARY & VETERANS AFFAIRS	--	--	--	--	--
WORKFORCE SUPPORT & TRAINING	--	--	--	--	--
INTERGOVERNMENTAL:					
GENERAL GOVERNMENT	--	--	--	--	--
CULTURE, RECREATION & TOURISM	--	--	--	--	--
TRANSPORTATION & DEVELOPMENT	--	--	--	--	--
PUBLIC SAFETY	--	--	--	--	--
HEALTH & WELFARE	--	--	--	--	--
CORRECTIONS	--	--	--	--	--
YOUTH DEVELOPMENT	--	--	--	--	--
CONSERVATION & ENVIRONMENT	--	--	--	--	--
EDUCATION	--	--	--	--	--
AGRICULTURE & FORESTRY	--	--	--	--	--
ECONOMIC DEVELOPMENT	--	--	--	--	--
MILITARY & VETERANS AFFAIRS	--	--	--	--	--
WORKFORCE SUPPORT & TRAINING	--	--	--	--	--
CAPITAL OUTLAY	--	--	--	--	--
DEBT SERVICE:					
PRINCIPAL	--	--	--	--	--
INTEREST	--	--	--	--	--
ISSUANCE COSTS & OTHER CHARGES	--	--	--	--	--
TOTAL EXPENDITURES	--	--	--	--	--
EXCESS(DEFICIENCY) OF REVENUES OVER(UNDER) EXPENDITURES	--	--	--	21,980.59	--
OTHER FINANCING SOURCES(USES)					
TRANSFERS IN	2,181,114.50	1,412,680.16	10,941.56	993,707.00	50,824,889.59
TRANSFERS OUT	(2,210,752.00)	(936,113.04)	(8,687.43)	(954,638.44)	(50,889,161.00)
LONG-TERM DEBT ISSUED	--	--	--	--	--
SALES OF GENERAL CAPITAL ASSETS	--	--	--	--	--
TOTAL OTHER FINANCING SOURCES/(USES)	(29,637.50)	476,567.12	2,254.13	39,068.56	(64,271.41)
NET CHANGE IN FUND BALANCES	(29,637.50)	476,567.12	2,254.13	61,049.15	(64,271.41)
FUND BALANCES AT BEGINNING OF YEAR AS RESTATED	72,557.51	1,792,869.98	51,344.67	4,380,293.51	43,124,056.01
FUND BALANCES AT END OF YEAR	\$42,920.01	\$2,269,437.10	\$53,598.80	\$4,441,342.66	\$43,059,784.60

WORKFORCE & INNOVATION FOR A STRONGER ECONOMY FUND	WORKFORCE TRAINING RAPID RESPONSE FUND	YOUTHFUL OFFENDER MANAGEMENT FUND	CAFR GENERAL FUND BEFORE ELIMINATIONS	INTERFUND ELIMINATIONS	CAFR GENERAL FUND
\$--	\$--	\$--	\$10,371,748,553.15	\$--	\$10,371,748,553.15
--	--	--	16,537,895.09	--	16,537,895.09
--	--	--	7,879,848.55	--	7,879,848.55
--	--	--	61,053,670.43	--	61,053,670.43
--	--	--	24,823,662.98	--	24,823,662.98
--	--	--	12,200,578.19	--	12,200,578.19
--	--	--	36,927,716.02	--	36,927,716.02
--	--	--	94,683,743.92	--	94,683,743.92
--	--	--	10,625,855,668.33	--	10,625,855,668.33
--	--	--	2,191,211,765.62	--	2,191,211,765.62
--	--	--	74,228,317.56	--	74,228,317.56
--	--	--	432,150,775.21	--	432,150,775.21
--	--	--	830,933,939.06	--	830,933,939.06
--	--	--	10,765,057,584.68	--	10,765,057,584.68
--	--	--	643,885,394.69	--	643,885,394.69
--	--	--	82,701,375.96	--	82,701,375.96
--	--	--	274,273,043.02	--	274,273,043.02
--	--	--	1,000,426,260.64	--	1,000,426,260.64
--	--	--	53,336,043.41	--	53,336,043.41
--	--	--	83,775,743.52	--	83,775,743.52
--	--	--	120,151,958.28	--	120,151,958.28
--	--	--	193,700,726.51	--	193,700,726.51
--	--	--	307,930,601.47	--	307,930,601.47
--	--	--	15,989,085.93	--	15,989,085.93
--	--	--	54,721,502.03	--	54,721,502.03
--	--	--	786,829,813.26	--	786,829,813.26
--	--	--	57,200,269.80	--	57,200,269.80
--	--	--	35,845,327.65	--	35,845,327.65
--	--	--	3,154,533.62	--	3,154,533.62
--	--	--	281,250.00	--	281,250.00
--	--	--	4,816,502,014.38	--	4,816,502,014.38
--	--	--	26,415,203.49	--	26,415,203.49
--	--	--	141,814,046.69	--	141,814,046.69
--	--	--	183.00	--	183.00
--	--	--	36,235,898.16	--	36,235,898.16
--	--	--	225,963,994.32	--	225,963,994.32
--	--	--	239,383,351.86	--	239,383,351.86
--	--	--	39,836,819.17	--	39,836,819.17
--	--	--	4,413,955.04	--	4,413,955.04
--	--	--	23,538,350,778.03	--	23,538,350,778.03
--	--	--	(12,912,495,109.70)	--	(12,912,495,109.70)
11,000,008.00	9,996,625.00	295,169.75	33,035,457,312.18	(20,481,137,016.89)	12,554,320,295.29
(11,000,000.00)	(10,000,000.00)	(199,575.00)	(21,178,676,254.53)	20,481,137,016.89	(697,539,237.64)
--	--	--	668,000.00	--	668,000.00
--	--	--	16,993.23	--	16,993.23
8.00	(3,375.00)	95,594.75	11,857,466,050.88	--	11,857,466,050.88
8.00	(3,375.00)	95,594.75	(1,055,029,058.82)	--	(1,055,029,058.82)
--	3,432.00	--	3,151,573,418.75	--	3,151,573,418.75
\$8.00	\$57.00	\$95,594.75	\$2,096,544,359.93	\$--	\$2,096,544,359.93

STATE OF LOUISIANA
SCHEDULE OF TRANSFERS FROM AND DUE FROM
FOR THE YEAR ENDED JUNE 30, 2015

<u>From...To General Fund</u>	<u>Transfers From</u>	<u>Due From</u>
Bond Security and Redemption Fund:		
General Fund (Without Statutorily Dedicated Funds)	\$ 9,642,501,984.42	\$ 600,254,167.32
General Fund Statutory Dedicated Funds:		
2013 Amnesty Collections Fund	142,044,499.00	17,194,473.69
Administrative Fund of the Department of Insurance Fund	785,019.08	783,869.22
Adult Probation and Parole Officer Retirement Fund	3,523,876.93	--
Agricultural Commodity Commission Self-Insurance Fund	49,528.00	--
Agricultural Commodity Dealers & Warehouse Fund	1,865,871.31	48,875.99
Algiers Economic Development Foundation Fund	37.00	--
Aquatic Plant Control Fund	271,477.00	7,735.00
Archaeological Curation Fund	80,224.50	--
Artificial Reef Development Fund	7,739,084.69	448,630.89
Atchafalaya Delta WMA Mooring Account	52,077.00	--
Automobile Theft and Insurance Fraud Prevention Fund	195,131.00	--
Avoyelles Parish Local Government Gaming Mitigation Fund	139,981.75	--
Battered Women's Shelter Fund	71,859.58	14,245.01
Beautification & Improvement of the New Orleans City Park Fund	168.00	--
Beautification Project for New Orleans Neighborhoods Fund	65.00	--
Black Bear Account	39,204.88	926.00
Blind Vendors Trust Fund	405,072.03	34,559.49
Boll Weevil Eradication Fund	38,993.41	--
Budget Stabilization Fund	366,881.00	--
Casino Support Services Fund	3,600,018.00	--
Children's Trust Fund	778,916.00	69,980.00
Coastal Mitigation Account	875,765.00	--
Coastal Protection and Restoration Fund	17,769,811.65	991,011.90
Coastal Resources Trust Fund	788,171.95	412.12
Community and Family Support Fund	63.00	--
Community Water Enrichment Fund	49.00	--
Compulsive and Problem Gaming Fund	513,905.78	--
Concealed Handgun Permit Fund	2,268,212.87	50,833.50
Conservation Fund	101,354,833.49	14,200,365.32
Crab Promotion and Marketing Fund	30,376.00	25.00
Crescent City Transition Fund	11,252.00	--
Crime Victims Reparations Fund	2,270,074.21	9,846.03
Criminal Identification & Information Fund	7,046,541.84	84,380.30
Debt Recovery Fund	10,000,877.00	--
Dept of Public Safety Peace Officer Fund	293,992.42	29,750.00
Dept of Revenue Alcohol and Tobacco Control Officers Fund	159,584.52	24,329.94
Dept. of Justice Debt Collection Fund	2,543,264.62	39,687.79
Dept. of Justice Legal Support Fund	6,122,759.77	3,711,752.89
Derelict Crab Trap Removal Program Fund	51,081.00	3,890.00
Disability Affairs Trust Fund	123,677.29	9,873.62
Drug Abuse Education & Treatment Fund	242,899.84	479.88
Emergency Medical Technician Fund	10,745.00	144.00
Energy Performance Contract Fund	272.00	--
Enforcement Emergency Situation Response Account	36,728.45	--
Entertainment Promotion and Marketing Fund	258,886.31	453.20
Environmental Trust Fund	52,076,337.29	220,852.58
Explosives Trust Fund	331,423.43	1,450.00
Feed and Fertilizer Fund	25.00	--
FEMA Reimbursement Fund	2.00	--
Fire Insurance Fund	24,782,269.13	--
Fish and Wildlife Violations Reward Fund	321.84	24.00
Fishermen's Gear Compensation Fund	363,000.00	17,000.00
Forest Protection Fund	819,668.55	670.46
Forestry Productivity Fund	4,733.00	--
Fraud Detection Fund	539,341.84	57,618.16
Friends of NORD Fund	90.00	--
Future Medical Care Fund	7,641.00	--
Geaux Pass Transition Fund	1,851.00	--
Grain and Cotton Indemnity Fund	677,158.35	13,498.21
Greater New Orleans Sports Foundation Fund	24.00	--

**STATE OF LOUISIANA
SCHEDULE OF TRANSFERS FROM AND DUE FROM
FOR THE YEAR ENDED JUNE 30, 2015**

	<u>Transfers From</u>	<u>Due From</u>
Hazardous Materials Emergency Response Fund	235,420.47	3,500.00
Hazardous Waste Site Cleanup Fund	6,738,297.25	1,021,605.79
Health Care Facility Fund	89,354.67	5,150.00
Health Trust Fund	2,057.00	--
Horticulture and Quarantine Fund	1,802,680.05	85,255.01
Hunters for the Hungry Account	41,875.00	226.00
Industrialized Building Program Fund	286,766.47	7,275.71
Innocence Compensation Fund	44.00	--
Insurance Fraud Investigation Fund	3,777,990.32	--
Insurance Verification System Fund	37,164,727.00	634,166.50
Judges' Supplemental Compensation Fund	4,529,318.03	--
Keep Louisiana Beautiful Fund	167.50	--
Lead Hazard Reduction Fund	103,294.00	400.00
Legislative Capitol Technology Enhancement Fund	19.00	--
Lifetime License Endowment Trust Fund	662,317.00	8,560.00
Liquefied Petroleum Gas Commission Rainy Day Fund	1,099,159.29	170,771.79
Litter Abatement and Education Account	908,954.79	18,105.42
Livestock Brand Commission Fund	15,016.50	100.00
Lottery Proceeds Fund	175,820,941.00	38,023,740.00
Louisiana Agricultural Finance Authority Fund	742.00	--
Louisiana Alligator Resource Fund	2,675,826.43	12,611.00
Louisiana Bike and Pedestrian Safety Fund	4,745.83	150.00
Louisiana Charter School Startup Loan Fund	212,453.00	212,301.00
Louisiana Duck License, Stamp, & Print Fund	477,480.86	2,455.00
Louisiana Economic Development Fund	12,803,586.14	2,000,236.22
Louisiana Filmmakers Grant Fund	75.00	--
Louisiana Fire Marshal Fund	16,056,226.12	--
Louisiana Fund	13,915,498.69	--
Louisiana Fur Public Education & Marketing Fund	53,466.00	760.00
Louisiana Help Our Wildlife Fund	12,212.03	756.83
Louisiana Highway Safety Fund	345.50	--
Louisiana Indigent Parent Representation Program Fund	325.00	--
Louisiana Interoperability Fund	622.00	--
Louisiana Life Safety and Property Protection Trust Fund	842,022.71	--
Louisiana Manufactured Housing Commission Fund	263,327.90	140.00
Louisiana Medical Assistance Trust Fund	181,253,683.08	27,759,203.58
Louisiana Mega-Project Development Fund	10,053,444.00	--
Louisiana Military Family Assistance Fund	1,535.00	75.00
Louisiana Public Defender Fund	10,284.00	--
Louisiana Stadium & Exposition District License Plate Fund	692,372.98	14,968.83
Louisiana State Parks Improvement & Repair Fund	9,440,734.83	844,212.01
Louisiana State Police Salary Fund	15,600,000.00	15,600,000.00
Louisiana Towing & Storing Fund	426,658.67	150,221.26
Louisiana Wild Turkey Stamp Fund	60,911.29	357.50
LTRC Transportation Training and Education Center	518,283.07	1,840.00
Marketing Fund	2,000,000.00	--
MC Davis Conservation Fund	208,252.00	--
Medicaid Trust Fund for the Elderly Fund	11,985,451.39	143,995.31
Medical & Allied Health Professional Education Scholarship Fund	200,033.00	--
Medical Assistance Programs Fraud Detection Fund	1,987,235.02	62,820.08
Mineral and Energy Operation Fund	7,469,606.73	249,144.56
Mineral Revenue Audit & Settlement Fund	72.00	--
Motor Carrier Regulation Fund	257,909.66	775.00
Motor Fuels Underground Storage Tank Trust Fund	24,897,411.61	2,684,654.08
Motorcycle Safety Awareness & Operator Training Program Fund	208,834.00	4,251.00
Municipal Fire & Police Civil Service Operating Fund	2,172,587.82	--
Natural Heritage Account	26,417.00	--
Natural Resource Restoration Trust Fund	234,286,284.00	--
New Opportunities Waiver Fund	2,394.40	457.60
New Orleans Ferry Fund	142.00	--
New Orleans Sports Franchise Assistance Fund	32.00	--
New Orleans Urban Tourism and Hospitality Training Fund	264.00	--
Nursing Home Residents' Trust Fund	1,347,429.58	17,076.04
Office of Workers' Compensation Administrative Fund	12,439,246.93	10,161.65
Oil & Gas Regulatory Fund	8,371,739.56	7,948.50

**STATE OF LOUISIANA
SCHEDULE OF TRANSFERS FROM AND DUE FROM
FOR THE YEAR ENDED JUNE 30, 2015**

	<u>Transfers From</u>	<u>Due From</u>
Oil Spill Contingency Fund	5,322,110.58	636,246.41
Oilfield Site Restoration Fund	3,874,643.11	--
OMV Customer Service & Technology Fund	7,185,222.49	317,946.50
Overcollections Fund	55,900,000.00	--
Oyster Development Fund	165,396.90	960.20
Oyster Sanitation Fund	375,360.41	638.32
Pari-Mutuel Live Racing Facility Gaming Control Fund	57,653,814.64	2,524,138.36
Parish and Municipalities Excellence Fund	245.00	--
Parish and Municipalities Fund	57,801,305.69	10,391,036.19
Payments Towards the UAL Fund	790.00	--
Pesticide Fund	42,550.00	34,467.10
Pet Overpopulation Fund	3,236.46	--
Petroleum Products Fund	4,559,281.31	778,189.36
Poverty Point Reservoir Development Fund	447,811.39	39,823.69
Proprietary School Students' Protection Fund	20,893.00	--
Public Oyster Seed Ground Development Account	711,317.59	--
Public Safety DWI Testing Maintenance & Training Fund	461,963.73	5,510.59
Quail Account	3,813.60	102.00
Rapid Response Fund	--	1,207,725.20
Rare & Endangered Species Account	4,486.16	312.00
Reptile & Amphibian Research Fund	1,016.76	91.65
Right-of-Way Permit Processing Fund	408,835.50	5,100.00
Right-to-Know Fund	83,700.00	--
Riverboat Gaming Enforcement Fund	64,302,414.31	1,476,868.72
Russell Sage-Marsh Island – Capital Improvement Fund	1,305.00	--
Saltwater Fish Research and Conservation Fund	1,280,622.00	97,027.50
Savings Enhancement Fund	326,297.87	--
Scenic Rivers Fund	3,925.00	650.00
Seafood Promotion & Marketing Fund	309,756.90	1,560.93
Seed Fund	601,434.84	85,222.71
Sex Offender Registry Technology Fund	922,929.89	23,038.03
Shrimp Marketing & Promotion Fund	79,662.00	220.00
Shrimp Trade Petition Account	67.00	--
Small Business Surety Bonding Fund	50,067.03	--
SNAP Fraud and Abuse Detection and Prevention Fund	4,839.09	1,955.00
Sports Facility Assistance Fund	2,530,254.00	73,097.00
State Emergency Response Fund	336.00	--
State Highway Improvement Fund	53,967,326.10	4,432,493.96
Structural Pest Control Commission Fund	834,265.22	93,924.04
Support Education in Louisiana First Fund	155,441,245.99	3,070,419.61
Sweet Potato Pests & Diseases Fund	157,007.55	100.00
Tax Commission Expense Fund	688,949.63	--
Telecommunications for the Deaf Fund	1,478,481.97	44,315.47
Telephone Company Property Assessment Relief Fund	17,156,119.33	2,791,579.56
Telephonic Solicitation Relief Fund	266,964.00	--
Tobacco Regulation Enforcement Fund	755,441.05	142,444.90
Tobacco Settlement Enforcement Fund	14,500.00	3,500.00
Tobacco Tax Health Care Fund	43,905,015.87	8,005,192.39
Traumatic Head & Spinal Cord Injury Trust Fund	1,658,197.85	1,055.00
Trial Court Case Management Information Fund	1,788,272.29	--
Unclaimed Property Leverage Fund	48,465.36	--
Underground Damages Prevention Fund	82,601.74	--
Underwater Obstruction Removal Fund	57.00	--
Unified Carrier Registration Agreement Fund	6,855,348.70	20,867.80
Utility & Carrier Inspection & Supervision Fund	7,927,633.30	2,219,215.00
Variable Earnings Transaction Fund	11,249.00	--
Video Draw Poker Device Fund	187,878,676.88	6,822,495.36
Video Draw Poker Device Supplemental Purse Fund	2,931,417.94	111,841.99
Vital Records Conversion Fund	245,363.00	25,276.00
Waste Tire Management Fund	11,248,261.71	169,671.85
Waterfowl Account	21,990.05	954.17
Weights & Measures Fund	2,181,114.50	25,300.00
White Lake Property Fund	1,412,680.16	--
White Tail Deer Account	10,941.56	381.67
Wildlife Habitat & Natural Heritage Trust	993,707.00	4,306.25
Workers' Compensation Second Injury Fund	50,824,889.59	84,855.55

**STATE OF LOUISIANA
SCHEDULE OF TRANSFERS FROM AND DUE FROM
FOR THE YEAR ENDED JUNE 30, 2015**

	<u>Transfers From</u>	<u>Due From</u>
Workforce & Innovation for a Stronger Economy Fund	8.00	--
Workforce Training Rapid Response Fund	57.00	--
Youthful Offender Management Fund	295,169.75	3,917.85
Subtotal	11,659,967,409.53	773,862,275.66
Capital Outlay Escrow Fund	15,380,026.71	151,722,724.44
Other Funds:		
Administrative Services	14,150.00	14,150.00
Boards and Commissions	166,115.97	--
Clean Water State Revolving Loan Fund	3,932,772.21	4,077.97
Division of Administrative Law	53,133.80	16,770.00
Education Excellence Fund	14,290,090.38	28,172.63
Employment Security Administrative Account	7,529,791.00	--
Federal Energy Settlement Fund	3,254,577.23	14,215,578.69
Health Excellence Fund	35,602,680.55	1,021,706.73
Incumbent Worker Training Account	21,852,998.27	2,721,214.15
Kevin P. Reilly, Sr. Louisiana Education Quality Trust Fund	22,512,170.99	9,445,832.57
Labor Penalty & Interest Account	7,191,905.11	71,409.11
Louisiana Agricultural Finance Authority	--	7,017,240.00
Louisiana Community & Technical Colleges System	2,029,475.00	267,050.54
Louisiana Property Assistance Agency	113,308.60	--
Louisiana Tourism Promotion District Fund	22,129,966.86	--
Louisiana Transportation Authority	6,204,716.30	--
Marsh Island Operating Fund	2,475,653.22	2,399,491.18
Office Facilities Corporation	807,840.51	--
Office of Aircraft Services	32,158.00	8,150.00
Office of Technology Services	93,651.00	37,000,000.00
Office of Telecommunications Management	76,579.00	20,085.00
Prison Enterprises	177,268.88	--
State Highway Fund #2	1,103,936.38	678,974.25
TOPS Fund	85,096,437.88	28,172.64
Transportation Trust Fund	642,231,481.91	48,827,321.61
Unemployment Trust Fund	--	14,378.00
Subtotal	878,972,859.05	123,799,775.07
Total General Fund	\$ 12,554,320,295.29	\$ 1,049,384,775.17
 <u>From...To Bond Security and Redemption Fund</u>		
General Fund:		
General Fund (Without Statutorily Dedicated Funds)	\$ 37,298,164.26	\$ 379,797,621.67
General Fund Statutorily Dedicated Funds:		
Insurance Fraud Investigation Fund	--	609,212.13
Natural Heritage Account	--	8,965.50
Oilfield Site Restoration Fund	--	40,081.09
Rapid Response Fund	1,473,278.72	--
Subtotal	38,771,442.98	380,455,880.39
Other Funds:		
Education Excellence Fund	2,214.40	--
Health Excellence Fund	2,214.41	--
Louisiana Gulf Opportunity Zone Loan Fund	12,977,232.51	--
Tobacco Settlement Financing Corporation	27,115,169.00	--
TOPS Fund	2,214.41	--
Subtotal	40,099,044.73	--
Total Bond Security and Redemption Fund	\$ 78,870,487.71	\$ 380,455,880.39

**STATE OF LOUISIANA
SCHEDULE OF TRANSFERS FROM AND DUE FROM
FOR THE YEAR ENDED JUNE 30, 2015**

	Transfers From	Due From
<u>From...To Capital Outlay Escrow Fund</u>		
General Fund:		
General Fund (Without Statutorily Dedicated Funds)	\$ 101,136,202.31	\$ 143,119,486.25
General Fund Statutorily Dedicated Funds:		
Aquatic Plant Control Fund	231,214.50	231,214.50
Artificial Reef Development	3,285,909.34	--
Coastal Mitigation Account	900,000.00	900,000.00
Coastal Protection and Restoration Fund	129,929,769.40	15,303,714.32
Conservation Fund	10,620,697.17	268,298.33
Crescent City Transition Fund	3,054,127.19	--
Louisiana Economic Development Fund	765,584.45	--
Louisiana Fire Marshal Fund	841,116.12	841,116.12
Rockefeller Wildlife Refuge and Game Preserve Fund	1,033,100.00	--
Rockefeller Wildlife Refuge Trust and Protection Fund	74,000.00	--
Russell Sage/Marsh Island Capital Improvement	450,000.00	450,000.00
Russell Sage Special Fund #2	1,773,423.00	1,489,486.00
State Highway Improvement Fund	167,222,614.60	20,113,224.62
Unclaimed Property Leverage Fund	49,419,158.51	7,671,807.53
Wildlife Habitat and Natural Heritage Trust	14,877.75	10,747.50
Workforce and Innovation for a Stronger Economy Fund	11,000,000.00	--
Subtotal	481,751,794.34	190,399,095.17
Bond Security and Redemption Fund	5,006,354.50	--
Other Funds:		
Louisiana Community and Technical Colleges System	180,623.56	--
Louisiana Federal Property Assistance Agency	120,000.00	--
Office of Aircraft Services	60,000.00	--
Transportation Infrastructure Model for Economic Development	19,841,786.83	3,362,294.53
Transportation Trust Fund	674,431,325.86	100,634,151.75
Subtotal	694,633,736.25	103,996,446.28
Total Capital Outlay Escrow Fund	\$ 1,181,391,885.09	\$ 294,395,541.45
<u>From...To Kevin P. Reilly, Sr. Louisiana Education Quality Trust Fund</u>		
Bond Security and Redemption Fund	\$ 66,367,148.38	\$ 757,527.28
<u>From...To Nonmajor Governmental Funds</u>		
Education Excellence Fund		
Bond Security and Redemption Fund	\$ 16,111,441.56	\$ 1,408,255.47
Health Excellence Fund		
Bond Security and Redemption Fund	30,745,241.53	4,076,652.96
Louisiana Tourism Promotion District Fund		
General Fund (Without Statutorily Dedicated Funds)	510,581.00	406,481.72
Marsh Island Operating Fund		
General Fund Statutorily Dedicated Funds:		
Russell Sage/Marsh Island Refuge Fund	2,237,160.75	--
TOPS Fund		
Bond Security and Redemption Fund	84,963,815.67	1,408,255.47
Transportation Infrastructure Model for Economic Development		
Bond Security and Redemption Fund	33,389.46	--
Transportation Trust Fund	20,668,972.55	9,917.50
Subtotal	20,702,362.01	9,917.50

**STATE OF LOUISIANA
SCHEDULE OF TRANSFERS FROM AND DUE FROM
FOR THE YEAR ENDED JUNE 30, 2015**

	<u>Transfers From</u>	<u>Due From</u>
Transportation Trust Fund		
State Highway Fund #2	4,942,940.37	5,428,088.45
Bond Security and Redemption Fund	596,065,258.09	85,987,527.33
Subtotal	601,008,198.46	91,415,615.78
Total Nonmajor Governmental Funds	\$ 756,278,800.98	\$ 98,725,178.90
 <u>To...From Internal Service Funds</u>		
Administrative Services		
General Fund (Without Statutorily Dedicated Funds)	\$ 121,537.51	\$ 4,588.45
Office Facilities Corporation		
General Fund (Without Statutorily Dedicated Funds)	--	5,945.00
Total Internal Service Funds	\$ 121,537.51	\$ 10,533.45
 <u>To...From Proprietary Funds</u>		
Boards and Commissions		
General Fund (Without Statutorily Dedicated Funds)	262,322.67	885,325.60
Clean Water State Revolving Loan Fund		
General Fund Statutorily Dedicated Funds:		
Environmental Trust Fund	3,482.51	2,672.76
Louisiana Agricultural Finance Authority		
General Fund (Without Statutorily Dedicated Funds)	8,169,384.67	561,671.25
General Fund Statutorily Dedicated Funds:		
Feed and Fertilizer Fund	474,187.52	--
Pesticide Fund	1,185,181.23	--
Subtotal	9,828,753.42	561,671.25
Louisiana Community and Technical Colleges System		
General Fund (Without Statutorily Dedicated Funds)	141,870,752.47	6,969,515.12
General Fund Statutorily Dedicated Funds:		
Parish and Municipalities Fund	274,495.00	36,167.42
Parish and Municipalities Excellence Fund	507,528.00	34,070.39
Support Education in Louisiana First Fund	5,336,308.00	901,077.91
Workforce Training Rapid Response Fund	10,000,000.00	--
Capital Outlay Escrow Fund	220,414.00	--
Subtotal	158,209,497.47	7,940,830.84
Louisiana Federal Property Assistance Agency		
General Fund (Without Statutorily Dedicated Funds)	4,507.90	--
Louisiana Property Assistance Agency		
General Fund (Without Statutorily Dedicated Funds)	--	2,914.80
Louisiana Transportation Authority		
General Fund (Without Statutorily Dedicated Funds)	6,058,571.09	--
Prison Enterprises		
General Fund (Without Statutorily Dedicated Funds)	--	44,074.91
Total Proprietary Funds	\$ 174,367,135.06	\$ 9,437,490.16
Grand Totals	\$ 14,811,717,290.02	\$ 1,833,166,926.80

STATE OF LOUISIANA
SCHEDULE OF TRANSFERS TO AND DUE TO
FOR THE YEAR ENDED JUNE 30, 2015

	<u>Transfers To</u>	<u>Due To</u>
<u>To...From General Fund</u>		
Bond Security and Redemption Fund:		
General Fund (Without Statutorily Dedicated Funds)	\$ 37,298,164.26	\$ 379,797,621.67
General Fund Statutorily Dedicated Funds:		
Insurance Fraud Investigation Fund	--	609,212.13
Natural Heritage Account	--	8,965.50
Oilfield Site Restoration Fund	--	40,081.09
Rapid Response Fund	1,473,278.72	--
Subtotal	38,771,442.98	380,455,880.39
Capital Outlay Escrow Fund:		
General Fund (Without Statutorily Dedicated Funds)	101,136,202.31	143,119,486.25
General Fund Statutorily Dedicated Funds:		
Aquatic Plant Control Fund	231,214.50	231,214.50
Artificial Reef Development Fund	3,285,909.34	--
Coastal Mitigation Account	900,000.00	900,000.00
Coastal Protection and Restoration Fund	129,929,769.40	15,303,714.32
Conservation Fund	10,620,697.17	268,298.33
Crescent City Transition Fund	3,054,127.19	--
Louisiana Economic Development Fund	765,584.45	--
Louisiana Fire Marshal Fund	841,116.12	841,116.12
Rockefeller Wildlife Refuge and Game Preserve Fund	1,033,100.00	--
Rockefeller Wildlife Refuge Trust and Protection Fund	74,000.00	--
Russell Sage Special Fund #2	1,773,423.00	1,489,486.00
Russell Sage/Marsh Island-Capital Improvement Fund	450,000.00	450,000.00
State Highway Improvement Fund	167,222,614.60	20,113,224.62
Unclaimed Property Leverage Fund	49,419,158.51	7,671,807.53
Wildlife Habitat and Natural Heritage Trust	14,877.75	10,747.50
Workforce and Innovation for a Stronger Economy Fund	11,000,000.00	--
Subtotal	481,751,794.34	190,399,095.17
Other Funds:		
Administrative Services	121,537.51	4,588.45
Boards and Commissions	262,322.67	885,325.60
Clean Water State Revolving Loan Fund	3,482.51	2,672.76
Louisiana Agricultural Finance Authority	9,828,753.42	561,671.25
Louisiana Community and Technical Colleges System	157,989,083.47	7,940,830.84
Louisiana Federal Property Assistance Agency	4,507.90	--
Louisiana Property Assistance Agency	--	2,914.80
Louisiana Tourism Promotion District Fund	510,581.00	406,481.72
Louisiana Transportation Authority	6,058,571.09	--
Marsh Island Operating Fund	2,237,160.75	--
Office Facilities Corporation	--	5,945.00
Prison Enterprises	--	44,074.91
Subtotal	177,016,000.32	9,854,505.33
Total General Fund	\$ 697,539,237.64	\$ 580,709,480.89

To...From Bond Security and Redemption Fund

General Fund:		
General Fund (Without Statutorily Dedicated Funds)	\$ 9,642,501,984.42	\$ 600,254,167.32
General Fund Statutorily Dedicated Funds:		
2013 Amnesty Collections Fund	142,044,499.00	17,194,473.69
Administrative Fund of the Department of Insurance Fund	785,019.08	783,869.22
Adult Probation and Parole Officer Retirement Fund	3,523,876.93	--
Agricultural Commodity Commission Self-Insurance Fund	49,528.00	--
Agricultural Commodity Dealers & Warehouse Fund	1,865,871.31	48,875.99
Algiers Economic Development Foundation Fund	37.00	--
Aquatic Plant Control Fund	271,477.00	7,735.00
Archaeological Curation Fund	80,224.50	--
Artificial Reef Development Fund	7,739,084.69	448,630.89
Atchafalaya Delta WMA Mooring Account	52,077.00	--
Automobile Theft and Insurance Fraud Prevention Fund	195,131.00	--

**STATE OF LOUISIANA
SCHEDULE OF TRANSFERS TO AND DUE TO
FOR THE YEAR ENDED JUNE 30, 2015**

	<u>Transfers To</u>	<u>Due To</u>
Avoyelles Parish Local Government Gaming Mitigation Fund	139,981.75	--
Battered Women's Shelter Fund	71,859.58	14,245.01
Beautification & Improvement of the New Orleans City Park Fund	168.00	--
Beautification Project for New Orleans Neighborhoods Fund	65.00	--
Black Bear Account	39,204.88	926.00
Blind Vendors Trust Fund	405,072.03	34,559.49
Boll Weevil Eradication Fund	38,993.41	--
Budget Stabilization Fund	366,881.00	--
Casino Support Services Fund	3,600,018.00	--
Children's Trust Fund	778,916.00	69,980.00
Coastal Mitigation Account	875,765.00	--
Coastal Protection and Restoration Fund	17,769,811.65	991,011.90
Coastal Resources Trust Fund	788,171.95	412.12
Community and Family Support Fund	63.00	--
Community Water Enrichment Fund	49.00	--
Compulsive and Problem Gaming Fund	513,905.78	--
Concealed Handgun Permit Fund	2,268,212.87	50,833.50
Conservation Fund	101,354,833.49	14,200,365.32
Crab Promotion and Marketing Fund	30,376.00	25.00
Crescent City Transition Fund	11,252.00	--
Crime Victims Reparations Fund	2,270,074.21	9,846.03
Criminal Identification & Information Fund	7,046,541.84	84,380.30
Debt Recovery Fund	10,000,877.00	--
Dept of Public Safety Peace Officer Fund	293,992.42	29,750.00
Dept of Revenue Alcohol and Tobacco Control Officers Fund	159,584.52	24,329.94
Dept. of Justice Debt Collection Fund	2,543,264.62	39,687.79
Dept. of Justice Legal Support Fund	6,122,759.77	3,711,752.89
Derelict Crab Trap Removal Program Fund	51,081.00	3,890.00
Disability Affairs Trust Fund	123,677.29	9,873.62
Drug Abuse Education & Treatment Fund	242,899.84	479.88
Emergency Medical Technician Fund	10,745.00	144.00
Energy Performance Contract Fund	272.00	--
Enforcement Emergency Situation Response Account	36,728.45	--
Entertainment Promotion and Marketing Fund	258,886.31	453.20
Environmental Trust Fund	52,076,337.29	220,852.58
Explosives Trust Fund	331,423.43	1,450.00
Feed and Fertilizer Fund	25.00	--
FEMA Reimbursement Fund	2.00	--
Fire Insurance Fund	24,782,269.13	--
Fish and Wildlife Violations Reward Fund	321.84	24.00
Fishermen's Gear Compensation Fund	363,000.00	17,000.00
Forest Protection Fund	819,668.55	670.46
Forestry Productivity Fund	4,733.00	--
Fraud Detection Fund	539,341.84	57,618.16
Friends of NORD Fund	90.00	--
Future Medical Care Fund	7,641.00	--
Geaux Pass Transition Fund	1,851.00	--
Grain and Cotton Indemnity Fund	677,158.35	13,498.21
Greater New Orleans Sports Foundation Fund	24.00	--
Hazardous Materials Emergency Response Fund	235,420.47	3,500.00
Hazardous Waste Site Cleanup Fund	6,738,297.25	1,021,605.79
Health Care Facility Fund	89,354.67	5,150.00
Health Trust Fund	2,057.00	--
Horticulture and Quarantine Fund	1,802,680.05	85,255.01
Hunters for the Hungry Account	41,875.00	226.00
Industrialized Building Program Fund	286,766.47	7,275.71
Innocence Compensation Fund	44.00	--
Insurance Fraud Investigation Fund	3,777,990.32	--
Insurance Verification System Fund	37,164,727.00	634,166.50
Judges' Supplemental Compensation Fund	4,529,318.03	--
Keep Louisiana Beautiful Fund	167.50	--
Lead Hazard Reduction Fund	103,294.00	400.00
Legislative Capitol Technology Enhancement Fund	19.00	--
Lifetime License Endowment Trust Fund	662,317.00	8,560.00
Liquefied Petroleum Gas Commission Rainy Day Fund	1,099,159.29	170,771.79
Litter Abatement and Education Account	908,954.79	18,105.42

**STATE OF LOUISIANA
SCHEDULE OF TRANSFERS TO AND DUE TO
FOR THE YEAR ENDED JUNE 30, 2015**

	<u>Transfers To</u>	<u>Due To</u>
Livestock Brand Commission Fund	15,016.50	100.00
Lottery Proceeds Fund	175,820,941.00	38,023,740.00
Louisiana Agricultural Finance Authority Fund	742.00	--
Louisiana Alligator Resource Fund	2,675,826.43	12,611.00
Louisiana Bike and Pedestrian Safety Fund	4,745.83	150.00
Louisiana Charter School Startup Loan Fund	212,453.00	212,301.00
Louisiana Duck License, Stamp, & Print Fund	477,480.86	2,455.00
Louisiana Economic Development Fund	12,803,586.14	2,000,236.22
Louisiana Filmmakers Grant Fund	75.00	--
Louisiana Fire Marshal Fund	16,056,226.12	--
Louisiana Fund	13,915,498.69	--
Louisiana Fur Public Education & Marketing Fund	53,466.00	760.00
Louisiana Help Our Wildlife Fund	12,212.03	756.83
Louisiana Highway Safety Fund	345.50	--
Louisiana Indigent Parent Representation Program Fund	325.00	--
Louisiana Interoperability Fund	622.00	--
Louisiana Life Safety and Property Protection Trust Fund	842,022.71	--
Louisiana Manufactured Housing Commission Fund	263,327.90	140.00
Louisiana Medical Assistance Trust Fund	181,253,683.08	27,759,203.58
Louisiana Mega-Project Development Fund	10,053,444.00	--
Louisiana Military Family Assistance Fund	1,535.00	75.00
Louisiana Public Defender Fund	10,284.00	--
Louisiana Stadium & Exposition District License Plate Fund	692,372.98	14,968.83
Louisiana State Parks Improvement & Repair Fund	9,440,734.83	844,212.01
Louisiana State Police Salary Fund	15,600,000.00	15,600,000.00
Louisiana Towing & Storing Fund	426,658.67	150,221.26
Louisiana Wild Turkey Stamp Fund	60,911.29	357.50
LTRC Transportation Training and Education Center Marketing Fund	518,283.07	1,840.00
MC Davis Conservation Fund	2,000,000.00	--
Medicaid Trust Fund for the Elderly Fund	208,252.00	--
Medical & Allied Health Professional Education Scholarship Fund	11,985,451.39	143,995.31
Medical Assistance Programs Fraud Detection Fund	200,033.00	--
Mineral and Energy Operation Fund	1,987,235.02	62,820.08
Mineral Revenue Audit & Settlement Fund	7,469,606.73	249,144.56
Motor Carrier Regulation Fund	72.00	--
Motor Fuels Underground Storage Tank Trust Fund	257,909.66	775.00
Motorcycle Safety Awareness & Operator Training Program Fund	24,897,411.61	2,684,654.08
Municipal Fire & Police Civil Service Operating Fund	208,834.00	4,251.00
Natural Heritage Account	2,172,587.82	--
Natural Resource Restoration Trust Fund	26,417.00	--
New Opportunities Waiver Fund	234,286,284.00	--
New Orleans Ferry Fund	2,394.40	457.60
New Orleans Sports Franchise Assistance Fund	142.00	--
New Orleans Urban Tourism and Hospitality Training Fund	32.00	--
Nursing Home Residents' Trust Fund	264.00	--
Office of Workers' Compensation Administrative Fund	1,347,429.58	17,076.04
Oil & Gas Regulatory Fund	12,439,246.93	10,161.65
Oil Spill Contingency Fund	8,371,739.56	7,948.50
Oilfield Site Restoration Fund	5,322,110.58	636,246.41
OMV Customer Service & Technology Fund	3,874,643.11	--
Overcollections Fund	7,185,222.49	317,946.50
Oyster Development Fund	55,900,000.00	--
Oyster Sanitation Fund	165,396.90	960.20
Pari-Mutuel Live Racing Facility Gaming Control Fund	375,360.41	638.32
Parish and Municipalities Excellence Fund	57,653,814.64	2,524,138.36
Parish and Municipalities Fund	245.00	--
Payments Towards the UAL Fund	57,801,305.69	10,391,036.19
Pesticide Fund	790.00	--
Pet Overpopulation Fund	42,550.00	34,467.10
Petroleum Products Fund	3,236.46	--
Poverty Point Reservoir Development Fund	4,559,281.31	778,189.36
Proprietary School Students' Protection Fund	447,811.39	39,823.69
Public Oyster Seed Ground Development Account	20,893.00	--
Public Safety DWI Testing Maintenance & Training Fund	711,317.59	--
Quail Account	461,963.73	5,510.59
	3,813.60	102.00

**STATE OF LOUISIANA
SCHEDULE OF TRANSFERS TO AND DUE TO
FOR THE YEAR ENDED JUNE 30, 2015**

	<u>Transfers To</u>	<u>Due To</u>
Rapid Response Fund	--	1,207,725.20
Rare & Endangered Species Account	4,486.16	312.00
Reptile & Amphibian Research Fund	1,016.76	91.65
Right-of-Way Permit Processing Fund	408,835.50	5,100.00
Right-to-Know Fund	83,700.00	--
Riverboat Gaming Enforcement Fund	64,302,414.31	1,476,868.72
Russell Sage-Marsh Island – Capital Improvement Fund	1,305.00	--
Saltwater Fish Research and Conservation Fund	1,280,622.00	97,027.50
Savings Enhancement Fund	326,297.87	--
Scenic Rivers Fund	3,925.00	650.00
Seafood Promotion & Marketing Fund	309,756.90	1,560.93
Seed Fund	601,434.84	85,222.71
Sex Offender Registry Technology Fund	922,929.89	23,038.03
Shrimp Marketing & Promotion Fund	79,662.00	220.00
Shrimp Trade Petition Account	67.00	--
Small Business Surety Bonding Fund	50,067.03	--
SNAP Fraud and Abuse Detection and Prevention Fund	4,839.09	1,955.00
Sports Facility Assistance Fund	2,530,254.00	73,097.00
State Emergency Response Fund	336.00	--
State Highway Improvement Fund	53,967,326.10	4,432,493.96
Structural Pest Control Commission Fund	834,265.22	93,924.04
Support Education in Louisiana First Fund	155,441,245.99	3,070,419.61
Sweet Potato Pests & Diseases Fund	157,007.55	100.00
Tax Commission Expense Fund	688,949.63	--
Telecommunications for the Deaf Fund	1,478,481.97	44,315.47
Telephone Company Property Assessment Relief Fund	17,156,119.33	2,791,579.56
Telephonic Solicitation Relief Fund	266,964.00	--
Tobacco Regulation Enforcement Fund	755,441.05	142,444.90
Tobacco Settlement Enforcement Fund	14,500.00	3,500.00
Tobacco Tax Health Care Fund	43,905,015.87	8,005,192.39
Traumatic Head & Spinal Cord Injury Trust Fund	1,658,197.85	1,055.00
Trial Court Case Management Information Fund	1,788,272.29	--
Unclaimed Property Leverage Fund	48,465.36	--
Underground Damages Prevention Fund	82,601.74	--
Underwater Obstruction Removal Fund	57.00	--
Unified Carrier Registration Agreement Fund	6,855,348.70	20,867.80
Utility & Carrier Inspection & Supervision Fund	7,927,633.30	2,219,215.00
Variable Earnings Transaction Fund	11,249.00	--
Video Draw Poker Device Fund	187,878,676.88	6,822,495.36
Video Draw Poker Device Supplemental Purse Fund	2,931,417.94	111,841.99
Vital Records Conversion Fund	245,363.00	25,276.00
Waste Tire Management Fund	11,248,261.71	169,671.85
Waterfowl Account	21,990.05	954.17
Weights & Measures Fund	2,181,114.50	25,300.00
White Lake Property Fund	1,412,680.16	--
White Tail Deer Account	10,941.56	381.67
Wildlife Habitat & Natural Heritage Trust	993,707.00	4,306.25
Workers' Compensation Second Injury Fund	50,824,889.59	84,855.55
Workforce & Innovation for a Stronger Economy Fund	8.00	--
Workforce Training Rapid Response Fund	57.00	--
Youthful Offender Management Fund	295,169.75	3,917.85
Subtotal	11,659,967,409.53	773,862,275.66
Capital Outlay Escrow Fund	5,006,354.50	--
Kevin P. Reilly, Sr. Louisiana Education Quality Trust Fund	66,367,148.38	757,527.28
Other Funds:		
Transportation Trust Fund	596,065,258.09	85,987,527.33
Transportation Infrastructure Model for Economic Development	33,389.46	--
Health Excellence Fund	30,745,241.53	4,076,652.96
Education Excellence Fund	16,111,441.56	1,408,255.47
TOPS Fund	84,963,815.67	1,408,255.47
Subtotal	727,919,146.31	92,880,691.23

STATE OF LOUISIANA
SCHEDULE OF TRANSFERS TO AND DUE TO
FOR THE YEAR ENDED JUNE 30, 2015


	<u>Transfers To</u>	<u>Due To</u>
Total Bond Security and Redemption Fund	\$ 12,459,260,058.72	\$ 867,500,494.17
<u>To...From Capital Outlay Escrow Fund</u>		
General Fund:		
General Fund (Without Statutorily Dedicated Funds)	\$ 3,663,524.00	\$ 148,931,590.23
General Fund Statutorily Dedicated Funds:		
Coastal Protection and Restoration Fund	2,677,407.21	2,677,407.21
Louisiana Economic Development Fund	1,314,771.45	--
Overcollections Fund	7,520,597.05	--
Rockefeller Wildlife Refuge and Game Preserve Fund	90,000.00	--
State Highway Improvement Fund	113,727.00	113,727.00
Subtotal	15,380,026.71	151,722,724.44
Louisiana Community and Technical Colleges System	220,414.00	--
Total Capital Outlay Escrow Fund	\$ 15,600,440.71	\$ 151,722,724.44
<u>To...From Kevin P. Reilly, Sr. Louisiana Education Quality Trust Fund</u>		
General Fund:		
General Fund (Without Statutorily Dedicated Funds)	\$ 22,512,170.99	\$ 9,445,832.57
<u>To...From Nonmajor Governmental Funds</u>		
Education Excellence Fund		
General Fund (Without Statutorily Dedicated Funds)	\$ 14,290,090.38	\$ 28,172.63
Bond Security and Redemption Fund	2,214.40	--
Subtotal	14,292,304.78	28,172.63
Employment Security Administrative Account		
General Fund (Without Statutorily Dedicated Funds)	3,810,643.00	--
General Fund Statutorily Dedicated Funds:		
Overcollections Fund	3,719,148.00	--
Subtotal	7,529,791.00	--
Federal Energy Settlement Fund		
General Fund (Without Statutorily Dedicated Funds)	3,254,577.23	14,215,578.69
Health Excellence Fund		
General Fund (Without Statutorily Dedicated Funds)	35,602,680.55	1,021,706.73
Bond Security and Redemption Fund	2,214.41	--
Subtotal	35,604,894.96	1,021,706.73
Incumbent Worker Training Account		
General Fund (Without Statutorily Dedicated Funds)	21,851,522.27	2,721,214.15
General Fund Statutorily Dedicated Funds:		
Overcollections Fund	1,476.00	--
Subtotal	21,852,998.27	2,721,214.15
Labor Penalty and Interest Account		
General Fund (Without Statutorily Dedicated Funds)	2,961,208.00	--
General Fund Statutorily Dedicated Funds:		
Overcollections Fund	4,230,697.11	71,409.11
Subtotal	7,191,905.11	71,409.11
Louisiana Tourism Promotion District Fund		
General Fund (Without Statutorily Dedicated Funds)	22,129,966.86	--

**STATE OF LOUISIANA
SCHEDULE OF TRANSFERS TO AND DUE TO
FOR THE YEAR ENDED JUNE 30, 2015**

	Transfers To	Due To
Marsh Island Operating Fund		
General Fund (Without Statutorily Dedicated Funds)	132,641.31	56,479.27
General Fund Statutorily Dedicated Funds:		
Russell Sage/Marsh Island Refuge Fund	236,989.25	236,989.25
Russell Sage Special Fund #2	2,106,022.66	2,106,022.66
Subtotal	2,475,653.22	2,399,491.18
State Highway Fund #2		
General Fund Statutorily Dedicated Funds:		
New Orleans Ferry Fund	1,103,936.38	678,974.25
Transportation Trust Fund	4,942,940.37	5,428,088.45
Subtotal	6,046,876.75	6,107,062.70
Tobacco Settlement Financing Corporation		
Bond Security and Redemption Fund	27,115,169.00	--
TOPS Fund		
General Fund (Without Statutorily Dedicated Funds)	85,096,437.88	28,172.64
Bond Security and Redemption Fund	2,214.41	--
Subtotal	85,098,652.29	28,172.64
Transportation Infrastructure Model for Economic Development		
Capital Outlay Escrow Fund	19,841,786.83	3,362,294.53
Transportation Trust Fund		
General Fund (Without Statutorily Dedicated Funds)	642,231,481.91	48,827,321.61
Transportation Infrastructure Model for Economic Development	20,668,972.55	9,917.50
Capital Outlay Escrow Fund	674,431,325.86	100,634,151.75
Subtotal	1,337,331,780.32	149,471,390.86
Total Nonmajor Governmental Funds	\$ 1,589,766,356.62	\$ 179,426,493.22
 <u>To...From Internal Service Funds</u>		
Administrative Services		
General Fund Statutorily Dedicated Funds:		
Overcollections Fund	\$ 14,150.00	\$ 14,150.00
Division of Administrative Law		
General Fund (Without Statutorily Dedicated Funds)	41,413.80	5,050.00
General Fund Statutorily Dedicated Funds:		
Overcollections Fund	11,720.00	11,720.00
Subtotal	53,133.80	16,770.00
Office Facilities Corporation		
General Fund (Without Statutorily Dedicated Funds)	807,840.51	--
Office of Aircraft Services		
General Fund (Without Statutorily Dedicated Funds)	24,008.00	--
General Fund Statutorily Dedicated Funds:		
Overcollections Fund	8,150.00	8,150.00
Capital Outlay Escrow Fund	60,000.00	--
Subtotal	92,158.00	8,150.00
Office of Technology Services		
General Fund (Without Statutorily Dedicated Funds)	93,651.00	37,000,000.00
Office of Telecommunications Management		
General Fund (Without Statutorily Dedicated Funds)	56,494.00	--
General Fund Statutorily Dedicated Funds:		
Overcollections Fund	20,085.00	20,085.00
Subtotal	76,579.00	20,085.00

**STATE OF LOUISIANA
SCHEDULE OF TRANSFERS TO AND DUE TO
FOR THE YEAR ENDED JUNE 30, 2015**

	<u>Transfers To</u>	<u>Due To</u>
Total Internal Service Funds	\$ 1,137,512.31	\$ 37,059,155.00
<u>To...From Proprietary Funds</u>		
Boards and Commissions		
General Fund (Without Statutorily Dedicated Funds)	166,115.97	--
Clean Water State Revolving Loan Fund		
General Fund (Without Statutorily Dedicated Funds)	3,926,245.73	224.25
General Fund Statutorily Dedicated Funds:		
Environmental Trust Fund	6,526.48	3,853.72
Subtotal	3,932,772.21	4,077.97
Louisiana Agricultural Finance Authority		
General Fund (Without Statutorily Dedicated Funds)	--	7,017,240.00
Louisiana Community and Technical Colleges System		
General Fund (Without Statutorily Dedicated Funds)	2,029,475.00	267,050.54
Capital Outlay Escrow Fund	180,623.56	--
Subtotal	2,210,098.56	267,050.54
Louisiana Federal Property Assistance Agency		
Capital Outlay	120,000.00	--
Louisiana Gulf Opportunity Zone Loan Fund		
Bond Security and Redemption Fund	12,977,232.51	--
Louisiana Property Assistance Agency		
General Fund (Without Statutorily Dedicated Funds)	89,227.60	--
General Fund Statutorily Dedicated Funds:		
Overcollections Fund	24,081.00	--
Subtotal	113,308.60	--
Louisiana Transportation Authority		
General Fund (Without Statutorily Dedicated Funds)	6,204,716.30	--
Prison Enterprises		
General Fund (Without Statutorily Dedicated Funds)	177,268.88	--
Unemployment Trust Funds		
General Fund (Without Statutorily Dedicated Funds)	--	14,378.00
Total Proprietary Funds	\$ 25,901,513.03	\$ 7,302,746.51
Grand Totals	\$ 14,811,717,290.02	\$ 1,833,166,926.80



STATE OF LOUISIANA
 BALANCE SHEET
 PARISH & MUNICIPALITIES FUNDS
 JUNE 30, 2015

	Acadia Parish Visitor Enterprise Fund	Alexandria/Pineville Area Tourism Fund	Alexandria/Pineville Exhibition Hall Fund	Allen Parish Capital Improvements Fund	Ascension Parish Visitor Enterprise Fund
ASSETS:					
CASH & CASH EQUIVALENTS	\$16,506.44	\$81,542.49	\$712,403.14	\$--	\$1,481,340.91
DUE FROM OTHER FUNDS	17,361.56	40,565.44	44,791.18	47,716.86	190,862.22
TOTAL ASSETS	\$33,868.00	\$122,107.93	\$757,194.32	\$47,716.86	\$1,672,203.13
LIABILITIES, DEFERRED INFLOWS OF RESOURCES, AND FUND BALANCES					
LIABILITIES:					
DUE TO OTHER FUNDS	\$33,868.00	\$--	\$--	\$32,656.44	\$--
AMOUNTS DUE TO COMPONENT UNITS	--	--	--	--	--
TOTAL LIABILITIES	\$33,868.00	\$--	\$--	\$32,656.44	\$--
FUND BALANCES:					
NONSPENDABLE	\$--	\$--	\$--	\$--	\$--
RESTRICTED	--	--	--	--	--
COMMITTED	--	122,107.93	757,194.32	15,060.42	1,672,203.13
ASSIGNED	--	--	--	--	--
UNASSIGNED	--	--	--	--	--
TOTAL FUND BALANCES	--	122,107.93	757,194.32	15,060.42	1,672,203.13
TOTAL LIABILITIES, DEFERRED INFLOWS OF RESOURCES, AND NET POSITION	\$33,868.00	\$122,107.93	\$757,194.32	\$47,716.86	\$1,672,203.13

Avoyelles Parish Enterprise Fund	Baker Economic Development Fund	Bastrop Municipal Center Fund	Beauregard Parish Community Improvements Fund	Bienville Parish Tourism & Economic Development Fund	Bossier City Civic Center Fund	Calcasieu Parish Higher Education Improvement Fund	Caldwell Parish Economic Development Fund
\$19,357.64	\$7,077.86	\$99,150.65	\$336,697.72	\$7,814.00	\$2,863,364.36	\$128,401.59	\$87.42
25,526.73	8,101.00	6,648.62	11,252.07	5,614.85	353,951.95	255,235.53	26.23
<u>\$44,884.37</u>	<u>\$15,178.86</u>	<u>\$105,799.27</u>	<u>\$347,949.79</u>	<u>\$13,428.85</u>	<u>\$3,217,316.31</u>	<u>\$383,637.12</u>	<u>\$113.65</u>
\$33,511.12	\$15,178.86	\$--	\$--	\$9,722.44	\$--	\$36,167.42	\$--
--	--	--	--	--	--	--	--
<u>\$33,511.12</u>	<u>\$15,178.86</u>	<u>\$--</u>	<u>\$--</u>	<u>\$9,722.44</u>	<u>\$--</u>	<u>\$36,167.42</u>	<u>\$--</u>
\$--	\$--	\$--	\$--	\$--	\$--	\$--	\$--
--	--	--	--	--	--	--	--
11,373.25	--	105,799.27	347,949.79	3,706.41	3,217,316.31	347,469.70	113.65
--	--	--	--	--	--	--	--
--	--	--	--	--	--	--	--
<u>11,373.25</u>	<u>--</u>	<u>105,799.27</u>	<u>347,949.79</u>	<u>3,706.41</u>	<u>3,217,316.31</u>	<u>347,469.70</u>	<u>113.65</u>
<u>\$44,884.37</u>	<u>\$15,178.86</u>	<u>\$105,799.27</u>	<u>\$347,949.79</u>	<u>\$13,428.85</u>	<u>\$3,217,316.31</u>	<u>\$383,637.12</u>	<u>\$113.65</u>

STATE OF LOUISIANA
BALANCE SHEET
PARISH & MUNICIPALITIES FUNDS
JUNE 30, 2015

	Cameron Parish Tourism Development Fund	Claiborne Parish Tourism & Economic Development Fund	Concordia Parish Economic Development Fund	Desoto Parish Visitor Enterprise Fund	East Baton Rouge Parish Community Improvement Fund
ASSETS:					
CASH & CASH EQUIVALENTS	\$2,990.42	\$1,461.49	\$14,706.50	\$625,170.15	\$219,866.07
DUE FROM OTHER FUNDS	2,539.09	97.62	16,565.99	35,366.15	513,662.62
TOTAL ASSETS	\$5,529.51	\$1,559.11	\$31,272.49	\$660,536.30	\$733,528.69
LIABILITIES, DEFERRED INFLOWS OF RESOURCES, AND FUND BALANCES					
LIABILITIES:					
DUE TO OTHER FUNDS	\$5,529.51	\$--	\$31,272.49	\$--	\$733,528.69
AMOUNTS DUE TO COMPONENT UNITS	--	--	--	--	--
TOTAL LIABILITIES	\$5,529.51	\$--	\$31,272.49	\$--	\$733,528.69
FUND BALANCES:					
NONSPENDABLE	\$--	\$--	\$--	\$--	\$--
RESTRICTED	--	--	--	--	--
COMMITTED	--	1,559.11	--	660,536.30	--
ASSIGNED	--	--	--	--	--
UNASSIGNED	--	--	--	--	--
TOTAL FUND BALANCES	--	\$1,559.11	\$--	\$660,536.30	\$--
TOTAL LIABILITIES, DEFERRED INFLOWS OF RESOURCES, AND NET POSITION	\$5,529.51	\$1,559.11	\$31,272.49	\$660,536.30	\$733,528.69

East Baton Rouge Parish Enhancement Fund	East Baton Rouge Parish Riverside Centroplex Fund	East Carroll Parish Visitor Enterprise Fund	East Feliciana Tourist Commission Fund	Evangeline Visitor Enterprise Fund	Franklin Visitor Enterprise Fund	Grant Parish Economic Development Fund	Gretna Tourist Commission Enterprise Account
\$230,022.10	\$223,151.48	\$--	\$9,039.53	\$163,478.03	\$93,717.58	\$--	\$22,526.11
256,831.35	249,126.33	1,437.31	674.70	8,797.51	7,022.52	--	19,760.58
<u>\$486,853.45</u>	<u>\$472,277.81</u>	<u>\$1,437.31</u>	<u>\$9,714.23</u>	<u>\$172,275.54</u>	<u>\$100,740.10</u>	<u>\$--</u>	<u>\$42,286.69</u>
\$156,185.51	\$427,972.22	\$1,437.31	\$--	\$--	\$--	\$--	\$42,286.69
--	--	--	--	--	--	--	--
<u>\$156,185.51</u>	<u>\$427,972.22</u>	<u>\$1,437.31</u>	<u>\$--</u>	<u>\$--</u>	<u>\$--</u>	<u>\$--</u>	<u>\$42,286.69</u>
\$--	\$--	\$--	\$--	\$--	\$--	\$--	\$--
--	--	--	--	--	--	--	--
330,667.94	44,305.59	--	9,714.23	172,275.54	100,740.10	--	--
--	--	--	--	--	--	--	--
--	--	--	--	--	--	--	--
<u>\$330,667.94</u>	<u>\$44,305.59</u>	<u>\$--</u>	<u>\$9,714.23</u>	<u>\$172,275.54</u>	<u>\$100,740.10</u>	<u>\$--</u>	<u>\$--</u>
<u>\$486,853.45</u>	<u>\$472,277.81</u>	<u>\$1,437.31</u>	<u>\$9,714.23</u>	<u>\$172,275.54</u>	<u>\$100,740.10</u>	<u>\$--</u>	<u>\$42,286.69</u>

STATE OF LOUISIANA
 BALANCE SHEET
 PARISH & MUNICIPALITIES FUNDS
 JUNE 30, 2015

	Houma/Terrebonne Tourist Fund	Iberia Parish Tourist Commission Fund	Iberville Parish Visitor Enterprise Fund	Jackson Parish Economic Development Fund	Jefferson Davis Parish Visitor Enterprise Fund
ASSETS:					
CASH & CASH EQUIVALENTS	\$217,950.16	\$151,890.56	\$57,106.42	\$188,379.36	\$28,993.73
DUE FROM OTHER FUNDS	96,967.00	82,156.27	23,021.42	5,575.76	28,041.95
TOTAL ASSETS	\$314,917.16	\$234,046.83	\$80,127.84	\$193,955.12	\$57,035.68
LIABILITIES, DEFERRED INFLOWS OF RESOURCES, AND FUND BALANCES					
LIABILITIES:					
DUE TO OTHER FUNDS	\$--	\$--	\$--	\$--	\$44,931.02
AMOUNTS DUE TO COMPONENT UNITS	--	--	--	--	--
TOTAL LIABILITIES	\$--	\$--	\$--	\$--	\$44,931.02
FUND BALANCES:					
NONSPENDABLE	\$--	\$--	\$--	\$--	\$--
RESTRICTED	--	--	--	--	--
COMMITTED	314,917.16	234,046.83	80,127.84	193,955.12	12,104.66
ASSIGNED	--	--	--	--	--
UNASSIGNED	--	--	--	--	--
TOTAL FUND BALANCES	\$314,917.16	\$234,046.83	\$80,127.84	\$193,955.12	\$12,104.66
TOTAL LIABILITIES, DEFERRED INFLOWS OF RESOURCES, AND NET POSITION	\$314,917.16	\$234,046.83	\$80,127.84	\$193,955.12	\$57,035.68

Jefferson Parish Convention Center Fund	Lafayette Parish Visitor Enterprise Fund	Lafourche Parish Architecture & Development Fund	Lafourche Parish Visitor Enterprise Fund	Lake Charles Civic Center Fund	LaSalle Economic Development Fund	Lincoln Parish Municipalities Fund	Lincoln Parish Visitor Enterprise Fund
\$569,690.23	\$571,088.20	\$1,276,915.97	\$1,166,138.44	\$306,054.17	\$2,241.98	\$49,517.74	\$50,271.82
534,614.86	550,537.37	57,486.26	58,361.73	245,922.27	1,572.74	53,614.07	54,430.51
<u>\$1,104,305.09</u>	<u>\$1,121,625.57</u>	<u>\$1,334,402.23</u>	<u>\$1,224,500.17</u>	<u>\$551,976.44</u>	<u>\$3,814.72</u>	<u>\$103,131.81</u>	<u>\$104,702.33</u>
\$790,204.85	\$776,493.79	\$--	\$--	\$294,081.67	\$3,406.34	\$50,778.22	\$104,702.33
--	--	--	--	--	--	--	--
<u>\$790,204.85</u>	<u>\$776,493.79</u>	<u>\$--</u>	<u>\$--</u>	<u>\$294,081.67</u>	<u>\$3,406.34</u>	<u>\$50,778.22</u>	<u>\$104,702.33</u>
\$--	\$--	\$--	\$--	\$--	\$--	\$--	\$--
--	--	--	--	--	--	--	--
314,100.24	345,131.78	1,334,402.23	1,224,500.17	257,894.77	408.38	52,353.59	--
--	--	--	--	--	--	--	--
--	--	--	--	--	--	--	--
<u>\$314,100.24</u>	<u>\$345,131.78</u>	<u>\$1,334,402.23</u>	<u>\$1,224,500.17</u>	<u>\$257,894.77</u>	<u>\$408.38</u>	<u>\$52,353.59</u>	<u>\$--</u>
<u>\$1,104,305.09</u>	<u>\$1,121,625.57</u>	<u>\$1,334,402.23</u>	<u>\$1,224,500.17</u>	<u>\$551,976.44</u>	<u>\$3,814.72</u>	<u>\$103,131.81</u>	<u>\$104,702.33</u>

STATE OF LOUISIANA
 BALANCE SHEET
 PARISH & MUNICIPALITIES FUNDS
 JUNE 30, 2015

	Livingston Parish Tourism & Economic Development Fund	Madison Parish Visitor Enterprise Fund	Ernest N. Morial Convention Center Phase IV Expansion Project Fund	Morehouse Parish Visitor Enterprise Fund	Natchitoches Historical District Development Fund
ASSETS:					
CASH & CASH EQUIVALENTS	\$172,698.25	\$2,798.12	\$--	\$--	\$236,506.84
DUE FROM OTHER FUNDS	60,490.63	6,591.18	--	6,749.90	62,282.67
TOTAL ASSETS	\$233,188.88	\$9,389.30	\$--	\$6,749.90	\$298,789.51
LIABILITIES, DEFERRED INFLOWS OF RESOURCES, AND FUND BALANCES					
LIABILITIES:					
DUE TO OTHER FUNDS	\$--	\$4,134.09	\$--	\$6,749.90	\$--
AMOUNTS DUE TO COMPONENT UNITS	--	--	--	--	--
TOTAL LIABILITIES	\$--	\$4,134.09	\$--	\$6,749.90	\$--
FUND BALANCES:					
NONSPENDABLE	\$--	\$--	\$--	\$--	\$--
RESTRICTED	--	--	--	--	--
COMMITTED	233,188.88	5,255.21	--	--	298,789.51
ASSIGNED	--	--	--	--	--
UNASSIGNED	--	--	--	--	--
TOTAL FUND BALANCES	\$233,188.88	\$5,255.21	\$--	\$--	\$298,789.51
TOTAL LIABILITIES, DEFERRED INFLOWS OF RESOURCES, AND NET POSITION	\$233,188.88	\$9,389.30	\$--	\$6,749.90	\$298,789.51

Natchitoches Parish Visitor Enterprise Fund	New Orleans Area Tourism & Economic Development	New Orleans Metropolitan Convention & Visitors Bureau	New Orleans Sports Franchise Fund	Ouachita Parish Visitor Enterprise Fund	Pineville Economic Development Fund	Plaquemines Parish Visitor Enterprise Fund	Pointe Coupee Parish Visitor Enterprise Fund
\$18,975.92	\$205,292.60	\$1,693,385.71	\$26.12	\$261,187.71	\$686,558.45	\$601,125.08	\$158,481.04
20,970.58	313,621.22	1,870,011.52	1,927,846.77	259,492.51	40,565.44	63,078.72	7,868.91
<u>\$39,946.50</u>	<u>\$518,913.82</u>	<u>\$3,563,397.23</u>	<u>\$1,927,872.89</u>	<u>\$520,680.22</u>	<u>\$727,123.89</u>	<u>\$664,203.80</u>	<u>\$166,349.95</u>

\$39,946.50	\$--	\$--	\$313,621.22	\$95,225.85	\$--	\$--	\$--
--	--	--	1,614,251.67	--	--	--	--
<u>\$39,946.50</u>	<u>\$--</u>	<u>\$--</u>	<u>\$1,927,872.89</u>	<u>\$95,225.85</u>	<u>\$--</u>	<u>\$--</u>	<u>\$--</u>

\$--	\$--	\$--	\$--	\$--	\$--	\$--	\$--
--	--	--	--	--	--	--	--
--	518,913.82	3,563,397.23	--	425,454.37	727,123.89	664,203.80	166,349.95
--	--	--	--	--	--	--	--
--	--	--	--	--	--	--	--
<u>\$--</u>	<u>\$518,913.82</u>	<u>\$3,563,397.23</u>	<u>\$--</u>	<u>\$425,454.37</u>	<u>\$727,123.89</u>	<u>\$664,203.80</u>	<u>\$166,349.95</u>

<u>\$39,946.50</u>	<u>\$518,913.82</u>	<u>\$3,563,397.23</u>	<u>\$1,927,872.89</u>	<u>\$520,680.22</u>	<u>\$727,123.89</u>	<u>\$664,203.80</u>	<u>\$166,349.95</u>
--------------------	---------------------	-----------------------	-----------------------	---------------------	---------------------	---------------------	---------------------

STATE OF LOUISIANA
 BALANCE SHEET
 PARISH & MUNICIPALITIES FUNDS
 JUNE 30, 2015

	Rapides Parish Coliseum Fund	Rapides Parish Economic Development Fund	Red River Parish Visitor Enterprise Fund	Richland Parish Visitor Enterprise Fund	River Parishes Convention, Tourism & Visitors Bureau
ASSETS:					
CASH & CASH EQUIVALENTS	\$14,314.85	\$920,734.47	\$112,487.05	\$618,075.45	\$36,461.65
DUE FROM OTHER FUNDS	13,521.89	67,609.06	8,013.56	17,468.49	28,904.91
TOTAL ASSETS	\$27,836.74	\$988,343.53	\$120,500.61	\$635,543.94	\$65,366.56
LIABILITIES, DEFERRED INFLOWS OF RESOURCES, AND FUND BALANCES					
LIABILITIES:					
DUE TO OTHER FUNDS	\$27,836.74	\$--	\$--	\$6,250.00	\$49,327.73
AMOUNTS DUE TO COMPONENT UNITS	--	--	--	--	--
TOTAL LIABILITIES	\$27,836.74	\$--	\$--	\$6,250.00	\$49,327.73
FUND BALANCES:					
NONSPENDABLE	\$--	\$--	\$--	\$--	\$--
RESTRICTED	--	--	--	--	--
COMMITTED	--	988,343.53	120,500.61	629,293.94	16,038.83
ASSIGNED	--	--	--	--	--
UNASSIGNED	--	--	--	--	--
TOTAL FUND BALANCES	\$--	\$988,343.53	\$120,500.61	\$629,293.94	\$16,038.83
TOTAL LIABILITIES, DEFERRED INFLOWS OF RESOURCES, AND NET POSITION	\$27,836.74	\$988,343.53	\$120,500.61	\$635,543.94	\$65,366.56

Sabine Parish Tourism Development Fund	Shreveport- Bossier City Visitor Enterprise Fund	Shreveport Riverfront & Convention Center & Independence Stadium	St. Bernard Parish Visitor Enterprise Fund	St. Charles Parish Visitor Enterprise Fund	St. Francisville Economic Development Fund	St. James Parish Visitor Enterprise Fund	St. John the Baptist Convention Facility Fund
\$41,773.14	\$97,502.04	\$1,116,618.27	\$68,601.80	\$1,355,365.46	\$164,363.91	\$3,177.76	\$1,404,969.84
30,255.35	107,722.16	393,639.92	17,903.50	31,944.95	36,137.05	3,151.87	50,750.85
<u>\$72,028.49</u>	<u>\$205,224.20</u>	<u>\$1,510,258.19</u>	<u>\$86,505.30</u>	<u>\$1,387,310.41</u>	<u>\$200,500.96</u>	<u>\$6,329.63</u>	<u>\$1,455,720.69</u>
\$72,028.49	\$132,367.66	\$83,146.10	\$--	\$--	\$--	\$6,329.63	\$--
--	--	--	--	--	--	--	--
<u>\$72,028.49</u>	<u>\$132,367.66</u>	<u>\$83,146.10</u>	<u>\$--</u>	<u>\$--</u>	<u>\$--</u>	<u>\$6,329.63</u>	<u>\$--</u>
\$--	\$--	\$--	\$--	\$--	\$--	\$--	\$--
--	--	--	--	--	--	--	--
--	72,856.54	1,427,112.09	86,505.30	1,387,310.41	200,500.96	--	1,455,720.69
--	--	--	--	--	--	--	--
--	--	--	--	--	--	--	--
<u>\$--</u>	<u>\$72,856.54</u>	<u>\$1,427,112.09</u>	<u>\$86,505.30</u>	<u>\$1,387,310.41</u>	<u>\$200,500.96</u>	<u>\$--</u>	<u>\$1,455,720.69</u>
<u>\$72,028.49</u>	<u>\$205,224.20</u>	<u>\$1,510,258.19</u>	<u>\$86,505.30</u>	<u>\$1,387,310.41</u>	<u>\$200,500.96</u>	<u>\$6,329.63</u>	<u>\$1,455,720.69</u>

STATE OF LOUISIANA
 BALANCE SHEET
 PARISH & MUNICIPALITIES FUNDS
 JUNE 30, 2015

	St. Landry Parish Historical Development Fund	St. Martin Parish Visitor Enterprise Fund	St. Mary Parish Visitor Enterprise Fund	St. Tammany Parish Fund	Tangipahoa Parish Economic Development Fund
ASSETS:					
CASH & CASH EQUIVALENTS	\$245,590.52	\$75,209.78	\$519,707.38	\$564,657.49	\$555,671.47
DUE FROM OTHER FUNDS	71,158.15	38,757.67	109,197.06	350,089.89	35,866.31
TOTAL ASSETS	\$316,748.67	\$113,967.45	\$628,904.44	\$914,747.38	\$591,537.78
LIABILITIES, DEFERRED INFLOWS OF RESOURCES, AND FUND BALANCES					
LIABILITIES:					
DUE TO OTHER FUNDS	\$--	\$--	\$1,094.00	\$--	\$--
AMOUNTS DUE TO COMPONENT UNITS	--	--	--	--	--
TOTAL LIABILITIES	\$--	\$--	\$1,094.00	\$--	\$--
FUND BALANCES:					
NONSPENDABLE	\$--	\$--	\$--	\$--	\$--
RESTRICTED	--	--	--	--	--
COMMITTED	316,748.67	113,967.45	627,810.44	914,747.38	591,537.78
ASSIGNED	--	--	--	--	--
UNASSIGNED	--	--	--	--	--
TOTAL FUND BALANCES	\$316,748.67	\$113,967.45	\$627,810.44	\$914,747.38	\$591,537.78
TOTAL LIABILITIES, DEFERRED INFLOWS OF RESOURCES, AND NET POSITION	\$316,748.67	\$113,967.45	\$628,904.44	\$914,747.38	\$591,537.78

Tangipahoa Parish Tourist Commission Fund	Tensas Parish Visitor Enterprise Fund	Terrebonne Parish Visitor Enterprise Fund	Town of Grand Isle Tourist Commission Enterprise Account	Town of Homer Economic Development Fund	Union Parish Visitor Enterprise Fund	Vermillion Parish Visitor Enterprise Fund	Vernon Parish Legislative Community Improvement Fund
\$101,702.42	\$14,798.38	\$208,003.74	\$224,935.75	\$36,047.18	\$53,705.99	\$12,084.90	\$73,889.76
106,523.03	402.33	95,512.44	9,823.69	2,745.15	4,624.35	22,726.62	88,342.07
<u>\$208,225.45</u>	<u>\$15,200.71</u>	<u>\$303,516.18</u>	<u>\$234,759.44</u>	<u>\$38,792.33</u>	<u>\$58,330.34</u>	<u>\$34,811.52</u>	<u>\$162,231.83</u>
\$135,534.46	\$--	\$--	\$--	\$--	\$--	\$5,718.60	\$162,231.83
--	--	--	--	--	--	--	--
<u>\$135,534.46</u>	<u>\$--</u>	<u>\$--</u>	<u>\$--</u>	<u>\$--</u>	<u>\$--</u>	<u>\$5,718.60</u>	<u>\$162,231.83</u>
\$--	\$--	\$--	\$--	\$--	\$--	\$--	\$--
--	--	--	--	--	--	--	--
72,690.99	15,200.71	303,516.18	234,759.44	38,792.33	58,330.34	29,092.92	--
--	--	--	--	--	--	--	--
--	--	--	--	--	--	--	--
<u>\$72,690.99</u>	<u>\$15,200.71</u>	<u>\$303,516.18</u>	<u>\$234,759.44</u>	<u>\$38,792.33</u>	<u>\$58,330.34</u>	<u>\$29,092.92</u>	<u>\$--</u>
<u>\$208,225.45</u>	<u>\$15,200.71</u>	<u>\$303,516.18</u>	<u>\$234,759.44</u>	<u>\$38,792.33</u>	<u>\$58,330.34</u>	<u>\$34,811.52</u>	<u>\$162,231.83</u>

STATE OF LOUISIANA
BALANCE SHEET
PARISH & MUNICIPALITIES FUNDS
JUNE 30, 2015

	Vernon Parish Legislative Improvement Fund # 2	Washington Parish Economic Development & Tourism	Washington Parish Infrastructure & Park Fund	Washington Parish Tourist Commission Fund	Webster Parish Convention & Visitors Commission Fund
ASSETS:					
CASH & CASH EQUIVALENTS	\$14,817.47	\$3,991.46	\$--	\$11,854.62	\$30,466.48
DUE FROM OTHER FUNDS	13,251.31	3,321.60	--	9,865.15	31,090.23
TOTAL ASSETS	\$28,068.78	\$7,313.06	\$--	\$21,719.77	\$61,556.71
LIABILITIES, DEFERRED INFLOWS OF RESOURCES, AND FUND BALANCES					
LIABILITIES:					
DUE TO OTHER FUNDS	\$25,919.18	\$7,313.06	\$--	\$21,719.77	\$61,556.71
AMOUNTS DUE TO COMPONENT UNITS	--	--	--	--	--
TOTAL LIABILITIES	\$25,919.18	\$7,313.06	\$--	\$21,719.77	\$61,556.71
FUND BALANCES:					
NONSPENDABLE	\$--	\$--	\$--	\$--	\$--
RESTRICTED	--	--	--	--	--
COMMITTED	2,149.60	--	--	--	--
ASSIGNED	--	--	--	--	--
UNASSIGNED	--	--	--	--	--
TOTAL FUND BALANCES	\$2,149.60	\$--	\$--	\$--	\$--
TOTAL LIABILITIES, DEFERRED INFLOWS OF RESOURCES, AND NET POSITION	\$28,068.78	\$7,313.06	\$--	\$21,719.77	\$61,556.71

West Baton Rouge Parish Visitor Enterprise Fund	West Calcasieu Community Center Fund	West Carroll Parish Visitor Enterprise Fund	Winn Parish Tourism Fund	Total Parish & Municipalities Funds Before Eliminations	Intrafund Eliminations	Total Parish & Municipalities Funds After Eliminations
\$94,807.05	\$204,255.66	\$134,272.16	\$137,351.11	\$25,305,414.76	\$--	\$25,305,414.76
95,505.11	250,279.86	3,480.61	16,914.26	10,717,908.72	(326,872.53)	10,391,036.19
<u>\$190,312.16</u>	<u>\$454,535.52</u>	<u>\$137,752.77</u>	<u>\$154,265.37</u>	<u>\$36,023,323.48</u>	<u>\$(326,872.53)</u>	<u>\$35,696,450.95</u>
\$142,211.43	\$437,794.39	\$--	\$--	\$5,461,972.26	\$(326,872.53)	\$5,135,099.73
--	--	--	--	1,614,251.67	--	1,614,251.67
<u>\$142,211.43</u>	<u>\$437,794.39</u>	<u>\$--</u>	<u>\$--</u>	<u>\$7,076,223.93</u>	<u>\$(326,872.53)</u>	<u>\$6,749,351.40</u>
\$--	\$--	\$--	\$--	\$--	\$--	\$--
--	--	--	--	--	--	--
48,100.73	16,741.13	137,752.77	154,265.37	28,947,099.55	--	28,947,099.55
--	--	--	--	--	--	--
--	--	--	--	--	--	--
<u>\$48,100.73</u>	<u>\$16,741.13</u>	<u>\$137,752.77</u>	<u>\$154,265.37</u>	<u>\$28,947,099.55</u>	<u>\$--</u>	<u>\$28,947,099.55</u>
<u>\$190,312.16</u>	<u>\$454,535.52</u>	<u>\$137,752.77</u>	<u>\$154,265.37</u>	<u>\$36,023,323.48</u>	<u>\$(326,872.53)</u>	<u>\$35,696,450.95</u>

STATE OF LOUISIANA
 STATEMENT OF REVENUES, EXPENDITURES, AND CHANGES IN FUND BALANCES
 PARISH & MUNICIPALITIES FUNDS
 FOR THE YEAR ENDED JUNE 30, 2015

	Acadia Parish Visitor Enterprise Fund	Alexandria/Pineville Area Tourism Fund	Alexandria/Pineville Exhibition Hall Fund	Allen Parish Capital Improvements Fund	Ascension Parish Visitor Enterprise Fund
REVENUES:					
INTERGOVERNMENTAL REVENUES	\$--	\$--	\$--	\$--	\$--
OTHER	--	--	--	--	--
TOTAL REVENUES	\$--	\$--	\$--	\$--	\$--
EXPENDITURES:					
INTERGOVERNMENTAL:					
CULTURE, RECREATION & TOURISM	--	--	--	--	--
EDUCATION	--	--	--	--	--
TOTAL EXPENDITURES	\$--	\$--	\$--	\$--	\$--
EXCESS(DEFICIENCY) OF REVENUES OVER(UNDER) EXPENDITURES	--	--	--	--	--
OTHER FINANCING SOURCES(USES)					
TRANSFERS IN	\$91,329.72	\$232,458.88	\$263,762.71	\$236,612.42	\$1,006,456.40
TRANSFERS OUT	(91,329.72)	(250,000.00)	(249,205.00)	(221,552.00)	(880,000.00)
TOTAL OTHER FINANCING SOURCES/(USES)	\$--	\$(17,541.12)	\$14,557.71	\$15,060.42	\$126,456.40
NET CHANGE IN FUND BALANCES	--	(17,541.12)	14,557.71	15,060.42	126,456.40
FUND BALANCES AT BEGINNING OF YEAR AS RESTATED	\$--	\$139,649.05	\$742,636.61	\$--	\$1,545,746.73
FUND BALANCES AT END OF YEAR	\$--	\$122,107.93	\$757,194.32	\$15,060.42	\$1,672,203.13

Avoyelles Parish Enterprise Fund	Baker Economic Development Fund	Bastrop Municipal Center Fund	Beauregard Parish Community Improvements Fund	Bienville Parish Tourism & Economic Development Fund	Bossier City Civic Center Fund	Calcasieu Parish Higher Education Improvement Fund	Caldwell Parish Economic Development Fund
\$--	\$--	\$--	\$--	\$--	\$--	\$--	\$--
--	--	--	--	--	--	--	--
\$--	\$--	\$--	\$--	\$--	\$--	\$--	\$--
--	--	--	--	--	--	--	--
\$--	\$--	\$--	\$--	\$--	\$--	\$--	\$--
--	--	--	--	--	--	--	--
\$141,373.25 (130,000.00)	\$42,882.41 (42,882.41)	\$41,620.56 (37,746.00)	\$109,792.67 (129,733.00)	\$33,706.41 (30,000.00)	\$1,864,750.98 (1,754,015.00)	\$1,240,367.09 (1,098,183.00)	\$183.65 (70.00)
\$11,373.25	\$--	\$3,874.56	\$(19,940.33)	\$3,706.41	\$110,735.98	\$142,184.09	\$113.65
11,373.25	--	3,874.56	(19,940.33)	3,706.41	110,735.98	142,184.09	113.65
\$--	\$--	\$101,924.71	\$367,890.12	\$--	\$3,106,580.33	\$205,285.61	\$--
\$11,373.25	\$--	\$105,799.27	\$347,949.79	\$3,706.41	\$3,217,316.31	\$347,469.70	\$113.65

STATE OF LOUISIANA
STATEMENT OF REVENUES, EXPENDITURES, AND CHANGES IN FUND BALANCES
PARISH & MUNICIPALITIES FUNDS
FOR THE YEAR ENDED JUNE 30, 2015

	Cameron Parish Tourism Development Fund	Claiborne Parish Tourism & Economic Development Fund	Concordia Parish Economic Development Fund	Desoto Parish Visitor Enterprise Fund	East Baton Rouge Parish Community Improvement Fund
REVENUES:					
INTERGOVERNMENTAL REVENUES	\$--	\$--	\$--	\$--	\$--
OTHER	--	--	--	--	--
TOTAL REVENUES	\$--	\$--	\$--	\$--	\$--
EXPENDITURES:					
INTERGOVERNMENTAL:					
CULTURE, RECREATION & TOURISM	--	--	--	--	--
EDUCATION	--	--	--	--	--
TOTAL EXPENDITURES	\$--	\$--	\$--	\$--	\$--
EXCESS(DEFICIENCY) OF REVENUES OVER(UNDER) EXPENDITURES	--	--	--	--	--
OTHER FINANCING SOURCES(USES)					
TRANSFERS IN	\$17,981.80	\$432.78	\$89,453.63	\$122,685.76	\$2,661,624.17
TRANSFERS OUT	(17,981.80)	--	(89,453.63)	(200,000.00)	(2,661,624.17)
TOTAL OTHER FINANCING SOURCES/(USES)	\$--	\$432.78	\$--	\$(77,314.24)	\$--
NET CHANGE IN FUND BALANCES	--	432.78	--	(77,314.24)	--
FUND BALANCES AT BEGINNING OF YEAR AS RESTATED	\$--	\$1,126.33	\$--	\$737,850.54	\$--
FUND BALANCES AT END OF YEAR	\$--	\$1,559.11	\$--	\$660,536.30	\$--

East Baton Rouge Parish Enhancement Fund	East Baton Rouge Parish Riverside Centroplex Fund	East Carroll Parish Visitor Enterprise Fund	East Feliciana Tourist Commission Fund	Evangeline Visitor Enterprise Fund	Franklin Visitor Enterprise Fund	Grant Parish Economic Development Fund	Gretna Tourist Commission Enterprise Account
\$--	\$--	\$--	\$--	\$--	\$--	\$--	\$--
--	--	--	--	--	--	--	--
\$--	\$--	\$--	\$--	\$--	\$--	\$--	\$--
--	--	--	--	--	--	--	--
\$--	\$--	\$--	\$--	\$--	\$--	\$--	\$--
--	--	--	--	--	--	--	--
\$1,330,812.24 (1,500,000.00)	\$1,290,918.00 (1,500,000.00)	\$7,602.77 (7,602.77)	\$1,991.79 (3,000.00)	\$44,694.70 (50,000.00)	\$33,653.34 (37,002.00)	\$-- --	\$118,456.46 (118,456.46)
\$(169,187.76)	\$(209,082.00)	\$--	\$(1,008.21)	\$(5,305.30)	\$(3,348.66)	\$--	\$--
(169,187.76)	(209,082.00)	--	(1,008.21)	(5,305.30)	(3,348.66)	--	--
\$499,855.70	\$253,387.59	\$--	\$10,722.44	\$177,580.84	\$104,088.76	\$--	\$--
\$330,667.94	\$44,305.59	\$--	\$9,714.23	\$172,275.54	\$100,740.10	\$--	\$--

STATE OF LOUISIANA
STATEMENT OF REVENUES, EXPENDITURES, AND CHANGES IN FUND BALANCES
PARISH & MUNICIPALITIES FUNDS
FOR THE YEAR ENDED JUNE 30, 2015

	Houma/Terrebonne Tourist Fund	Iberia Parish Tourist Commission Fund	Iberville Parish Visitor Enterprise Fund	Jackson Parish Economic Development Fund	Jefferson Davis Parish Visitor Enterprise Fund
REVENUES:					
INTERGOVERNMENTAL REVENUES	\$--	\$--	\$--	\$--	\$--
OTHER	--	--	--	--	--
TOTAL REVENUES	\$--	\$--	\$--	\$--	\$--
EXPENDITURES:					
INTERGOVERNMENTAL:					
CULTURE, RECREATION & TOURISM	--	--	--	--	--
EDUCATION	--	--	--	--	--
TOTAL EXPENDITURES	\$--	\$--	\$--	\$--	\$--
EXCESS(DEFICIENCY) OF REVENUES OVER(UNDER) EXPENDITURES	--	--	--	--	--
OTHER FINANCING SOURCES(USES)					
TRANSFERS IN	\$606,658.76	\$454,805.57	\$123,036.98	\$23,243.01	\$162,104.66
TRANSFERS OUT	(1,350,000.00)	(470,800.00)	(110,000.00)	(5,500.00)	(150,000.00)
TOTAL OTHER FINANCING SOURCES/(USES)	\$(743,341.24)	\$(15,994.43)	\$13,036.98	\$17,743.01	\$12,104.66
NET CHANGE IN FUND BALANCES	(743,341.24)	(15,994.43)	13,036.98	17,743.01	12,104.66
FUND BALANCES AT BEGINNING OF YEAR AS RESTATED	\$1,058,258.40	\$250,041.26	\$67,090.86	\$176,212.11	\$--
FUND BALANCES AT END OF YEAR	\$314,917.16	\$234,046.83	\$80,127.84	\$193,955.12	\$12,104.66

Jefferson Parish Convention Center Fund	Lafayette Parish Visitor Enterprise Fund	Lafourche Parish Architecture & Development Fund	Lafourche Parish Visitor Enterprise Fund	Lake Charles Civic Center Fund	LaSalle Economic Development Fund	Lincoln Parish Municipalities Fund	Lincoln Parish Visitor Enterprise Fund
\$--	\$--	\$--	\$--	\$--	\$--	\$--	\$--
--	--	--	--	--	--	--	--
\$--	\$--	\$--	\$--	\$--	\$--	\$--	\$--
--	--	--	--	--	--	--	--
\$--	\$--	\$--	\$--	\$--	\$--	\$--	\$--
--	--	--	--	--	--	--	--
\$3,222,086.01 (2,950,000.00)	\$3,252,068.24 (3,100,000.00)	\$351,855.47 (400,000.00)	\$357,213.69 (269,564.00)	\$1,167,934.55 (5,390,000.00)	\$22,314.06 (30,000.00)	\$276,265.10 (230,000.00)	\$280,472.18 (280,472.18)
\$272,086.01	\$152,068.24	\$(48,144.53)	\$87,649.69	\$(4,222,065.45)	\$(7,685.94)	\$46,265.10	\$--
272,086.01	152,068.24	(48,144.53)	87,649.69	(4,222,065.45)	(7,685.94)	46,265.10	--
\$42,014.23	\$193,063.54	\$1,382,546.76	\$1,136,850.48	\$4,479,960.22	\$8,094.32	\$6,088.49	\$--
\$314,100.24	\$345,131.78	\$1,334,402.23	\$1,224,500.17	\$257,894.77	\$408.38	\$52,353.59	\$--

STATE OF LOUISIANA
STATEMENT OF REVENUES, EXPENDITURES, AND CHANGES IN FUND BALANCES
PARISH & MUNICIPALITIES FUNDS
FOR THE YEAR ENDED JUNE 30, 2015

	Livingston Parish Tourism & Economic Development Fund	Madison Parish Visitor Enterprise Fund	Ernest N. Morial Convention Center Phase IV Expansion Project Fund	Morehouse Parish Visitor Enterprise Fund	Natchitoches Historical District Development Fund
REVENUES:					
INTERGOVERNMENTAL REVENUES	\$--	\$--	\$--	\$--	\$--
OTHER	--	--	--	--	--
TOTAL REVENUES	\$--	\$--	\$--	\$--	\$--
EXPENDITURES:					
INTERGOVERNMENTAL:					
CULTURE, RECREATION & TOURISM	--	--	--	--	--
EDUCATION	--	--	--	--	--
TOTAL EXPENDITURES	\$--	\$--	\$--	\$--	\$--
EXCESS(DEFICIENCY) OF REVENUES OVER(UNDER) EXPENDITURES	--	--	--	--	--
OTHER FINANCING SOURCES(USES)					
TRANSFERS IN	\$332,362.46	\$35,109.73	\$2,000,000.00	\$42,254.45	\$328,543.09
TRANSFERS OUT	(350,000.00)	(45,823.85)	(2,000,000.00)	(42,410.30)	(360,000.00)
TOTAL OTHER FINANCING SOURCES/(USES)	\$(17,637.54)	\$(10,714.12)	\$--	\$(155.85)	\$(31,456.91)
NET CHANGE IN FUND BALANCES	(17,637.54)	(10,714.12)	--	(155.85)	(31,456.91)
FUND BALANCES AT BEGINNING OF YEAR AS RESTATED	\$250,826.42	\$15,969.33	\$--	\$155.85	\$330,246.42
FUND BALANCES AT END OF YEAR	\$233,188.88	\$5,255.21	\$--	\$--	\$298,789.51

Natchitoches Parish Visitor Enterprise Fund	New Orleans Area Tourism & Economic Development	New Orleans Metropolitan Convention & Visitors Bureau	New Orleans Sports Franchise Fund	Ouachita Parish Visitor Enterprise Fund	Pineville Economic Development Fund	Plaquemines Parish Visitor Enterprise Fund	Pointe Coupee Parish Visitor Enterprise Fund
\$--	\$--	\$--	\$--	\$--	\$--	\$--	\$--
--	--	--	--	--	--	--	--
\$--	\$--	\$--	\$--	\$--	\$--	\$--	\$--
--	--	--	8,700,000.00	--	--	--	--
--	--	--	--	--	--	--	--
\$--	\$--	\$--	\$8,700,000.00	\$--	\$--	\$--	\$--
--	--	--	(8,700,000.00)	--	--	--	--
\$110,620.56 (110,620.56)	\$362,493.02 --	\$10,683,830.48 (9,000,000.00)	\$9,013,621.22 (706,081.57)	\$1,588,911.19 (2,000,000.00)	\$232,458.88 (219,984.00)	\$271,357.51 (258,444.00)	\$45,892.46 (26,024.00)
\$--	\$362,493.02	\$1,683,830.48	\$8,307,539.65	\$(411,088.81)	\$12,474.88	\$12,913.51	\$19,868.46
--	362,493.02	1,683,830.48	(392,460.35)	(411,088.81)	12,474.88	12,913.51	19,868.46
\$--	\$156,420.80	\$1,879,566.75	\$392,460.35	\$836,543.18	\$714,649.01	\$651,290.29	\$146,481.49
\$--	\$518,913.82	\$3,563,397.23	\$--	\$425,454.37	\$727,123.89	\$664,203.80	\$166,349.95

STATE OF LOUISIANA
STATEMENT OF REVENUES, EXPENDITURES, AND CHANGES IN FUND BALANCES
PARISH & MUNICIPALITIES FUNDS
FOR THE YEAR ENDED JUNE 30, 2015

	Rapides Parish Coliseum Fund	Rapides Parish Economic Development Fund	Red River Parish Visitor Enterprise Fund	Richland Parish Visitor Enterprise Fund	River Parishes Convention, Tourism & Visitors Bureau
REVENUES:					
INTERGOVERNMENTAL REVENUES	\$--	\$--	\$--	\$--	\$--
OTHER	--	--	--	--	--
TOTAL REVENUES	\$--	\$--	\$--	\$--	\$--
EXPENDITURES:					
INTERGOVERNMENTAL:					
CULTURE, RECREATION & TOURISM	--	--	--	--	--
EDUCATION	--	--	--	--	--
TOTAL EXPENDITURES	\$--	\$--	\$--	\$--	\$--
EXCESS(DEFICIENCY) OF REVENUES OVER(UNDER) EXPENDITURES	--	--	--	--	--
OTHER FINANCING SOURCES(USES)					
TRANSFERS IN	\$77,486.26	\$387,431.46	\$33,318.72	\$111,275.71	\$196,510.27
TRANSFERS OUT	(78,453.67)	(266,641.00)	(102,205.00)	(41,250.00)	(210,000.00)
TOTAL OTHER FINANCING SOURCES/(USES)	\$(967.41)	\$120,790.46	\$(68,886.28)	\$70,025.71	\$(13,489.73)
NET CHANGE IN FUND BALANCES	(967.41)	120,790.46	(68,886.28)	70,025.71	(13,489.73)
FUND BALANCES AT BEGINNING OF YEAR AS RESTATED	\$967.41	\$867,553.07	\$189,386.89	\$559,268.23	\$29,528.56
FUND BALANCES AT END OF YEAR	\$--	\$988,343.53	\$120,500.61	\$629,293.94	\$16,038.83

Sabine Parish Tourism Development Fund	Shreveport- Bossier City Visitor Enterprise Fund	Shreveport Riverfront & Convention Center & Independence Stadium	St. Bernard Parish Visitor Enterprise Fund	St. Charles Parish Visitor Enterprise Fund	St. Francisville Economic Development Fund	St. James Parish Visitor Enterprise Fund	St. John the Baptist Convention Facility Fund
\$--	\$--	\$--	\$--	\$--	\$--	\$--	\$--
--	--	--	--	--	--	--	--
\$--	\$--	\$--	\$--	\$--	\$--	\$--	\$--
--	--	--	--	--	--	--	--
\$--	\$--	\$--	\$--	\$--	\$--	\$--	\$--
--	--	--	--	--	--	--	--
\$169,074.77 (169,074.77)	\$570,803.33 (650,000.00)	\$2,096,623.82 (2,329,288.81)	\$121,873.79 (140,000.00)	\$253,673.35 (198,775.00)	\$181,510.65 (190,000.00)	\$15,213.60 (123,383.13)	\$314,748.70 (317,762.00)
\$--	\$(79,196.67)	\$(232,664.99)	\$(18,126.21)	\$54,898.35	\$(8,489.35)	\$(108,169.53)	\$(3,013.30)
--	(79,196.67)	(232,664.99)	(18,126.21)	54,898.35	(8,489.35)	(108,169.53)	(3,013.30)
\$--	\$152,053.21	\$1,659,777.08	\$104,631.51	\$1,332,412.06	\$208,990.31	\$108,169.53	\$1,458,733.99
\$--	\$72,856.54	\$1,427,112.09	\$86,505.30	\$1,387,310.41	\$200,500.96	\$--	\$1,455,720.69

STATE OF LOUISIANA
STATEMENT OF REVENUES, EXPENDITURES, AND CHANGES IN FUND BALANCES
PARISH & MUNICIPALITIES FUNDS
FOR THE YEAR ENDED JUNE 30, 2015

	St. Landry Parish Historical Development Fund	St. Martin Parish Visitor Enterprise Fund	St. Mary Parish Visitor Enterprise Fund	St. Tammany Parish Fund	Tangipahoa Parish Economic Development Fund
REVENUES:					
INTERGOVERNMENTAL REVENUES	\$--	\$--	\$--	\$--	\$--
OTHER	--	--	--	--	--
TOTAL REVENUES	\$--	\$--	\$--	\$--	\$--
EXPENDITURES:					
INTERGOVERNMENTAL:					
CULTURE, RECREATION & TOURISM	--	--	--	--	--
EDUCATION	--	--	--	--	--
TOTAL EXPENDITURES	\$--	\$--	\$--	\$--	\$--
EXCESS(DEFICIENCY) OF REVENUES OVER(UNDER) EXPENDITURES	--	--	--	--	--
OTHER FINANCING SOURCES(USES)					
TRANSFERS IN	\$369,034.15	\$181,462.08	\$640,677.55	\$1,886,686.41	\$194,534.70
TRANSFERS OUT	(400,000.00)	(180,000.00)	(738,611.70)	(1,900,000.00)	(180,000.00)
TOTAL OTHER FINANCING SOURCES/(USES)	\$(30,965.85)	\$1,462.08	\$(97,934.15)	\$(13,313.59)	\$14,534.70
NET CHANGE IN FUND BALANCES	(30,965.85)	1,462.08	(97,934.15)	(13,313.59)	14,534.70
FUND BALANCES AT BEGINNING OF YEAR AS RESTATED	\$347,714.52	\$112,505.37	\$725,744.59	\$928,060.97	\$577,003.08
FUND BALANCES AT END OF YEAR	\$316,748.67	\$113,967.45	\$627,810.44	\$914,747.38	\$591,537.78

Tangipahoa Parish Tourist Commission Fund	Tensas Parish Visitor Enterprise Fund	Terrebonne Parish Visitor Enterprise Fund	Town of Grand Isle Tourist Commission Enterprise	Town of Homer Economic Development Fund	Union Parish Visitor Enterprise Fund	Vermillion Parish Visitor Enterprise Fund	Vernon Parish Legislative Community Improvement Fund
\$--	\$--	\$--	\$--	\$--	\$--	\$--	\$--
--	--	--	--	--	--	--	--
\$--	\$--	\$--	\$--	\$--	\$--	\$--	\$--
--	--	--	--	--	--	--	--
\$--	\$--	\$--	\$--	\$--	\$--	\$--	\$--
--	--	--	--	--	--	--	--
\$577,767.99 (505,077.00)	\$1,782.38 --	\$597,558.82 (1,273,725.00)	\$27,285.64 (52,499.00)	\$18,965.96 (17,810.00)	\$27,691.35 (27,043.00)	\$130,848.12 (126,697.94)	\$480,997.32 (480,997.32)
\$72,690.99	\$1,782.38	\$(676,166.18)	\$(25,213.36)	\$1,155.96	\$648.35	\$4,150.18	\$--
72,690.99	1,782.38	(676,166.18)	(25,213.36)	1,155.96	648.35	4,150.18	--
\$--	\$13,418.33	\$979,682.36	\$259,972.80	\$37,636.37	\$57,681.99	\$24,942.74	\$--
\$72,690.99	\$15,200.71	\$303,516.18	\$234,759.44	\$38,792.33	\$58,330.34	\$29,092.92	\$--

STATE OF LOUISIANA
STATEMENT OF REVENUES, EXPENDITURES, AND CHANGES IN FUND BALANCES
PARISH & MUNICIPALITIES FUNDS
FOR THE YEAR ENDED JUNE 30, 2015

	Vernon Parish Legislative Improvement Fund # 2	Washington Parish Economic Development & Tourism	Washington Parish Infrastructure & Park Fund	Washington Parish Tourist Commission Fund	Webster Parish Convention & Visitors Commission Fund
REVENUES:					
INTERGOVERNMENTAL REVENUES	\$--	\$--	\$--	\$--	\$--
OTHER	--	--	--	--	--
TOTAL REVENUES	\$--	\$--	\$--	\$--	\$--
EXPENDITURES:					
INTERGOVERNMENTAL:					
CULTURE, RECREATION & TOURISM	--	--	--	--	--
EDUCATION	--	--	--	--	--
TOTAL EXPENDITURES	\$--	\$--	\$--	\$--	\$--
EXCESS(DEFICIENCY) OF REVENUES OVER(UNDER) EXPENDITURES	--	--	--	--	--
OTHER FINANCING SOURCES(USES)					
TRANSFERS IN	\$72,149.60	\$15,706.60	\$50,000.00	\$46,648.44	\$175,904.87
TRANSFERS OUT	(70,000.00)	(15,706.60)	(50,000.00)	(46,648.44)	(175,904.87)
TOTAL OTHER FINANCING SOURCES/(USES)	\$2,149.60	\$--	\$--	\$--	\$--
NET CHANGE IN FUND BALANCES	2,149.60	--	--	--	--
FUND BALANCES AT BEGINNING OF YEAR AS RESTATED	\$--	\$--	\$--	\$--	\$--
FUND BALANCES AT END OF YEAR	\$2,149.60	\$--	\$--	\$--	\$--

West Baton Rouge Parish Visitor Enterprise Fund	West Calcasieu Community Center Fund	West Carroll Parish Visitor Enterprise Fund	Winn Parish Tourism Fund	Total Parish & Municipalities Funds Before Eliminations	Intrafund Eliminations	Total Parish & Municipalities Funds After Eliminations
\$--	\$--	\$--	\$--	\$--	\$--	\$--
--	--	--	--	--	--	--
\$--	\$--	\$--	\$--	\$--	\$--	\$--
--	--	--	--	8,700,000.00	--	8,700,000.00
--	--	--	--	823,688.00	--	823,688.00
\$--	\$--	\$--	\$--	\$9,523,688.00	\$--	\$9,523,688.00
--	--	--	--	(9,523,688.00)	--	(9,523,688.00)
\$534,777.67 (557,752.00)	\$1,216,741.13 (1,200,000.00)	\$17,441.91 --	\$68,496.27 (37,000.00)	\$58,235,821.31 (52,984,179.67)	\$(434,515.62) 434,515.62	\$57,801,305.69 (52,549,664.05)
\$(22,974.33)	\$16,741.13	\$17,441.91	\$31,496.27	\$5,251,641.64	\$--	\$5,251,641.64
(22,974.33)	16,741.13	17,441.91	31,496.27	(4,272,046.36)	--	(4,272,046.36)
\$71,075.06	\$--	\$120,310.86	\$122,769.10	\$33,219,145.91	\$--	\$33,219,145.91
\$48,100.73	\$16,741.13	\$137,752.77	\$154,265.37	\$28,947,099.55	\$--	\$28,947,099.55

STATE OF LOUISIANA
 COMBINING STATEMENT OF NET POSITION
 ENTERPRISE BOARDS AND COMMISSIONS
 FOR THE YEAR ENDED JUNE 30, 2015

	ADDICTIVE DISORDER REGULATORY AUTHORITY	BARBERS EXAMINERS BOARD	BOARD OF EXAMINERS OF CERTIFIED SHORTHAND REPORTER	BOARD OF EXAMINERS OF NURSING FACILITIES ADMINISTRATORS	DAIRY INDUSTRY PROMOTION BOARD
ASSETS					
CURRENT ASSETS:					
CASH & CASH EQUIVALENTS	\$17,879.00	\$440,756.00	\$242,195.00	\$212,711.00	\$159,755.00
INVESTMENTS	--	92,140.00	--	--	--
RECEIVABLES (NET)	--	--	--	9,680.00	1,160.00
DUE FROM OTHER FUNDS	--	--	--	--	--
INVENTORIES	--	--	--	--	--
PREPAYMENTS	--	--	--	--	--
OTHER CURRENT ASSETS	--	950.00	--	--	--
TOTAL CURRENT ASSETS	\$17,879.00	\$533,846.00	\$242,195.00	\$222,391.00	\$160,915.00
NON-CURRENT ASSETS:					
RESTRICTED ASSETS					
CASH	\$--	\$--	\$--	\$--	\$--
RECEIVABLES	--	--	--	--	--
INVESTMENTS	144,278.00	--	--	--	--
CAPITAL ASSETS (NOTE 5)					
LAND	--	--	--	27,300.00	--
BUILDING & IMPROVEMENTS (NET)	--	--	--	113,961.00	--
MACHINERY & EQUIPMENT (NET)	528.00	--	2,089.00	100.00	--
INTANGIBLE ASSETS (NET)	--	--	--	--	--
CONSTRUCTION IN PROGRESS	--	--	--	--	--
TOTAL NON-CURRENT ASSETS	\$144,806.00	\$--	\$2,089.00	\$141,361.00	\$--
TOTAL ASSETS	\$162,685.00	\$533,846.00	\$244,284.00	\$363,752.00	\$160,915.00
DEFERRED OUTFLOW OF RESOURCES					
PENSION-RELATED DEFERRED OUTFLOWS OF RESOURCES	\$--	\$--	\$26,153.00	\$148,874.00	\$--
TOTAL DEFERRED OUTFLOWS OF RESOURCES	\$--	\$--	\$26,153.00	\$148,874.00	\$--
LIABILITIES					
CURRENT LIABILITIES:					
ACCOUNTS PAYABLE	\$1,619.00	\$17,727.00	\$--	\$16,296.00	\$56,446.00
AMOUNTS HELD IN CUSTODY FOR OTHERS	--	--	--	--	--
UNEARNED REVENUES	--	63,420.00	--	203,045.00	--
OTHER CURRENT LIABILITIES	--	--	1,786.00	--	--
CURRENT PORTION OF LONG-TERM LIABILITIES:					
COMPENSATED ABSENCES PAYABLE	--	--	--	--	--
NOTES PAYABLE	--	--	--	--	--
TOTAL CURRENT LIABILITIES	\$1,619.00	\$81,147.00	\$1,786.00	\$219,341.00	\$56,446.00
NONCURRENT LIABILITIES:					
NONCURRENT PORTION OF LONG-TERM LIABILITIES:					
COMPENSATED ABSENCES PAYABLE	\$--	\$25,210.00	\$--	\$22,978.00	\$--
NET OPEB OBLIGATION	--	296,901.00	95,700.00	376,400.00	--
NET PENSION LIABILITY	--	--	137,876.00	661,994.00	--
TOTAL NON-CURRENT LIABILITIES	\$--	\$322,111.00	\$233,576.00	\$1,061,372.00	\$--
TOTAL LIABILITIES	\$1,619.00	\$403,258.00	\$235,362.00	\$1,280,713.00	\$56,446.00
DEFERRED INFLOWS OF RESOURCES					
GRANTS RECEIVED PRIOR TO MEETING TIME REQUIREMENTS	\$--	\$--	\$--	\$--	\$--
PENSION-RELATED DEFERRED INFLOWS OF RESOURCES	\$--	\$--	\$20,588.00	\$96,235.00	\$--
TOTAL DEFERRED INFLOWS OF RESOURCES	\$--	\$--	\$20,588.00	\$96,235.00	\$--
NET POSITION					
NET INVESTMENT IN CAPITAL ASSETS	\$528.00	\$--	\$2,089.00	\$141,361.00	\$--
RESTRICTED FOR OTHER PURPOSES	--	--	--	--	--
UNRESTRICTED	160,538.00	130,588.00	12,398.00	(1,005,683.00)	104,469.00
TOTAL NET POSITION	\$161,066.00	\$130,588.00	\$14,487.00	\$(864,322.00)	\$104,469.00

LOUISIANA ANIMAL WELFARE COMMISSION	LOUISIANA BEHAVIOR ANALYST BOARD	LOUISIANA AUCTIONEERS LICENSING BOARD	LOUISIANA BOARD OF ARCHITECTURAL EXAMINERS	CHIROPRACTIC EXAMINERS BOARD	LOUISIANA BOARD OF EXAMINERS IN DIETETICS AND NUTRITION	LOUISIANA BOARD OF EXAMINERS FOR SPEECH-LANGUAGE PATHOLOGY & AUDIOLOGY	LOUISIANA BOARD OF MASSAGE THERAPY
\$73,813.00	\$37,650.00	\$243,994.00	\$632,326.00	\$104,837.00	\$205,049.00	\$769,112.00	\$668,475.00
--	--	--	290,840.00	172,614.00	--	--	--
--	--	--	--	--	--	5,137.00	--
--	--	--	--	--	--	--	--
--	--	--	6,500.00	--	--	--	--
--	--	--	--	--	478.00	1,433.00	--
\$73,813.00	\$37,650.00	\$243,994.00	\$929,666.00	\$277,451.00	\$205,527.00	\$775,682.00	\$668,475.00
\$--	\$--	\$--	\$--	\$--	\$--	\$--	\$--
--	--	--	--	--	--	--	--
--	--	--	--	--	--	--	--
--	--	--	--	--	--	--	--
--	--	--	8,528.00	2,367.00	--	--	2,384.00
--	--	--	--	--	--	--	--
--	--	--	--	--	--	--	--
\$--	\$--	\$--	\$8,528.00	\$2,367.00	\$--	\$--	\$2,384.00
\$73,813.00	\$37,650.00	\$243,994.00	\$938,194.00	\$279,818.00	\$205,527.00	\$775,682.00	\$670,859.00
\$--	\$--	\$--	\$110,798.00	\$61,903.00	\$--	\$36,864.00	\$94,009.00
\$--	\$--	\$--	\$110,798.00	\$61,903.00	\$--	\$36,864.00	\$94,009.00
\$--	\$--	\$2,417.00	\$14,121.00	\$6,228.00	\$7,117.00	\$7,992.00	\$18,228.00
--	--	--	--	--	--	--	--
--	--	--	31,250.00	--	71,169.00	214,118.00	--
--	--	--	--	--	--	--	--
--	--	--	--	--	--	--	--
\$--	\$--	\$2,417.00	\$45,371.00	\$6,228.00	\$78,286.00	\$222,110.00	\$18,228.00
\$--	\$--	\$3,134.00	\$18,426.00	\$30,835.00	\$302.00	\$4,579.00	\$16,266.00
--	--	--	125,088.00	168,394.00	5,700.00	117,127.00	92,608.00
--	--	--	553,194.00	269,812.00	--	254,180.00	529,495.00
\$--	\$--	\$3,134.00	\$696,708.00	\$469,041.00	\$6,002.00	\$375,886.00	\$638,369.00
\$--	\$--	\$5,551.00	\$742,079.00	\$475,269.00	\$84,288.00	\$597,996.00	\$656,597.00
\$--	\$--	\$--	\$--	\$--	\$--	\$--	\$--
\$--	\$--	\$--	\$82,120.00	\$40,049.00	\$--	\$243,326.00	\$78,597.00
\$--	\$--	\$--	\$82,120.00	\$40,049.00	\$--	\$243,326.00	\$78,597.00
\$--	\$--	\$--	\$8,528.00	\$2,367.00	\$--	\$--	\$2,384.00
--	--	--	--	--	--	--	--
73,813.00	37,650.00	238,443.00	216,265.00	(175,964.00)	121,239.00	(28,776.00)	27,290.00
\$73,813.00	\$37,650.00	\$238,443.00	\$224,793.00	\$(173,597.00)	\$121,239.00	\$(28,776.00)	\$29,674.00

STATE OF LOUISIANA
 COMBINING STATEMENT OF NET POSITION
 ENTERPRISE BOARDS AND COMMISSIONS
 FOR THE YEAR ENDED JUNE 30, 2015

	LOUISIANA BOARD OF PHARMACY	LOUISIANA BOARD OF PROFESSIONAL GEOSCIENTIST	LOUISIANA CEMETERY BOARD	CRAWFISH PROMOTION AND RESEARCH BOARD	LICENSED PROFESSIONAL COUNSELORS BOARD OF EXAMINERS
ASSETS					
CURRENT ASSETS:					
CASH & CASH EQUIVALENTS	\$1,174,218.00	\$216,648.00	\$163,041.00	\$457,400.00	\$437,132.00
INVESTMENTS	1,198,244.00	--	89,391.00	--	100,737.00
RECEIVABLES (NET)	--	--	--	--	89,671.00
DUE FROM OTHER FUNDS	32,706.28	--	--	--	--
INVENTORIES	--	--	--	--	--
PREPAYMENTS	3,000.00	314.00	1,290.00	--	70.00
OTHER CURRENT ASSETS	--	--	--	--	--
TOTAL CURRENT ASSETS	\$2,408,168.28	\$216,962.00	\$253,722.00	\$457,400.00	\$627,610.00
NON-CURRENT ASSETS:					
RESTRICTED ASSETS					
CASH	\$--	\$--	\$--	\$--	\$--
RECEIVABLES	--	--	--	--	--
INVESTMENTS	1,767,607.00	--	--	--	--
CAPITAL ASSETS (NOTE 5)					
LAND	1,004,940.00	--	--	--	--
BUILDING & IMPROVEMENTS (NET)	947,839.00	--	--	--	--
MACHINERY & EQUIPMENT (NET)	102,005.00	--	1,007.00	--	4,924.00
INTANGIBLE ASSETS (NET)	24,536.00	--	--	--	--
CONSTRUCTION IN PROGRESS	--	--	--	--	--
TOTAL NON-CURRENT ASSETS	\$3,846,927.00	\$--	\$1,007.00	\$--	\$4,924.00
TOTAL ASSETS	\$6,255,095.28	\$216,962.00	\$254,729.00	\$457,400.00	\$632,534.00
DEFERRED OUTFLOW OF RESOURCES					
PENSION-RELATED DEFERRED OUTFLOWS OF RESOURCES	\$644,896.00	\$--	\$--	\$--	\$80,840.00
TOTAL DEFERRED OUTFLOWS OF RESOURCES	\$644,896.00	\$--	\$--	\$--	\$80,840.00
LIABILITIES					
CURRENT LIABILITIES:					
ACCOUNTS PAYABLE	\$120,725.28	\$5,192.00	\$429.00	\$--	\$17,252.00
AMOUNTS HELD IN CUSTODY FOR OTHERS	--	--	--	--	--
UNEARNED REVENUES	--	--	--	--	--
OTHER CURRENT LIABILITIES	2,469.00	--	--	--	--
CURRENT PORTION OF LONG-TERM LIABILITIES:					
COMPENSATED ABSENCES PAYABLE	64,373.00	--	--	--	22,443.00
NOTES PAYABLE	474,134.00	--	--	--	--
TOTAL CURRENT LIABILITIES	\$661,701.28	\$5,192.00	\$429.00	\$--	\$39,695.00
NONCURRENT LIABILITIES:					
NONCURRENT PORTION OF LONG-TERM LIABILITIES:					
COMPENSATED ABSENCES PAYABLE	\$53,962.00	\$1,731.00	\$17,229.00	\$--	\$--
NET OPEB OBLIGATION	1,096,000.00	--	195,535.00	--	95,500.00
NET PENSION LIABILITY	4,117,091.00	--	--	--	368,233.00
TOTAL NON-CURRENT LIABILITIES	\$5,267,053.00	\$1,731.00	\$212,764.00	\$--	\$463,733.00
TOTAL LIABILITIES	\$5,928,754.28	\$6,923.00	\$213,193.00	\$--	\$503,428.00
DEFERRED INFLOWS OF RESOURCES					
GRANTS RECEIVED PRIOR TO MEETING TIME REQUIREMENTS	\$--	\$--	\$--	\$--	\$--
PENSION-RELATED DEFERRED INFLOWS OF RESOURCES	\$609,718.00	\$--	\$--	\$--	\$54,975.00
TOTAL DEFERRED INFLOWS OF RESOURCES	\$609,718.00	\$--	\$--	\$--	\$54,975.00
NET POSITION					
NET INVESTMENT IN CAPITAL ASSETS	\$1,605,186.00	\$--	\$1,007.00	\$--	\$--
RESTRICTED FOR OTHER PURPOSES	--	--	--	--	--
UNRESTRICTED	(1,243,667.00)	210,039.00	40,529.00	457,400.00	154,971.00
TOTAL NET POSITION	\$361,519.00	\$210,039.00	\$41,536.00	\$457,400.00	\$154,971.00

LOUISIANA LICENSED PROFESSIONAL VOCATIONAL REHABILITATION COUNSELORS BOARD	LOUISIANA PROFESSIONAL ENGINEERING & LAND SURVEYING BOARD	LOUISIANA REAL ESTATE APPRAISERS STATE BOARD OF CERTIFICATION	LOUISIANA REAL ESTATE COMMISSION	LOUISIANA RICE PROMOTION BOARD	LOUISIANA RICE RESEARCH BOARD	LOUISIANA SOYBEAN AND GRAIN RESEARCH AND PROMOTION BOARD	LOUISIANA STATE BOARD OF DENTISTRY
\$46,736.00	\$332,382.00	\$488,095.00	\$2,596,480.00	\$36,750.00	\$5,553,846.00	\$4,214,708.00	\$1,654,880.00
--	1,494,623.00	--	--	--	--	--	--
--	2,681.00	--	26,601.00	55,889.00	--	19,928.00	--
--	--	--	--	--	--	--	2,064.08
--	--	--	--	--	--	--	--
--	6,869.00	--	--	--	--	--	64.00
--	--	--	--	--	--	--	--
\$46,736.00	\$1,836,555.00	\$488,095.00	\$2,623,081.00	\$92,639.00	\$5,553,846.00	\$4,234,636.00	\$1,657,008.08
\$--	\$--	\$--	\$--	\$--	\$--	\$--	\$--
--	--	--	--	--	94,695.00	--	--
--	--	--	--	--	--	--	--
--	--	--	198,460.00	--	--	--	--
--	--	--	2,729,918.00	--	--	--	--
--	--	--	--	--	--	--	10,266.00
--	--	--	73,055.00	--	--	--	1,266.00
--	--	--	--	--	--	--	--
\$--	\$--	\$--	\$3,001,433.00	\$--	\$94,695.00	\$--	\$11,532.00
\$46,736.00	\$1,836,555.00	\$488,095.00	\$5,624,514.00	\$92,639.00	\$5,648,541.00	\$4,234,636.00	\$1,668,540.08
\$--	\$196,766.00	\$--	\$423,698.00	\$--	\$--	\$--	\$224,432.00
\$--	\$196,766.00	\$--	\$423,698.00	\$--	\$--	\$--	\$224,432.00
\$2,025.00	\$40,226.00	\$33,488.00	\$271,782.00	\$52,000.00	\$--	\$1,057,237.00	\$13,097.08
--	10,375.00	--	--	--	--	--	--
--	--	--	--	--	--	--	876,991.00
--	--	--	--	--	--	--	71,400.00
--	--	3,558.00	31,060.00	--	--	--	11,050.00
--	--	--	123,763.00	--	--	--	--
\$2,025.00	\$50,601.00	\$37,046.00	\$426,605.00	\$52,000.00	\$--	\$1,057,237.00	\$972,538.08
\$--	\$48,131.00	\$2,649.00	\$22,499.00	\$--	\$--	\$--	\$26,547.00
--	647,462.00	--	1,277,900.00	--	--	--	411,190.00
--	1,686,405.00	--	2,962,495.00	--	--	--	1,210,372.00
\$--	\$2,381,998.00	\$2,649.00	\$4,262,894.00	\$--	\$--	\$--	\$1,648,109.00
\$2,025.00	\$2,432,599.00	\$39,695.00	\$4,689,499.00	\$52,000.00	\$--	\$1,057,237.00	\$2,620,647.08
\$--	\$--	\$--	\$--	\$--	\$--	\$--	\$--
\$--	\$256,588.00	\$--	\$431,030.00	\$--	\$--	\$--	\$182,046.00
\$--	\$256,588.00	\$--	\$431,030.00	\$--	\$--	\$--	\$182,046.00
\$--	\$--	\$--	\$2,877,670.00	\$--	\$--	\$--	\$11,532.00
--	400,000.00	--	400,000.00	--	--	--	--
44,711.00	(1,055,866.00)	448,400.00	(2,349,987.00)	40,639.00	5,648,541.00	3,177,399.00	(921,253.00)
\$44,711.00	\$(655,866.00)	\$448,400.00	\$927,683.00	\$40,639.00	\$5,648,541.00	\$3,177,399.00	\$(909,721.00)

STATE OF LOUISIANA
 COMBINING STATEMENT OF NET POSITION
 ENTERPRISE BOARDS AND COMMISSIONS
 FOR THE YEAR ENDED JUNE 30, 2015

	LOUISIANA STATE BOARD OF ELECTROLYSIS EXAMINERS	LOUISIANA STATE BOARD OF EMBALMERS AND FUNERAL DIRECTORS	LOUISIANA STATE BOARD OF EXAMINERS FOR SANITARIANS	LOUISIANA STATE BOARD FOR HEARING AID DEALERS	LOUISIANA BOARD OF INTERIOR DESIGNERS
ASSETS					
CURRENT ASSETS:					
CASH & CASH EQUIVALENTS	\$20,278.00	\$230,553.00	\$21,514.00	\$11,965.00	\$129,436.00
INVESTMENTS	--	400,510.00	--	--	--
RECEIVABLES (NET)	--	500.00	--	--	--
DUE FROM OTHER FUNDS	--	844,795.24	--	--	--
INVENTORIES	--	--	--	--	--
PREPAYMENTS	--	--	--	--	--
OTHER CURRENT ASSETS	--	--	--	--	--
TOTAL CURRENT ASSETS	\$20,278.00	\$1,476,358.24	\$21,514.00	\$11,965.00	\$129,436.00
NON-CURRENT ASSETS:					
RESTRICTED ASSETS					
CASH	\$--	\$--	\$--	\$--	\$--
RECEIVABLES	--	--	--	--	--
INVESTMENTS	--	--	--	--	--
CAPITAL ASSETS (NOTE 5)	--	--	--	--	--
LAND	--	--	--	--	--
BUILDING & IMPROVEMENTS (NET)	--	--	--	--	--
MACHINERY & EQUIPMENT (NET)	--	--	--	--	--
INTANGIBLE ASSETS (NET)	--	--	--	--	--
CONSTRUCTION IN PROGRESS	--	--	--	--	--
TOTAL NON-CURRENT ASSETS	\$--	\$--	\$--	\$--	\$--
TOTAL ASSETS	\$20,278.00	\$1,476,358.24	\$21,514.00	\$11,965.00	\$129,436.00
DEFERRED OUTFLOW OF RESOURCES					
PENSION-RELATED DEFERRED OUTFLOWS OF RESOURCES	\$--	\$88,416.00	\$--	\$--	\$11,230.00
TOTAL DEFERRED OUTFLOWS OF RESOURCES	\$--	\$88,416.00	\$--	\$--	\$11,230.00
LIABILITIES					
CURRENT LIABILITIES:					
ACCOUNTS PAYABLE	\$--	\$863,659.24	\$--	\$2,156.00	\$1,681.00
AMOUNTS HELD IN CUSTODY FOR OTHERS	--	--	--	--	--
UNEARNED REVENUES	--	--	--	--	--
OTHER CURRENT LIABILITIES	--	--	--	--	--
CURRENT PORTION OF LONG-TERM LIABILITIES:					
COMPENSATED ABSENCES PAYABLE	--	--	--	--	--
NOTES PAYABLE	--	--	--	--	--
TOTAL CURRENT LIABILITIES	\$--	\$863,659.24	\$--	\$2,156.00	\$1,681.00
NONCURRENT LIABILITIES:					
NONCURRENT PORTION OF LONG-TERM LIABILITIES:					
COMPENSATED ABSENCES PAYABLE	\$--	\$18,926.00	\$--	\$--	\$6,214.00
NET OPEB OBLIGATION	--	184,470.00	--	--	--
NET PENSION LIABILITY	--	463,590.00	--	--	110,301.00
TOTAL NON-CURRENT LIABILITIES	\$--	\$666,986.00	\$--	\$--	\$116,515.00
TOTAL LIABILITIES	\$--	\$1,530,645.24	\$--	\$2,156.00	\$118,196.00
DEFERRED INFLOWS OF RESOURCES					
GRANTS RECEIVED PRIOR TO MEETING TIME REQUIREMENTS	\$--	\$--	\$--	\$--	\$--
PENSION-RELATED DEFERRED INFLOWS OF RESOURCES	\$--	\$71,712.00	\$--	\$--	\$16,372.00
TOTAL DEFERRED INFLOWS OF RESOURCES	\$--	\$71,712.00	\$--	\$--	\$16,372.00
NET POSITION					
NET INVESTMENT IN CAPITAL ASSETS	\$--	\$--	\$--	\$--	\$--
RESTRICTED FOR OTHER PURPOSES	--	--	--	--	--
UNRESTRICTED	20,278.00	(37,583.00)	21,514.00	9,809.00	6,098.00
TOTAL NET POSITION	\$20,278.00	\$(37,583.00)	\$21,514.00	\$9,809.00	\$6,098.00

LOUISIANA STATE BOARD OF MEDICAL EXAMINERS	LOUISIANA STATE BOARD OF NURSING	LOUISIANA STATE BOARD OF OPTOMETRY EXAMINERS	LOUISIANA PHYSICAL THERAPY BOARD	LOUISIANA STATE BOARD OF PRACTICAL NURSE EXAMINERS	LOUISIANA STATE BOARD OF SOCIAL WORKERS EXAMINERS	LOUISIANA BOARD OF WHOLESALE DRUG DISTRIBUTORS	LOUISIANA STATE POLYGRAPH BOARD
\$3,798,992.00	\$6,872,399.00	\$165,439.00	\$314,381.00	\$673,628.00	\$1,452,930.00	\$1,402,258.00	\$21,276.41
--	5,706,182.00	--	716,213.00	1,636,333.00	--	--	--
765,049.00	1,336.00	--	--	4,191.00	--	--	--
--	--	--	--	--	--	--	--
--	--	--	--	--	--	--	--
--	8,915.00	--	--	--	2,865.00	--	--
--	--	--	--	--	--	--	--
\$4,564,041.00	\$12,588,832.00	\$165,439.00	\$1,030,594.00	\$2,314,152.00	\$1,455,795.00	\$1,402,258.00	\$21,276.41
\$2,200,645.00	\$--	\$--	\$--	\$--	\$--	\$--	\$--
26,390.00	--	--	--	--	--	--	--
--	--	--	--	--	--	--	--
100,000.00	1,150,000.00	--	76,569.00	--	--	--	--
6,548,819.00	1,925,602.00	--	--	--	1,980.00	--	--
186,323.00	153,084.00	--	73,820.00	37,132.00	11,641.00	--	--
--	--	--	--	--	--	--	--
--	--	--	29,248.00	--	--	--	--
\$9,062,177.00	\$3,228,686.00	\$--	\$179,637.00	\$37,132.00	\$13,621.00	\$--	\$--
\$13,626,218.00	\$15,817,518.00	\$165,439.00	\$1,210,231.00	\$2,351,284.00	\$1,469,416.00	\$1,402,258.00	\$21,276.41
\$--	\$2,444,455.00	\$--	\$138,828.00	\$480,130.00	\$247,141.00	\$156,136.00	\$--
\$--	\$2,444,455.00	\$--	\$138,828.00	\$480,130.00	\$247,141.00	\$156,136.00	\$--
\$507,112.00	\$648,311.00	\$2,460.00	\$20,869.00	\$89,796.00	\$15,968.00	\$--	\$--
--	--	--	--	--	--	--	--
--	--	12,500.00	213,900.00	--	113,016.00	--	--
--	--	--	--	--	--	--	--
105,302.00	--	--	--	--	--	--	--
--	--	--	--	--	--	--	--
\$612,414.00	\$648,311.00	\$14,960.00	\$234,769.00	\$89,796.00	\$128,984.00	\$--	\$--
\$245,667.00	\$227,131.00	\$--	\$6,386.00	\$78,855.00	\$17,667.00	\$18,745.00	\$--
3,297,752.00	1,942,938.00	--	149,406.00	510,675.00	197,397.00	286,740.00	--
--	9,674,391.00	--	446,435.00	2,332,203.00	616,160.00	883,533.00	--
\$3,543,419.00	\$11,844,460.00	\$--	\$602,227.00	\$2,921,733.00	\$831,224.00	\$1,189,018.00	\$--
\$4,155,833.00	\$12,492,771.00	\$14,960.00	\$836,996.00	\$3,011,529.00	\$960,208.00	\$1,189,018.00	\$--
2,986,985.00	\$--	\$--	\$--	\$--	\$--	\$--	\$--
\$--	\$1,488,424.00	\$--	\$68,042.00	\$345,434.00	\$96,514.00	\$131,460.00	\$--
\$2,986,985.00	\$1,488,424.00	\$--	\$68,042.00	\$345,434.00	\$96,514.00	\$131,460.00	\$--
\$6,835,142.00	\$3,228,686.00	\$--	\$179,637.00	\$37,132.00	\$13,621.00	\$--	\$--
1,562,194.00	--	--	--	--	--	--	--
(1,913,936.00)	1,052,092.00	150,479.00	264,384.00	(562,681.00)	646,214.00	237,916.00	21,276.41
\$6,483,400.00	\$4,280,778.00	\$150,479.00	\$444,021.00	\$(525,549.00)	\$659,835.00	\$237,916.00	\$21,276.41

STATE OF LOUISIANA
 COMBINING STATEMENT OF NET POSITION
 ENTERPRISE BOARDS AND COMMISSIONS
 FOR THE YEAR ENDED JUNE 30, 2015

	LOUISIANA STRAWBERRY MARKETING BOARD	LOUISIANA SWEET POTATO ADVERTISING AND DEVELOPMENT COMMISSION	LOUISIANA TAX FREE SHOPPING COMMISSION	RADIOLOGIC TECHNOLOGY BOARD OF EXAMINERS
ASSETS				
CURRENT ASSETS:				
CASH & CASH EQUIVALENTS	\$23,976.00	\$317,821.00	\$391,766.00	\$440,004.00
INVESTMENTS	--	--	--	100,000.00
RECEIVABLES (NET)	9,285.00	1,797.00	994,624.00	--
DUE FROM OTHER FUNDS	--	--	--	--
INVENTORIES	--	--	7,737.00	--
PREPAYMENTS	--	--	--	--
OTHER CURRENT ASSETS	--	--	2,587.00	--
TOTAL CURRENT ASSETS	\$33,261.00	\$319,618.00	\$1,396,714.00	\$540,004.00
NON-CURRENT ASSETS:				
RESTRICTED ASSETS				
CASH	\$--	\$--	\$--	\$--
RECEIVABLES	--	--	--	--
INVESTMENTS	--	--	--	--
CAPITAL ASSETS (NOTE 5)	--	--	--	--
LAND	--	--	--	--
BUILDING & IMPROVEMENTS (NET)	--	--	--	--
MACHINERY & EQUIPMENT (NET)	--	--	4,275.00	--
INTANGIBLE ASSETS (NET)	--	--	--	--
CONSTRUCTION IN PROGRESS	--	--	--	--
TOTAL NON-CURRENT ASSETS	\$--	\$--	\$4,275.00	\$--
TOTAL ASSETS	\$33,261.00	\$319,618.00	\$1,400,989.00	\$540,004.00
DEFERRED OUTFLOW OF RESOURCES				
PENSION-RELATED DEFERRED OUTFLOWS OF RESOURCES	\$--	\$--	\$162,120.00	\$76,779.00
TOTAL DEFERRED OUTFLOWS OF RESOURCES	\$--	\$--	\$162,120.00	\$76,779.00
LIABILITIES				
CURRENT LIABILITIES:				
ACCOUNTS PAYABLE	\$--	\$2,181.00	\$556,528.00	\$3,968.00
AMOUNTS HELD IN CUSTODY FOR OTHERS	--	--	--	--
UNEARNED REVENUES	--	--	--	410,316.00
OTHER CURRENT LIABILITIES	--	--	--	--
CURRENT PORTION OF LONG-TERM LIABILITIES:				
COMPENSATED ABSENCES PAYABLE	--	--	--	2,571.00
NOTES PAYABLE	--	--	--	--
TOTAL CURRENT LIABILITIES	\$--	\$2,181.00	\$556,528.00	\$416,855.00
NONCURRENT LIABILITIES:				
NONCURRENT PORTION OF LONG-TERM LIABILITIES:				
COMPENSATED ABSENCES PAYABLE	\$--	\$--	\$31,809.00	\$10,283.00
NET OPEB OBLIGATION	--	--	260,789.00	27,150.00
NET PENSION LIABILITY	--	--	725,023.00	368,796.00
TOTAL NON-CURRENT LIABILITIES	\$--	\$--	\$1,017,621.00	\$406,229.00
TOTAL LIABILITIES	\$--	\$2,181.00	\$1,574,149.00	\$823,084.00
DEFERRED INFLOWS OF RESOURCES				
GRANTS RECEIVED PRIOR TO MEETING TIME REQUIREMENTS	\$--	\$--	\$--	\$--
PENSION-RELATED DEFERRED INFLOWS OF RESOURCES	\$--	\$--	\$107,144.00	\$53,227.00
TOTAL DEFERRED INFLOWS OF RESOURCES	\$--	\$--	\$107,144.00	\$53,227.00
NET POSITION				
NET INVESTMENT IN CAPITAL ASSETS	\$--	\$--	\$4,275.00	\$--
RESTRICTED FOR OTHER PURPOSES	--	--	--	--
UNRESTRICTED	33,261.00	317,437.00	(122,459.00)	(259,528.00)
TOTAL NET POSITION	\$33,261.00	\$317,437.00	\$(118,184.00)	\$(259,528.00)

STATE BOARD OF CERTIFIED PUBLIC ACCOUNTANTS OF LOUISIANA	STATE BOARD OF EXAMINERS OF PSYCHOLOGISTS	STATE BOARD OF VETERINARY MEDICINE	STATE BOXING AND WRESTLING COMMISSION	TOTAL CONSOLIDATED BOARDS & COMMISSIONS
\$1,495,560.00	\$259,762.00	\$137,594.00	\$330,501.00	\$39,692,901.41
--	--	277,084.00	--	12,274,911.00
111,957.00	52.00	--	--	2,099,538.00
--	--	--	5,760.00	885,325.60
--	--	--	--	7,737.00
18,771.00	--	--	--	48,658.00
--	--	--	--	5,448.00
<u>\$1,626,288.00</u>	<u>\$259,814.00</u>	<u>\$414,678.00</u>	<u>\$336,261.00</u>	<u>\$55,014,519.01</u>
\$--	\$--	\$--	\$--	\$2,200,645.00
--	--	--	--	121,085.00
--	--	--	--	1,911,885.00
--	--	--	--	2,557,269.00
--	--	--	--	12,268,119.00
21,074.00	1,981.00	3,069.00	--	626,597.00
--	--	--	--	98,857.00
--	--	--	--	29,248.00
<u>\$21,074.00</u>	<u>\$1,981.00</u>	<u>\$3,069.00</u>	<u>\$--</u>	<u>\$19,813,705.00</u>
<u>\$1,647,362.00</u>	<u>\$261,795.00</u>	<u>\$417,747.00</u>	<u>\$336,261.00</u>	<u>\$74,828,224.01</u>
<u>\$294,642.00</u>	<u>\$57,524.00</u>	<u>\$125,840.00</u>	<u>\$--</u>	<u>\$6,332,474.00</u>
<u>\$294,642.00</u>	<u>\$57,524.00</u>	<u>\$125,840.00</u>	<u>\$--</u>	<u>\$6,332,474.00</u>
\$29,849.00	\$9,893.00	\$23,135.00	\$19,184.00	\$4,558,394.60
--	--	--	--	10,375.00
7,600.00	102,545.00	--	--	2,319,870.00
--	11,394.45	--	--	87,049.45
12,070.00	--	--	--	252,427.00
--	--	--	--	597,897.00
<u>\$49,519.00</u>	<u>\$123,832.45</u>	<u>\$23,135.00</u>	<u>\$19,184.00</u>	<u>\$7,826,013.05</u>
\$12,309.00	\$1,585.00	\$13,614.00	\$--	\$983,669.00
560,280.00	25,800.00	92,152.00	--	12,537,054.00
1,212,498.00	271,500.55	384,365.00	--	30,239,942.55
<u>\$1,785,087.00</u>	<u>\$298,885.55</u>	<u>\$490,131.00</u>	<u>\$--</u>	<u>\$43,760,665.55</u>
<u>\$1,834,606.00</u>	<u>\$422,718.00</u>	<u>\$513,266.00</u>	<u>\$19,184.00</u>	<u>\$51,586,678.60</u>
\$--	\$--	\$--	\$--	\$2,986,985.00
\$180,251.00	\$56,992.00	\$59,351.00	\$--	\$4,770,195.00
<u>\$180,251.00</u>	<u>\$56,992.00</u>	<u>\$59,351.00</u>	<u>\$--</u>	<u>\$7,757,180.00</u>
\$--	\$1,981.00	\$3,069.00	\$--	\$14,956,195.00
--	--	--	--	2,362,194.00
(72,853.00)	(162,372.00)	(32,099.00)	317,077.00	4,498,450.41
<u>\$(72,853.00)</u>	<u>\$(160,391.00)</u>	<u>\$(29,030.00)</u>	<u>\$317,077.00</u>	<u>\$21,816,839.41</u>

STATE OF LOUISIANA
 COMBINING STATEMENT OF REVENUES, EXPENDITURES, AND CHANGES IN NET POSITION
 ENTERPRISE BOARDS AND COMMISSIONS
 FOR THE YEAR ENDED JUNE 30, 2015

	ADDICTIVE DISORDER REGULATORY AUTHORITY	BARBERS EXAMINERS BOARD	BOARD OF EXAMINERS OF CERTIFIED SHORTHAND REPORTERS	BOARD OF EXAMINERS OF NURSING FACILITIES ADMINISTRATORS	DAIRY INDUSTRY PROMOTION BOARD
OPERATING REVENUES:					
SALES OF COMMODITIES & SERVICES	\$--	\$489.00	\$--	\$--	\$--
ASSESSMENTS	--	--	--	--	185,186.00
USE OF MONEY & PROPERTY	--	--	--	--	--
LICENSES, PERMITS & FEES	120,488.26	485,174.09	178,262.00	424,926.00	--
OTHER	--	2,702.00	--	68,875.00	--
TOTAL OPERATING REVENUES	\$120,488.26	\$488,365.09	\$178,262.00	\$493,801.00	\$185,186.00
OPERATING EXPENSES:					
COST OF SALES & SERVICES	\$--	\$--	\$203,169.00	\$--	\$200,809.00
ADMINISTRATIVE	151,758.00	457,896.00	--	555,300.00	9,705.00
DEPRECIATION	622.00	--	2,364.00	3,967.00	--
TOTAL OPERATING EXPENSES	\$152,380.00	\$457,896.00	\$205,533.00	\$559,267.00	\$210,514.00
OPERATING INCOME (LOSS)	\$(31,891.74)	\$30,469.09	\$(27,271.00)	\$(65,466.00)	\$(25,328.00)
NONOPERATING REVENUES (EXPENSES)					
INTEREST EXPENSE	\$--	\$--	\$--	\$--	\$--
OTHER REVENUES	10,483.00	469.00	3,705.00	153.00	10,709.00
OTHER EXPENSES	--	--	--	--	--
TOTAL NONOPERATING REVENUES (EXPENSES)	\$10,483.00	\$469.00	\$3,705.00	\$153.00	\$10,709.00
INCOME (LOSS) BEFORE CONTRIBUTIONS AND TRANSFERS	\$(21,408.74)	\$30,938.09	\$(23,566.00)	\$(65,313.00)	\$(14,619.00)
TRANSFERS IN	\$6,771.74	\$5,819.91	\$--	\$--	\$--
TRANSFERS OUT	--	--	(468.00)	(1,886.00)	--
CHANGE IN NET POSITION	\$(14,637.00)	\$36,758.00	\$(24,034.00)	\$(67,199.00)	\$(14,619.00)
TOTAL NET POSITION - BEGINNING AS RESTATED	175,703.00	93,830.00	38,521.00	(797,123.00)	119,088.00
TOTAL NET POSITION - ENDING	\$161,066.00	\$130,588.00	\$14,487.00	\$(864,322.00)	\$104,469.00

LOUISIANA ANIMAL WELFARE COMMISSION	LOUISIANA BEHAVIOR ANALYST BOARD	LOUISIANA AUCTIONEERS LICENSING BOARD	LOUISIANA BOARD OF ARCHITECTURAL EXAMINERS	CHIROPRACTIC EXAMINERS BOARD	LOUISIANA BOARD OF EXAMINERS IN DIETETICS AND NUTRITION	LOUISIANA BOARD OF EXAMINERS FOR SPEECH-LANGUAGE PATHOLOGY & AUDIOLOGY	LOUISIANA BOARD OF MASSAGE THERAPY
\$--	\$--	\$--	\$--	\$--	\$--	\$--	\$--
--	--	--	--	--	--	--	--
--	--	--	--	--	--	--	--
--	--	104,485.63	507,621.00	275,691.00	89,366.00	316,324.00	463,961.00
15,632.00	--	441.00	--	--	--	--	--
<u>\$15,632.00</u>	<u>\$--</u>	<u>\$104,926.63</u>	<u>\$507,621.00</u>	<u>\$275,691.00</u>	<u>\$89,366.00</u>	<u>\$316,324.00</u>	<u>\$463,961.00</u>
\$--	\$--	\$--	\$--	\$--	\$--	\$--	\$--
10,314.00	--	102,439.00	529,971.00	291,377.00	60,186.00	133,633.00	384,597.00
--	--	--	7,535.00	487.00	--	--	938.00
<u>\$10,314.00</u>	<u>\$--</u>	<u>\$102,439.00</u>	<u>\$537,506.00</u>	<u>\$291,864.00</u>	<u>\$60,186.00</u>	<u>\$133,633.00</u>	<u>\$385,535.00</u>
<u>\$5,318.00</u>	<u>\$--</u>	<u>\$2,487.63</u>	<u>\$(29,885.00)</u>	<u>\$(16,173.00)</u>	<u>\$29,180.00</u>	<u>\$182,691.00</u>	<u>\$78,426.00</u>
\$--	\$--	\$--	\$--	\$--	\$--	\$--	\$--
--	--	668.00	810.00	280.00	169.00	1,078.00	34,175.00
--	--	--	--	--	--	--	--
<u>\$--</u>	<u>\$--</u>	<u>\$668.00</u>	<u>\$810.00</u>	<u>\$280.00</u>	<u>\$169.00</u>	<u>\$1,078.00</u>	<u>\$34,175.00</u>
<u>\$5,318.00</u>	<u>\$--</u>	<u>\$3,155.63</u>	<u>\$(29,075.00)</u>	<u>\$(15,893.00)</u>	<u>\$29,349.00</u>	<u>\$183,769.00</u>	<u>\$112,601.00</u>
\$--	\$--	\$3,262.37	\$--	\$--	\$--	\$--	\$--
--	--	--	(1,134.00)	(900.00)	(375.00)	(801.00)	(1,064.00)
<u>\$5,318.00</u>	<u>\$--</u>	<u>\$6,418.00</u>	<u>\$(30,209.00)</u>	<u>\$(16,793.00)</u>	<u>\$28,974.00</u>	<u>\$182,968.00</u>	<u>\$111,537.00</u>
68,495.00	37,650.00	232,025.00	255,002.00	(156,804.00)	92,265.00	(211,744.00)	(81,863.00)
<u>\$73,813.00</u>	<u>\$37,650.00</u>	<u>\$238,443.00</u>	<u>\$224,793.00</u>	<u>\$(173,597.00)</u>	<u>\$121,239.00</u>	<u>\$(28,776.00)</u>	<u>\$29,674.00</u>

STATE OF LOUISIANA
 COMBINING STATEMENT OF REVENUES, EXPENDITURES, AND CHANGES IN NET POSITION
 ENTERPRISE BOARDS AND COMMISSIONS
 FOR THE YEAR ENDED JUNE 30, 2015

	LOUISIANA BOARD OF PHARMACY	LOUISIANA BOARD OF PROFESSIONAL GEOLOGIST	LOUISIANA CEMETERY BOARD	CRAWFISH PROMOTION AND RESEARCH BOARD	LICENSED PROFESSIONAL COUNSELORS BOARD OF EXAMINERS
OPERATING REVENUES:					
SALES OF COMMODITIES & SERVICES	\$--	\$--	\$--	\$--	\$--
ASSESSMENTS	--	--	--	148,147.00	--
USE OF MONEY & PROPERTY	--	--	--	--	--
LICENSES, PERMITS & FEES	3,553,978.72	72,450.00	294,854.00	--	528,136.00
OTHER	--	--	--	--	--
TOTAL OPERATING REVENUES	\$3,553,978.72	\$72,450.00	\$294,854.00	\$148,147.00	\$528,136.00
OPERATING EXPENSES:					
COST OF SALES & SERVICES	\$--	\$--	\$--	\$145,919.00	\$--
ADMINISTRATIVE	2,480,066.00	132,179.00	273,992.00	11,191.00	404,359.00
DEPRECIATION	99,091.00	--	348.00	--	2,982.00
TOTAL OPERATING EXPENSES	\$2,579,157.00	\$132,179.00	\$274,340.00	\$157,110.00	\$407,341.00
OPERATING INCOME (LOSS)	\$974,821.72	\$(59,729.00)	\$20,514.00	\$(8,963.00)	\$120,795.00
NONOPERATING REVENUES (EXPENSES)					
INTEREST EXPENSE	\$(44,882.00)	\$--	\$--	\$--	\$--
OTHER REVENUES	30,168.00	--	168.00	478.00	364.00
OTHER EXPENSES	(1,821.00)	--	--	--	--
TOTAL NONOPERATING REVENUES (EXPENSES)	\$(16,535.00)	\$--	\$168.00	\$478.00	\$364.00
INCOME (LOSS) BEFORE CONTRIBUTIONS AND TRANSFERS	\$958,286.72	\$(59,729.00)	\$20,682.00	\$(8,485.00)	\$121,159.00
TRANSFERS IN	\$32,706.28	\$--	\$--	\$--	\$--
TRANSFERS OUT	(7,112.00)	--	(1,026.00)	--	(1,135.00)
CHANGE IN NET POSITION	\$983,881.00	\$(59,729.00)	\$19,656.00	\$(8,485.00)	\$120,024.00
TOTAL NET POSITION - BEGINNING AS RESTATED	(622,362.00)	269,768.00	21,880.00	465,885.00	34,947.00
TOTAL NET POSITION - ENDING	\$361,519.00	\$210,039.00	\$41,536.00	\$457,400.00	\$154,971.00

LOUISIANA LICENSED PROFESSIONAL VOCATIONAL REHABILITATION COUNSELORS BOARD	LOUISIANA PROFESSIONAL ENGINEERING & LAND SURVEYING BOARD	LOUISIANA REAL ESTATE APPRAISERS STATE BOARD OF CERTIFICATION	LOUISIANA REAL ESTATE COMMISSION	LOUISIANA RICE PROMOTION BOARD	LOUISIANA RICE RESEARCH BOARD	LOUISIANA SOYBEAN AND GRAIN RESEARCH AND PROMOTION BOARD	LOUISIANA STATE BOARD OF DENTISTRY
\$27,774.91	\$9,718.00	\$--	\$--	\$--	\$--	\$--	\$21,000.00
--	--	--	--	885,964.00	1,411,957.00	4,665,469.00	89,706.00
--	--	--	--	--	--	--	--
--	1,560,795.00	430,200.00	2,371,262.56	--	--	--	940,404.24
--	--	--	--	--	2,562,876.00	--	25,545.00
<u>\$27,774.91</u>	<u>\$1,570,513.00</u>	<u>\$430,200.00</u>	<u>\$2,371,262.56</u>	<u>\$885,964.00</u>	<u>\$3,974,833.00</u>	<u>\$4,665,469.00</u>	<u>\$1,076,655.24</u>
\$--	\$--	\$--	\$--	\$885,489.00	\$--	\$4,200,230.00	\$1,024,676.00
28,154.00	1,496,022.00	400,873.00	2,033,719.00	--	1,691,208.00	16,367.00	226,607.00
--	--	--	83,706.00	--	--	--	8,192.00
<u>\$28,154.00</u>	<u>\$1,496,022.00</u>	<u>\$400,873.00</u>	<u>\$2,117,425.00</u>	<u>\$885,489.00</u>	<u>\$1,691,208.00</u>	<u>\$4,216,597.00</u>	<u>\$1,259,475.00</u>
<u>\$(379.09)</u>	<u>\$74,491.00</u>	<u>\$29,327.00</u>	<u>\$253,837.56</u>	<u>\$475.00</u>	<u>\$2,283,625.00</u>	<u>\$448,872.00</u>	<u>\$(182,819.76)</u>
\$--	\$--	\$--	\$(12,670.00)	\$--	\$--	\$--	\$--
--	5,813.00	65,497.00	2,848,971.00	--	5,869.00	4,651.00	2,738.00
--	--	--	(2,566,457.00)	--	--	--	--
<u>\$--</u>	<u>\$5,813.00</u>	<u>\$65,497.00</u>	<u>\$269,844.00</u>	<u>\$--</u>	<u>\$5,869.00</u>	<u>\$4,651.00</u>	<u>\$2,738.00</u>
<u>\$(379.09)</u>	<u>\$80,304.00</u>	<u>\$94,824.00</u>	<u>\$523,681.56</u>	<u>\$475.00</u>	<u>\$2,289,494.00</u>	<u>\$453,523.00</u>	<u>\$(180,081.76)</u>
\$2,240.09	\$--	\$--	\$--	\$--	\$--	\$--	\$205,842.76
--	(3,448.00)	--	(20,628.56)	--	--	--	--
<u>\$1,861.00</u>	<u>\$76,856.00</u>	<u>\$94,824.00</u>	<u>\$503,053.00</u>	<u>\$475.00</u>	<u>\$2,289,494.00</u>	<u>\$453,523.00</u>	<u>\$25,761.00</u>
<u>42,850.00</u>	<u>(732,722.00)</u>	<u>353,576.00</u>	<u>424,630.00</u>	<u>40,164.00</u>	<u>3,359,047.00</u>	<u>2,723,876.00</u>	<u>(935,482.00)</u>
<u>\$44,711.00</u>	<u>\$(655,866.00)</u>	<u>\$448,400.00</u>	<u>\$927,683.00</u>	<u>\$40,639.00</u>	<u>\$5,648,541.00</u>	<u>\$3,177,399.00</u>	<u>\$(909,721.00)</u>

STATE OF LOUISIANA
 COMBINING STATEMENT OF REVENUES, EXPENDITURES, AND CHANGES IN NET POSITION
 ENTERPRISE BOARDS AND COMMISSIONS
 FOR THE YEAR ENDED JUNE 30, 2015

	LOUISIANA STATE BOARD OF ELECTROLYSIS EXAMINERS	LOUISIANA STATE BOARD OF EMBALMERS AND FUNERAL DIRECTORS	LOUISIANA STATE BOARD OF EXAMINERS FOR SANITARIANS	LOUISIANA STATE BOARD FOR HEARING AID DEALERS	LOUISIANA BOARD OF INTERIOR DESIGNERS
OPERATING REVENUES:					
SALES OF COMMODITIES & SERVICES	\$--	\$--	\$--	\$--	\$--
ASSESSMENTS	--	--	--	--	--
USE OF MONEY & PROPERTY	--	--	--	--	--
LICENSES, PERMITS & FEES	9,275.00	468,847.36	9,817.00	31,814.00	88,810.00
OTHER	--	--	--	--	--
TOTAL OPERATING REVENUES	\$9,275.00	\$468,847.36	\$9,817.00	\$31,814.00	\$88,810.00
OPERATING EXPENSES:					
COST OF SALES & SERVICES	\$--	\$491,104.00	\$4,513.00	\$14,867.00	\$--
ADMINISTRATIVE	7,807.00	--	5,726.00	14,400.00	75,156.00
DEPRECIATION	--	4,498.00	--	--	--
TOTAL OPERATING EXPENSES	\$7,807.00	\$495,602.00	\$10,239.00	\$29,267.00	\$75,156.00
OPERATING INCOME (LOSS)	\$1,468.00	\$(26,754.64)	\$(422.00)	\$2,547.00	\$13,654.00
NONOPERATING REVENUES (EXPENSES)					
INTEREST EXPENSE	\$--	\$--	\$--	\$--	\$--
OTHER REVENUES	23.00	5,115.00	94.00	--	629.00
OTHER EXPENSES	--	--	(1,128.00)	--	--
TOTAL NONOPERATING REVENUES (EXPENSES)	\$23.00	\$5,115.00	\$(1,034.00)	\$--	\$629.00
INCOME (LOSS) BEFORE CONTRIBUTIONS AND TRANSFERS	\$1,491.00	\$(21,639.64)	\$(1,456.00)	\$2,547.00	\$14,283.00
TRANSFERS IN	\$--	\$332.64	\$--	\$--	\$--
TRANSFERS OUT	--	--	(195.00)	(271.00)	(359.00)
CHANGE IN NET POSITION	\$1,491.00	\$(21,307.00)	\$(1,651.00)	\$2,276.00	\$13,924.00
TOTAL NET POSITION - BEGINNING AS RESTATED	18,787.00	(16,276.00)	23,165.00	7,533.00	(7,826.00)
TOTAL NET POSITION - ENDING	\$20,278.00	\$(37,583.00)	\$21,514.00	\$9,809.00	\$6,098.00

LOUISIANA STATE BOARD OF MEDICAL EXAMINERS	LOUISIANA STATE BOARD OF NURSING	LOUISIANA STATE BOARD OF OPTOMETRY EXAMINERS	LOUISIANA PHYSICAL THERAPY BOARD	LOUISIANA STATE BOARD OF PRACTICAL NURSE EXAMINERS	LOUISIANA STATE BOARD OF SOCIAL WORKERS EXAMINERS	LOUISIANA BOARD OF WHOLESALE DRUG DISTRIBUTORS	LOUISIANA STATE POLYGRAPH BOARD
\$--	\$7,930,530.53	\$2,265.00	\$--	\$12,594.00	\$--	\$--	\$--
--	--	--	--	124,095.00	--	--	--
--	--	--	3,408.00	--	--	--	--
7,160,326.88	--	112,820.00	624,040.00	1,761,945.00	594,318.00	756,093.00	4,800.00
273,663.00	--	7,320.00	266.00	626.00	--	--	--
<u>\$7,433,989.88</u>	<u>\$7,930,530.53</u>	<u>\$122,405.00</u>	<u>\$627,714.00</u>	<u>\$1,899,260.00</u>	<u>\$594,318.00</u>	<u>\$756,093.00</u>	<u>\$4,800.00</u>
\$--	\$1,150,562.00	\$4,033.00	\$365,374.00	\$1,758,298.00	\$--	\$--	\$--
7,133,098.00	5,006,749.00	141,496.00	351,351.00	--	644,133.00	476,380.00	2,279.29
248,401.00	94,097.00	--	25,731.00	15,723.00	5,934.00	--	--
<u>\$7,381,499.00</u>	<u>\$6,251,408.00</u>	<u>\$145,529.00</u>	<u>\$742,456.00</u>	<u>\$1,774,021.00</u>	<u>\$650,067.00</u>	<u>\$476,380.00</u>	<u>\$2,279.29</u>
<u>\$52,490.88</u>	<u>\$1,679,122.53</u>	<u>\$(23,124.00)</u>	<u>\$(114,742.00)</u>	<u>\$125,239.00</u>	<u>\$(55,749.00)</u>	<u>\$279,713.00</u>	<u>\$2,520.71</u>
\$--	\$--	\$--	\$--	\$--	\$--	\$--	\$--
1,914.00	7,388.00	535.00	--	9,756.00	2,962.00	1,313.00	--
--	--	--	--	--	--	--	--
<u>\$1,914.00</u>	<u>\$7,388.00</u>	<u>\$535.00</u>	<u>\$--</u>	<u>\$9,756.00</u>	<u>\$2,962.00</u>	<u>\$1,313.00</u>	<u>\$--</u>
<u>\$54,404.88</u>	<u>\$1,686,510.53</u>	<u>\$(22,589.00)</u>	<u>\$(114,742.00)</u>	<u>\$134,995.00</u>	<u>\$(52,787.00)</u>	<u>\$281,026.00</u>	<u>\$2,520.71</u>
\$--	\$--	\$--	\$--	\$--	\$--	\$--	\$--
(62,853.88)	(35,792.53)	(395.00)	(472.00)	(3,772.00)	(886.00)	(1,456.00)	(122.00)
<u>\$(8,449.00)</u>	<u>\$1,650,718.00</u>	<u>\$(22,984.00)</u>	<u>\$(115,214.00)</u>	<u>\$131,223.00</u>	<u>\$(53,673.00)</u>	<u>\$279,570.00</u>	<u>\$2,398.71</u>
6,491,849.00	2,630,060.00	173,463.00	559,235.00	(656,772.00)	713,508.00	(41,654.00)	18,877.70
<u>\$6,483,400.00</u>	<u>\$4,280,778.00</u>	<u>\$150,479.00</u>	<u>\$444,021.00</u>	<u>\$(525,549.00)</u>	<u>\$659,835.00</u>	<u>\$237,916.00</u>	<u>\$21,276.41</u>

STATE OF LOUISIANA
 COMBINING STATEMENT OF REVENUES, EXPENDITURES, AND CHANGES IN NET POSITION
 ENTERPRISE BOARDS AND COMMISSIONS
 FOR THE YEAR ENDED JUNE 30, 2015

	LOUISIANA STRAWBERRY MARKETING BOARD	LOUISIANA SWEET POTATO ADVERTISING AND DEVELOPMENT COMMISSION	LOUISIANA TAX FREE SHOPPING COMMISSION	RADIOLOGIC TECHNOLOGY BOARD OF EXAMINERS
OPERATING REVENUES:				
SALES OF COMMODITIES & SERVICES	\$--	\$201,363.00	\$1,016,167.00	\$--
ASSESSMENTS	35,011.00	--	--	--
USE OF MONEY & PROPERTY	--	--	112.00	288.00
LICENSES, PERMITS & FEES	--	--	--	207,648.00
OTHER	29,148.00	--	3,219.00	1,798.00
TOTAL OPERATING REVENUES	\$64,159.00	\$201,363.00	\$1,019,498.00	\$209,734.00
OPERATING EXPENSES:				
COST OF SALES & SERVICES	\$50,363.00	\$185,545.00	\$857,640.00	\$--
ADMINISTRATIVE	--	11,924.00	--	252,474.00
DEPRECIATION	--	--	475.00	--
TOTAL OPERATING EXPENSES	\$50,363.00	\$197,469.00	\$858,115.00	\$252,474.00
OPERATING INCOME (LOSS)	\$13,796.00	\$3,894.00	\$161,383.00	\$(42,740.00)
NONOPERATING REVENUES (EXPENSES)				
INTEREST EXPENSE	\$--	\$--	\$--	\$--
OTHER REVENUES	--	241.00	--	--
OTHER EXPENSES	--	--	--	--
TOTAL NONOPERATING REVENUES (EXPENSES)	\$--	\$241.00	\$--	\$--
INCOME (LOSS) BEFORE CONTRIBUTIONS AND TRANSFERS	\$13,796.00	\$4,135.00	\$161,383.00	\$(42,740.00)
TRANSFERS IN	\$--	\$--	\$--	\$--
TRANSFERS OUT	--	--	(14,660.00)	(930.00)
CHANGE IN NET POSITION	\$13,796.00	\$4,135.00	\$146,723.00	\$(43,670.00)
TOTAL NET POSITION - BEGINNING AS RESTATED	19,465.00	313,302.00	(264,907.00)	(215,858.00)
TOTAL NET POSITION - ENDING	\$33,261.00	\$317,437.00	\$(118,184.00)	\$(259,528.00)

STATE BOARD OF CERTIFIED PUBLIC ACCOUNTANTS OF LOUISIANA	STATE BOARD OF EXAMINERS OF PSYCHOLOGISTS	STATE BOARD OF VETERINARY MEDICINE	STATE BOXING AND WRESTLING COMMISSION	TOTAL CONSOLIDATED BOARDS & COMMISSIONS
\$--	\$--	\$--	\$--	\$9,221,901.44
--	--	--	--	7,545,535.00
--	--	--	--	3,808.00
1,034,078.00	220,533.00	399,032.00	169,202.12	26,371,778.86
7,316.00	--	--	--	2,999,427.00
<u>\$1,041,394.00</u>	<u>\$220,533.00</u>	<u>\$399,032.00</u>	<u>\$169,202.12</u>	<u>\$46,142,450.30</u>
\$--	\$--	\$--	\$--	\$11,542,591.00
1,045,696.00	212,979.00	461,152.00	135,466.00	27,860,179.29
4,081.00	774.00	2,575.00	--	612,521.00
<u>\$1,049,777.00</u>	<u>\$213,753.00</u>	<u>\$463,727.00</u>	<u>\$135,466.00</u>	<u>\$40,015,291.29</u>
<u>\$(8,383.00)</u>	<u>\$6,780.00</u>	<u>\$(64,695.00)</u>	<u>\$33,736.12</u>	<u>\$6,127,159.01</u>
\$--	\$--	\$--	\$--	\$(57,552.00)
3,589.00	329.00	17,594.00	--	3,078,898.00
--	--	--	--	(2,569,406.00)
<u>\$3,589.00</u>	<u>\$329.00</u>	<u>\$17,594.00</u>	<u>\$--</u>	<u>\$451,940.00</u>
<u>\$(4,794.00)</u>	<u>\$7,109.00</u>	<u>\$(47,101.00)</u>	<u>\$33,736.12</u>	<u>\$6,579,099.01</u>
\$--	\$--	\$--	\$5,346.88	\$262,322.67
(2,674.00)	(668.00)	(632.00)	--	(166,115.97)
<u>\$(7,468.00)</u>	<u>\$6,441.00</u>	<u>\$(47,733.00)</u>	<u>\$39,083.00</u>	<u>\$6,675,305.71</u>
<u>(65,385.00)</u>	<u>(166,832.00)</u>	<u>18,703.00</u>	<u>277,994.00</u>	<u>15,141,533.70</u>
<u>\$(72,853.00)</u>	<u>\$(160,391.00)</u>	<u>\$(29,030.00)</u>	<u>\$317,077.00</u>	<u>\$21,816,839.41</u>

STATE OF LOUISIANA
 COMBINING STATEMENT OF CASH FLOWS
 ENTERPRISE BOARDS AND COMMISSIONS
 FOR THE YEAR ENDED JUNE 30, 2015

	ADDICTIVE DISORDER REGULATORY AUTHORITY	BARBERS EXAMINERS BOARD	BOARD OF EXAMINERS OF CERTIFIED SHORTHAND REPORTERS	BOARD OF EXAMINERS OF NURSING FACILITIES ADMINISTRATORS
CASH FLOWS FROM OPERATING ACTIVITIES:				
RECEIPTS FROM CUSTOMERS	\$120,488.26	\$511,105.09	\$178,262.00	\$494,219.00
RECEIPTS FROM INTERFUND SERVICES PROVIDED	--	--	--	--
OTHER OPERATING RECEIPTS	--	--	--	--
PAYMENTS TO SUPPLIERS & SERVICE PROVIDERS	(65,116.00)	(276,306.00)	(121,294.00)	(157,418.00)
PAYMENTS FOR LOANS MADE UNDER LOAN PROGRAMS	--	--	--	--
PAYMENTS TO EMPLOYEES FOR SERVICES	(87,061.00)	(144,728.00)	(81,841.00)	(361,364.00)
NET CASH PROVIDED (USED) BY OPERATING ACTIVITIES	<u>\$(31,688.74)</u>	<u>\$90,071.09</u>	<u>\$(24,873.00)</u>	<u>\$(24,563.00)</u>
CASH FLOWS FROM NONCAPITAL FINANCING ACTIVITIES:				
RECEIPTS FROM OPERATING GRANTS	\$10,089.00	\$--	\$--	\$--
RECEIPTS FROM OTHER FUNDS	6,771.74	5,819.91	--	--
PAYMENTS FOR GRANTS AND SUBSIDIES	--	--	--	--
PAYMENTS TO OTHER FUNDS	--	--	(468.00)	(1,886.00)
NET CASH PROVIDED (USED) BY NONCAPITAL FINANCING ACTIVITIES	<u>\$16,860.74</u>	<u>\$5,819.91</u>	<u>\$(468.00)</u>	<u>\$(1,886.00)</u>
CASH FLOWS FROM CAPITAL AND RELATED FINANCING ACTIVITIES:				
PAYMENTS TO ACQUIRE, CONSTRUCT & IMPROVE CAP ASSET	\$--	\$--	\$--	\$--
PAYMENTS FOR PRINCIPAL ON CAPITAL DEBT	--	--	--	--
PAYMENTS FOR INTEREST ON CAPITAL DEBT	--	--	--	--
NET CASH PROVIDED (USED) FOR CAPITAL AND RELATED FINANCING ACTIVITIES	<u>\$--</u>	<u>\$--</u>	<u>\$--</u>	<u>\$--</u>
CASH FLOWS FROM INVESTING ACTIVITIES:				
PURCHASES OF INVESTMENTS	\$(394.00)	\$(262.00)	\$--	\$--
PROCEEDS FROM THE SALE OF INVESTMENTS	--	--	--	--
INTEREST AND DIVIDENDS	394.00	469.00	3,705.00	153.00
NET CASH PROVIDED (USED) BY INVESTING ACTIVITIES	<u>\$--</u>	<u>\$207.00</u>	<u>\$3,705.00</u>	<u>\$153.00</u>
NET INCREASE/(DECREASE) IN CASH & CASH EQUIVALENTS	(14,828.00)	96,098.00	(21,636.00)	(26,296.00)
CASH & CASH EQUIVALENTS AT BEGINNING OF YEAR	32,707.00	344,658.00	263,831.00	239,007.00
CASH & CASH EQUIVALENTS AT END OF YEAR	<u>\$17,879.00</u>	<u>\$440,756.00</u>	<u>\$242,195.00</u>	<u>\$212,711.00</u>
RECONCILIATION OF OPERATING INCOME (LOSS) TO NET CASH PROVIDED (USED) BY OPERATING ACTIVITIES:				
OPERATING INCOME (LOSS)	\$(31,891.74)	\$30,469.09	\$(27,271.00)	\$(65,466.00)
ADJUSTMENTS TO RECONCILE OPERATING INCOME (LOSS) TO NET CASH PROVIDED (USED) BY OPERATING ACTIVITIES:				
DEPRECIATION/AMORTIZATION	622.00	--	2,364.00	3,967.00
PENSION EXPENSE	--	--	15,930.00	83,375.00
PROVISION FOR UNCOLLECTIBLE ACCOUNTS	--	--	--	--
SUBSEQUENT PENSION CONTRIBUTIONS	--	--	(15,032.00)	(83,846.00)
OTHER	--	--	--	--
CHANGES IN ASSETS AND LIABILITIES:				
(INCREASE)/DECREASE IN ACCOUNTS RECEIVABLE	--	--	--	923.00
(INCREASE)/DECREASE IN DUE FROM OTHER FUNDS	--	--	--	--
(INCREASE)/DECREASE IN PREPAYMENTS	--	--	--	--
(INCREASE)/DECREASE IN INVENTORIES	--	--	--	--
(INCREASE)/DECREASE IN OTHER ASSETS	--	--	--	--
INCREASE/(DECREASE) IN ACCOUNTS PAYABLE & ACCRUALS	(419.00)	6,226.00	429.00	1,573.00
INCREASE/(DECREASE) IN COMPENSATED ABSENCES	--	1,852.00	(7,693.00)	2,116.00
INCREASE/(DECREASE) IN UNEARNED REVENUES	--	22,740.00	--	(505.00)
INCREASE/(DECREASE) IN NET OPEB OBLIGATION	--	28,784.00	6,400.00	33,300.00
INCREASE/(DECREASE) IN OTHER LIABILITIES	--	--	--	--
NET CASH PROVIDED (USED) BY OPERATING ACTIVITIES	<u>\$(31,688.74)</u>	<u>\$90,071.09</u>	<u>\$(24,873.00)</u>	<u>\$(24,563.00)</u>

DAIRY INDUSTRY PROMOTION BOARD	LOUISIANA ANIMAL WELFARE COMMISSION	LOUISIANA BEHAVIOR ANALYST BOARD	LOUISIANA AUCTIONEERS LICENSING BOARD	LOUISIANA BOARD OF ARCHITECTURAL EXAMINERS	CHIROPRACTIC EXAMINERS BOARD	LOUISIANA BOARD OF EXAMINERS IN DIETETICS AND NUTRITION	LOUISIANA BOARD OF EXAMINERS FOR SPEECH- LANGUAGE PATHOLOGY & AUDIOLOGY
\$195,354.00	\$15,632.00	\$2,780.00	\$105,618.63	\$510,871.00	\$275,691.00	\$92,436.00	\$312,994.00
--	--	--	--	--	--	--	--
(172,743.00)	(10,314.00)	--	(74,768.00)	(242,297.00)	(217,341.00)	(31,807.00)	(118,945.00)
--	--	--	--	--	--	--	--
--	--	--	(27,358.00)	(268,399.00)	(46,321.00)	(24,298.00)	(118,465.00)
\$22,611.00	\$5,318.00	\$2,780.00	\$3,492.63	\$175.00	\$12,029.00	\$36,331.00	\$75,584.00
\$10,303.00	\$--	\$--	\$--	\$--	\$--	\$--	\$--
--	--	--	3,262.37	--	--	--	--
--	--	--	--	--	--	--	--
--	--	--	--	(1,134.00)	(900.00)	(375.00)	(801.00)
\$10,303.00	\$--	\$--	\$3,262.37	\$(1,134.00)	\$(900.00)	\$(375.00)	\$(801.00)
\$--	\$--	\$--	\$--	\$--	\$(2,371.00)	\$--	\$--
--	--	--	--	--	--	--	--
--	--	--	--	--	--	--	--
\$--	\$--	\$--	\$--	\$--	\$(2,371.00)	\$--	\$--
\$--	\$--	\$--	\$--	\$(264.00)	\$(258.00)	\$--	\$--
--	--	--	--	--	--	--	--
406.00	--	--	668.00	810.00	280.00	169.00	1,078.00
\$406.00	\$--	\$--	\$668.00	\$546.00	\$22.00	\$169.00	\$1,078.00
33,320.00	5,318.00	2,780.00	7,423.00	(413.00)	8,780.00	36,125.00	75,861.00
126,435.00	68,495.00	34,870.00	236,571.00	632,739.00	96,057.00	168,924.00	693,251.00
\$159,755.00	\$73,813.00	\$37,650.00	\$243,994.00	\$632,326.00	\$104,837.00	\$205,049.00	\$769,112.00
\$(25,328.00)	\$5,318.00	\$--	\$2,487.63	\$(29,885.00)	\$(16,173.00)	\$29,180.00	\$182,691.00
--	--	--	--	7,535.00	487.00	--	--
--	--	--	--	64,778.00	36,657.00	--	(80,707.00)
--	--	--	--	(62,331.00)	--	--	--
--	--	--	--	--	(29,414.00)	--	(31,142.00)
--	--	--	--	--	--	--	--
10,168.00	--	2,780.00	691.00	--	--	--	--
--	--	--	--	--	--	2,173.00	(2,173.00)
--	--	--	--	(6,500.00)	--	--	--
--	--	--	--	--	--	--	--
--	--	--	--	--	--	--	--
37,771.00	--	--	77.00	(46.00)	946.00	1,678.00	5,009.00
--	--	--	237.00	174.00	1,776.00	230.00	2,236.00
--	--	--	--	3,250.00	--	3,070.00	(3,330.00)
--	--	--	--	23,200.00	17,750.00	--	3,000.00
--	--	--	--	--	--	--	--
\$22,611.00	\$5,318.00	\$2,780.00	\$3,492.63	\$175.00	\$12,029.00	\$36,331.00	\$75,584.00

STATE OF LOUISIANA
 COMBINING STATEMENT OF CASH FLOWS
 ENTERPRISE BOARDS AND COMMISSIONS
 FOR THE YEAR ENDED JUNE 30, 2015

	LOUISIANA BOARD OF MESSAGE THERAPY	LOUISIANA BOARD OF PHARMACY	LOUISIANA BOARD OF PROFESSIONAL GEOSCIENTIST	LOUISIANA CEMETERY BOARD	CRAWFISH PROMOTION AND RESEARCH BOARD
CASH FLOWS FROM OPERATING ACTIVITIES:					
RECEIPTS FROM CUSTOMERS	\$463,961.00	\$3,553,978.72	\$72,450.00	\$294,854.00	\$148,147.00
RECEIPTS FROM INTERFUND SERVICES PROVIDED	--	--	--	--	--
OTHER OPERATING RECEIPTS	--	--	--	--	--
PAYMENTS TO SUPPLIERS & SERVICE PROVIDERS	(132,068.00)	(563,813.00)	(56,641.00)	(136,489.00)	(157,110.00)
PAYMENTS FOR LOANS MADE UNDER LOAN PROGRAMS	--	--	--	--	--
PAYMENTS TO EMPLOYEES FOR SERVICES	(241,452.00)	(1,892,940.00)	(71,358.00)	(120,328.00)	--
NET CASH PROVIDED (USED) BY OPERATING ACTIVITIES	\$90,441.00	\$1,097,225.72	\$(55,549.00)	\$38,037.00	\$(8,963.00)
CASH FLOWS FROM NONCAPITAL FINANCING ACTIVITIES:					
RECEIPTS FROM OPERATING GRANTS	\$--	\$--	\$--	\$--	\$--
RECEIPTS FROM OTHER FUNDS	--	32,706.28	--	--	--
PAYMENTS FOR GRANTS AND SUBSIDIES	33,637.00	--	--	--	--
PAYMENTS TO OTHER FUNDS	(1,064.00)	(7,112.00)	--	(1,026.00)	--
NET CASH PROVIDED (USED) BY NONCAPITAL FINANCING ACTIVITIES	\$32,573.00	\$25,594.28	\$--	\$(1,026.00)	\$--
CASH FLOWS FROM CAPITAL AND RELATED FINANCING ACTIVITIES:					
PAYMENTS TO ACQUIRE, CONSTRUCT & IMPROVE CAP ASSET	\$--	\$(39,374.00)	\$--	\$--	\$--
PAYMENTS FOR PRINCIPAL ON CAPITAL DEBT	--	(486,770.00)	--	--	--
PAYMENTS FOR INTEREST ON CAPITAL DEBT	--	(47,751.00)	--	--	--
NET CASH PROVIDED (USED) FOR CAPITAL AND RELATED FINANCING ACTIVITIES	\$--	\$(573,895.00)	\$--	\$--	\$--
CASH FLOWS FROM INVESTING ACTIVITIES:					
PURCHASES OF INVESTMENTS	\$--	\$(1,006,239.00)	\$--	\$(178,761.00)	\$--
PROCEEDS FROM THE SALE OF INVESTMENTS	--	--	--	178,716.00	--
INTEREST AND DIVIDENDS	536.00	28,347.00	--	168.00	478.00
NET CASH PROVIDED (USED) BY INVESTING ACTIVITIES	\$536.00	\$(977,892.00)	\$--	\$123.00	\$478.00
NET INCREASE/(DECREASE) IN CASH & CASH EQUIVALENTS	123,550.00	(428,967.00)	(55,549.00)	37,134.00	(8,485.00)
CASH & CASH EQUIVALENTS AT BEGINNING OF YEAR	544,925.00	1,603,185.00	272,197.00	125,907.00	465,885.00
CASH & CASH EQUIVALENTS AT END OF YEAR	\$668,475.00	\$1,174,218.00	\$216,648.00	\$163,041.00	\$457,400.00
RECONCILIATION OF OPERATING INCOME (LOSS) TO NET CASH PROVIDED (USED) BY OPERATING ACTIVITIES:					
OPERATING INCOME (LOSS)	\$78,426.00	\$974,821.72	\$(59,729.00)	\$20,514.00	\$(8,963.00)
ADJUSTMENTS TO RECONCILE OPERATING INCOME (LOSS) TO NET CASH PROVIDED (USED) BY OPERATING ACTIVITIES:					
DEPRECIATION/AMORTIZATION	938.00	99,091.00	--	349.00	--
PENSION EXPENSE	62,685.00	402,314.00	--	--	--
PROVISION FOR UNCOLLECTIBLE ACCOUNTS	--	--	--	--	--
SUBSEQUENT PENSION CONTRIBUTIONS	(62,247.00)	(464,626.00)	--	--	--
OTHER	--	--	--	--	--
CHANGES IN ASSETS AND LIABILITIES:					
(INCREASE)/DECREASE IN ACCOUNTS RECEIVABLE	--	--	--	--	--
(INCREASE)/DECREASE IN DUE FROM OTHER FUNDS	--	--	--	--	--
(INCREASE)/DECREASE IN PREPAYMENTS	--	(3,000.00)	(314.00)	(1,290.00)	--
(INCREASE)/DECREASE IN INVENTORIES	--	--	--	--	--
(INCREASE)/DECREASE IN OTHER ASSETS	--	--	--	--	--
INCREASE/(DECREASE) IN ACCOUNTS PAYABLE & ACCRUALS	1,130.00	9,313.00	3,384.00	(1,040.00)	--
INCREASE/(DECREASE) IN COMPENSATED ABSENCES	(1,536.00)	(958.00)	1,110.00	933.00	--
INCREASE/(DECREASE) IN UNEARNED REVENUES	--	--	--	--	--
INCREASE/(DECREASE) IN NET OPEB OBLIGATION	11,045.00	79,132.00	--	18,571.00	--
INCREASE/(DECREASE) IN OTHER LIABILITIES	--	1,138.00	--	--	--
NET CASH PROVIDED (USED) BY OPERATING ACTIVITIES	\$90,441.00	\$1,097,225.72	\$(55,549.00)	\$38,037.00	\$(8,963.00)

LICENSED PROFESSIONAL COUNSELORS BOARD OF EXAMINERS	LOUISIANA LICENSED PROFESSIONAL VOCATIONAL REHABILITATION COUNSELORS BOARD	LOUISIANA PROFESSIONAL ENGINEERING & LAND SURVEYING BOARD	LOUISIANA REAL ESTATE APPRAISERS STATE BOARD OF CERTIFICATION	LOUISIANA REAL ESTATE COMMISSION	LOUISIANA RICE PROMOTION BOARD	LOUISIANA RICE RESEARCH BOARD	LOUISIANA SOYBEAN AND GRAIN RESEARCH AND PROMOTION BOARD
\$457,333.00	\$27,774.91	\$1,570,443.00	\$430,200.00	\$2,376,777.56	\$818,017.00	\$1,411,957.00	\$4,671,654.00
--	--	--	--	--	--	2,640,695.00	--
--	--	--	--	281,855.00	--	--	--
(170,373.00)	(30,690.00)	(676,731.00)	(178,910.00)	(244,270.00)	(821,431.00)	(1,691,208.00)	(4,069,270.00)
--	--	--	--	--	--	--	--
(210,427.00)	--	(826,061.00)	(231,421.00)	(1,638,210.00)	--	--	--
\$76,533.00	\$(2,915.09)	\$67,651.00	\$19,869.00	\$776,152.56	\$(3,414.00)	\$2,361,444.00	\$602,384.00
\$--	\$--	\$--	\$--	\$--	\$--	\$--	\$--
--	2,240.09	--	--	--	--	--	--
--	--	--	65,497.00	--	--	--	--
(1,135.00)	--	(3,448.00)	--	(20,628.56)	--	--	--
\$(1,135.00)	\$2,240.09	\$(3,448.00)	\$65,497.00	\$(20,628.56)	\$--	\$--	\$--
\$--	\$--	\$--	\$--	\$--	\$--	\$--	\$--
\$--	\$--	\$--	\$--	\$--	\$--	\$--	\$--
\$--	\$--	\$--	\$--	\$--	\$--	\$--	\$--
\$--	\$--	\$--	\$--	\$--	\$--	\$--	\$--
\$--	\$--	\$--	\$--	\$--	\$--	\$--	\$--
\$--	\$--	\$--	\$--	\$--	\$--	\$--	\$--
100.00	--	--	--	659.00	--	5,869.00	4,651.00
\$100.00	\$--	\$28,700.00	\$--	\$659.00	\$--	\$5,869.00	\$4,651.00
70,408.00	(675.00)	92,903.00	85,366.00	278,136.00	(3,414.00)	2,367,313.00	607,035.00
366,724.00	47,411.00	239,479.00	402,729.00	2,318,344.00	40,164.00	3,186,533.00	3,607,673.00
\$437,132.00	\$46,736.00	\$332,382.00	\$488,095.00	\$2,596,480.00	\$36,750.00	\$5,553,846.00	\$4,214,708.00
\$120,795.00	\$(379.09)	\$74,491.00	\$29,327.00	\$253,837.56	\$475.00	\$2,283,625.00	\$448,872.00
2,982.00	--	--	--	83,706.00	--	--	--
47,854.00	--	132,440.00	--	267,502.00	--	--	--
--	--	--	--	--	--	--	--
(39,688.00)	--	(180,789.00)	--	(345,655.00)	--	--	--
--	--	--	--	281,855.00	--	--	--
(68,244.00)	--	(70.00)	--	(22,154.00)	(55,889.00)	77,819.00	6,185.00
--	--	--	--	--	--	--	--
280.00	--	(5,789.00)	--	--	--	--	--
--	--	--	--	--	--	--	--
--	--	--	--	--	--	--	147,327.00
2,626.00	(2,536.00)	(21,783.00)	(7,771.00)	164,070.00	52,000.00	--	--
5,724.00	--	9,457.00	(1,687.00)	(1,409.00)	--	--	--
--	--	--	--	--	--	--	--
4,500.00	--	57,683.00	--	94,400.00	--	--	--
(296.00)	--	2,011.00	--	--	--	--	--
\$76,533.00	\$(2,915.09)	\$67,651.00	\$19,869.00	\$776,152.56	\$(3,414.00)	\$2,361,444.00	\$602,384.00

STATE OF LOUISIANA
 COMBINING STATEMENT OF CASH FLOWS
 ENTERPRISE BOARDS AND COMMISSIONS
 FOR THE YEAR ENDED JUNE 30, 2015

	LOUISIANA STATE BOARD OF DENTISTRY	LOUISIANA STATE BOARD OF ELECTROLYSIS EXAMINERS	LOUISIANA STATE BOARD OF EMBALMERS AND FUNERAL DIRECTORS	LOUISIANA STATE BOARD OF EXAMINERS FOR SANITARIANS	LOUISIANA STATE BOARD FOR HEARING AID DEALERS
CASH FLOWS FROM OPERATING ACTIVITIES:					
RECEIPTS FROM CUSTOMERS	\$949,088.24	\$9,275.00	\$470,896.36	\$9,817.00	\$31,814.00
RECEIPTS FROM INTERFUND SERVICES PROVIDED	--	--	--	--	--
OTHER OPERATING RECEIPTS	--	--	--	--	--
PAYMENTS TO SUPPLIERS & SERVICE PROVIDERS	(641,048.00)	(7,807.00)	(233,075.00)	(10,239.00)	(14,829.00)
PAYMENTS FOR LOANS MADE UNDER LOAN PROGRAMS	--	--	--	--	(14,400.00)
PAYMENTS TO EMPLOYEES FOR SERVICES	(601,846.00)	--	(233,340.00)	--	--
NET CASH PROVIDED (USED) BY OPERATING ACTIVITIES	<u>\$(293,805.76)</u>	<u>\$1,468.00</u>	<u>\$4,481.36</u>	<u>\$(422.00)</u>	<u>\$2,585.00</u>
CASH FLOWS FROM NONCAPITAL FINANCING ACTIVITIES:					
RECEIPTS FROM OPERATING GRANTS	\$--	\$--	\$481.00	\$(1,034.00)	\$--
RECEIPTS FROM OTHER FUNDS	205,842.76	--	332.64	--	--
PAYMENTS FOR GRANTS AND SUBSIDIES	--	--	--	--	--
PAYMENTS TO OTHER FUNDS	--	--	--	(195.00)	(271.00)
NET CASH PROVIDED (USED) BY NONCAPITAL FINANCING ACTIVITIES	<u>\$205,842.76</u>	<u>\$--</u>	<u>\$813.64</u>	<u>\$(1,229.00)</u>	<u>\$(271.00)</u>
CASH FLOWS FROM CAPITAL AND RELATED FINANCING ACTIVITIES:					
PAYMENTS TO ACQUIRE, CONSTRUCT & IMPROVE CAP ASSET	\$(3,734.00)	\$--	\$--	\$--	\$--
PAYMENTS FOR PRINCIPAL ON CAPITAL DEBT	--	--	--	--	--
PAYMENTS FOR INTEREST ON CAPITAL DEBT	--	--	--	--	--
NET CASH PROVIDED (USED) FOR CAPITAL AND RELATED FINANCING ACTIVITIES	<u>\$(3,734.00)</u>	<u>\$--</u>	<u>\$--</u>	<u>\$--</u>	<u>\$--</u>
CASH FLOWS FROM INVESTING ACTIVITIES:					
PURCHASES OF INVESTMENTS	\$--	\$--	\$--	\$--	\$--
PROCEEDS FROM THE SALE OF INVESTMENTS	--	--	--	--	--
INTEREST AND DIVIDENDS	2,738.00	23.00	4,634.00	--	--
NET CASH PROVIDED (USED) BY INVESTING ACTIVITIES	<u>\$2,738.00</u>	<u>\$23.00</u>	<u>\$4,634.00</u>	<u>\$--</u>	<u>\$--</u>
NET INCREASE/(DECREASE) IN CASH & CASH EQUIVALENTS	(88,959.00)	1,491.00	9,929.00	(1,651.00)	2,314.00
CASH & CASH EQUIVALENTS AT BEGINNING OF YEAR	1,743,839.00	18,787.00	220,624.00	23,165.00	9,651.00
CASH & CASH EQUIVALENTS AT END OF YEAR	<u>\$1,654,880.00</u>	<u>\$20,278.00</u>	<u>\$230,553.00</u>	<u>\$21,514.00</u>	<u>\$11,965.00</u>
RECONCILIATION OF OPERATING INCOME (LOSS) TO NET CASH PROVIDED (USED) BY OPERATING ACTIVITIES:					
OPERATING INCOME (LOSS)	\$(182,819.76)	\$1,468.00	\$(26,754.64)	\$(422.00)	\$2,547.00
ADJUSTMENTS TO RECONCILE OPERATING INCOME (LOSS) TO NET CASH PROVIDED (USED) BY OPERATING ACTIVITIES:					
DEPRECIATION/AMORTIZATION	8,192.00	--	4,498.00	--	--
PENSION EXPENSE	--	--	52,734.00	--	--
PROVISION FOR UNCOLLECTIBLE ACCOUNTS	--	--	--	--	--
SUBSEQUENT PENSION CONTRIBUTIONS	--	--	(50,196.00)	--	--
OTHER	--	--	--	--	--
CHANGES IN ASSETS AND LIABILITIES:					
(INCREASE)/DECREASE IN ACCOUNTS RECEIVABLE	--	--	--	--	--
(INCREASE)/DECREASE IN DUE FROM OTHER FUNDS	--	--	--	--	--
(INCREASE)/DECREASE IN PREPAYMENTS	186.00	--	--	--	--
(INCREASE)/DECREASE IN INVENTORIES	--	--	--	--	--
(INCREASE)/DECREASE IN OTHER ASSETS	--	--	--	--	--
INCREASE/(DECREASE) IN ACCOUNTS PAYABLE & ACCRUALS	(28,145.00)	--	2,999.00	--	38.00
INCREASE/(DECREASE) IN COMPENSATED ABSENCES	7,893.00	--	(134.00)	--	--
INCREASE/(DECREASE) IN UNEARNED REVENUES	(127,567.00)	--	--	--	--
INCREASE/(DECREASE) IN NET OPEB OBLIGATION	23,035.00	--	21,335.00	--	--
INCREASE/(DECREASE) IN OTHER LIABILITIES	5,420.00	--	--	--	--
NET CASH PROVIDED (USED) BY OPERATING ACTIVITIES	<u>\$(293,805.76)</u>	<u>\$1,468.00</u>	<u>\$4,481.36</u>	<u>\$(422.00)</u>	<u>\$2,585.00</u>

LOUISIANA BOARD OF INTERIOR DESIGNERS	LOUISIANA STATE BOARD OF MEDICAL EXAMINERS	LOUISIANA STATE BOARD OF NURSING	LOUISIANA STATE BOARD OF OPTOMETRY EXAMINERS	LOUISIANA PHYSICAL THERAPY BOARD	LOUISIANA STATE BOARD OF PRACTICAL NURSE EXAMINERS	LOUISIANA STATE BOARD OF SOCIAL WORKERS EXAMINERS	LOUISIANA BOARD OF WHOLESALE DRUG DISTRIBUTORS
\$88,810.00	\$7,369,291.88	\$5,522,454.53	\$114,605.00	\$607,135.00	\$1,899,260.00	\$557,167.00	\$756,093.00
--	--	--	--	--	--	--	--
--	--	--	--	266.00	--	--	--
(28,297.00)	(4,093,861.00)	(1,013,153.00)	(123,922.00)	(344,776.00)	(424,673.00)	(273,547.00)	(174,325.00)
--	--	--	--	--	--	--	--
(49,289.00)	(2,643,251.00)	(1,920,401.00)	(21,957.00)	(344,283.00)	(1,197,994.00)	(287,511.00)	(265,574.00)
\$11,224.00	\$632,179.88	\$2,588,900.53	\$(31,274.00)	\$(81,658.00)	\$276,593.00	\$(3,891.00)	\$316,194.00
\$--	\$--	\$--	\$--	\$--	\$--	\$--	\$--
--	--	--	--	--	--	--	--
--	--	--	--	--	--	--	--
(359.00)	(62,853.88)	(35,792.53)	(395.00)	(472.00)	(3,772.00)	(886.00)	(1,456.00)
\$(359.00)	\$(62,853.88)	\$(35,792.53)	\$(395.00)	\$(472.00)	\$(3,772.00)	\$(886.00)	\$(1,456.00)
\$--	\$(61,185.00)	\$(61,500.00)	\$--	\$(99,221.00)	\$(9,370.00)	\$(11,311.00)	\$--
--	--	--	--	--	--	--	--
--	--	--	--	--	--	--	--
\$--	\$(61,185.00)	\$(61,500.00)	\$--	\$(99,221.00)	\$(9,370.00)	\$(11,311.00)	\$--
\$--	\$--	\$(6,818,824.00)	\$--	\$(3,344.00)	\$(710,315.00)	\$--	\$--
--	--	5,739,387.00	--	--	905,968.00	--	--
629.00	1,914.00	7,388.00	534.00	3,408.00	9,325.00	2,962.00	1,313.00
\$629.00	\$1,914.00	\$(1,072,049.00)	\$534.00	\$64.00	\$204,978.00	\$2,962.00	\$1,313.00
11,494.00	510,055.00	1,419,559.00	(31,135.00)	(181,287.00)	468,429.00	(13,126.00)	316,051.00
117,942.00	5,489,582.00	5,452,840.00	196,574.00	495,668.00	205,199.00	1,466,056.00	1,086,207.00
\$129,436.00	\$5,999,637.00	\$6,872,399.00	\$165,439.00	\$314,381.00	\$673,628.00	\$1,452,930.00	\$1,402,258.00
\$13,654.00	\$52,490.88	\$1,679,122.53	\$(23,124.00)	\$(114,742.00)	\$125,239.00	\$(55,749.00)	\$279,713.00
--	248,401.00	94,097.00	--	25,731.00	15,723.00	5,934.00	--
--	--	1,416,459.00	--	58,625.00	127,867.00	134,539.00	--
--	--	--	--	--	--	--	--
--	--	(1,046,050.00)	--	(54,601.00)	(262,563.00)	(66,240.00)	--
--	--	--	--	--	--	--	--
--	(94,494.00)	(1,280.00)	--	--	--	--	--
--	--	--	--	--	--	--	--
--	753.00	13,811.00	--	--	--	--	--
--	--	--	--	--	--	--	--
--	--	--	--	--	--	--	--
102.00	43,815.00	316,312.00	(350.00)	1,773.00	9,039.00	(2,090.00)	(30,013.00)
619.00	37,027.00	7,275.00	--	1,619.00	6,227.00	(34.00)	(15,671.00)
--	--	--	(7,800.00)	(16,905.00)	--	(37,151.00)	56,335.00
--	314,391.00	109,154.00	--	11,300.00	67,192.00	16,900.00	23,372.00
(3,151.00)	29,796.00	--	--	5,542.00	187,869.00	--	2,458.00
\$11,224.00	\$632,179.88	\$2,588,900.53	\$(31,274.00)	\$(81,658.00)	\$276,593.00	\$(3,891.00)	\$316,194.00

STATE OF LOUISIANA
 COMBINING STATEMENT OF CASH FLOWS
 ENTERPRISE BOARDS AND COMMISSIONS
 FOR THE YEAR ENDED JUNE 30, 2015

	LOUISIANA STATE POLYGRAPH BOARD	LOUISIANA STRAWBERRY MARKETING BOARD	LOUISIANA SWEET POTATO ADVERTISING AND DEVELOPMENT COMMISSION	LOUISIANA TAX FREE SHOPPING COMMISSION
CASH FLOWS FROM OPERATING ACTIVITIES:				
RECEIPTS FROM CUSTOMERS	\$4,800.00	\$40,693.00	\$240,434.00	\$1,018,945.00
RECEIPTS FROM INTERFUND SERVICES PROVIDED	--	29,148.00	--	--
OTHER OPERATING RECEIPTS	--	--	--	--
PAYMENTS TO SUPPLIERS & SERVICE PROVIDERS	(2,279.29)	(58,131.00)	(257,064.00)	(313,497.00)
PAYMENTS FOR LOANS MADE UNDER LOAN PROGRAMS	--	--	--	--
PAYMENTS TO EMPLOYEES FOR SERVICES	--	--	--	(496,269.00)
NET CASH PROVIDED (USED) BY OPERATING ACTIVITIES	<u>\$2,520.71</u>	<u>\$11,710.00</u>	<u>\$(16,630.00)</u>	<u>\$209,179.00</u>
CASH FLOWS FROM NONCAPITAL FINANCING ACTIVITIES:				
RECEIPTS FROM OPERATING GRANTS	\$--	\$--	\$--	\$(210,544.00)
RECEIPTS FROM OTHER FUNDS	--	--	--	--
PAYMENTS FOR GRANTS AND SUBSIDIES	--	--	--	--
PAYMENTS TO OTHER FUNDS	(122.00)	--	--	(14,660.00)
NET CASH PROVIDED (USED) BY NONCAPITAL FINANCING ACTIVITIES	<u>\$(122.00)</u>	<u>\$--</u>	<u>\$--</u>	<u>\$(225,204.00)</u>
CASH FLOWS FROM CAPITAL AND RELATED FINANCING ACTIVITIES:				
PAYMENTS TO ACQUIRE, CONSTRUCT & IMPROVE CAP ASSET	\$--	\$--	\$--	\$(4,750.00)
PAYMENTS FOR PRINCIPAL ON CAPITAL DEBT	--	--	--	--
PAYMENTS FOR INTEREST ON CAPITAL DEBT	--	--	--	--
NET CASH PROVIDED (USED) FOR CAPITAL AND RELATED FINANCING ACTIVITIES	<u>\$--</u>	<u>\$--</u>	<u>\$--</u>	<u>\$(4,750.00)</u>
CASH FLOWS FROM INVESTING ACTIVITIES:				
PURCHASES OF INVESTMENTS	\$--	\$--	\$--	\$--
PROCEEDS FROM THE SALE OF INVESTMENTS	--	--	--	--
INTEREST AND DIVIDENDS	--	--	242.00	--
NET CASH PROVIDED (USED) BY INVESTING ACTIVITIES	<u>\$--</u>	<u>\$--</u>	<u>\$242.00</u>	<u>\$--</u>
NET INCREASE/(DECREASE) IN CASH & CASH EQUIVALENTS	2,398.71	11,710.00	(16,388.00)	(20,775.00)
CASH & CASH EQUIVALENTS AT BEGINNING OF YEAR	18,877.70	12,266.00	334,209.00	412,541.00
CASH & CASH EQUIVALENTS AT END OF YEAR	<u>\$21,276.41</u>	<u>\$23,976.00</u>	<u>\$317,821.00</u>	<u>\$391,766.00</u>
RECONCILIATION OF OPERATING INCOME (LOSS) TO NET CASH PROVIDED (USED) BY OPERATING ACTIVITIES:				
OPERATING INCOME (LOSS)	\$2,520.71	\$13,796.00	\$3,894.00	\$161,383.00
ADJUSTMENTS TO RECONCILE OPERATING INCOME (LOSS) TO NET CASH PROVIDED (USED) BY OPERATING ACTIVITIES:				
DEPRECIATION/AMORTIZATION	--	--	--	475.00
PENSION EXPENSE	--	--	--	88,865.00
PROVISION FOR UNCOLLECTIBLE ACCOUNTS	--	--	--	--
SUBSEQUENT PENSION CONTRIBUTIONS	--	--	--	(94,567.00)
OTHER	--	--	--	--
CHANGES IN ASSETS AND LIABILITIES:				
(INCREASE)/DECREASE IN ACCOUNTS RECEIVABLE	--	5,682.00	39,071.00	(553.00)
(INCREASE)/DECREASE IN DUE FROM OTHER FUNDS	--	--	--	--
(INCREASE)/DECREASE IN PREPAYMENTS	--	--	--	--
(INCREASE)/DECREASE IN INVENTORIES	--	--	--	(4,913.00)
(INCREASE)/DECREASE IN OTHER ASSETS	--	--	--	(2,587.00)
INCREASE/(DECREASE) IN ACCOUNTS PAYABLE & ACCRUALS	--	(7,768.00)	(59,595.00)	36,965.00
INCREASE/(DECREASE) IN COMPENSATED ABSENCES	--	--	--	5,781.00
INCREASE/(DECREASE) IN UNEARNED REVENUES	--	--	--	--
INCREASE/(DECREASE) IN NET OPEB OBLIGATION	--	--	--	18,330.00
INCREASE/(DECREASE) IN OTHER LIABILITIES	--	--	--	--
NET CASH PROVIDED (USED) BY OPERATING ACTIVITIES	<u>\$2,520.71</u>	<u>\$11,710.00</u>	<u>\$(16,630.00)</u>	<u>\$209,179.00</u>

RADIOLOGIC TECHNOLOGY BOARD OF EXAMINERS	STATE BOARD OF CERTIFIED PUBLIC ACCOUNTANTS OF LOUISIANA	STATE BOARD OF EXAMINERS OF PSYCHOLOGISTS	STATE BOARD OF VETERINARY MEDICINE	STATE BOXING AND WRESTLING COMMISSION	TOTAL CONSOLIDATED BOARDS & COMMISSIONS
\$383,995.00	\$1,123,152.00	\$223,288.00	\$399,032.00	\$169,202.12	\$41,102,246.30
--	--	--	--	--	2,669,843.00
2,086.00	--	--	16,307.00	--	300,514.00
(46,925.00)	(346,729.00)	(108,591.00)	(229,868.00)	(89,534.00)	(19,253,523.29)
--	--	--	--	--	(14,400.00)
(183,399.00)	(640,334.00)	(114,358.00)	(172,261.00)	(61,274.00)	(15,625,373.00)
\$155,757.00	\$136,089.00	\$339.00	\$13,210.00	\$18,394.12	\$9,179,307.01
\$--	\$--	\$--	\$--	\$--	\$(190,705.00)
--	--	--	--	5,346.88	262,322.67
--	--	--	--	--	99,134.00
(930.00)	(2,674.00)	(668.00)	(632.00)	--	(166,115.97)
\$(930.00)	\$(2,674.00)	\$(668.00)	\$(632.00)	\$5,346.88	\$4,635.70
\$--	\$(25,155.00)	\$--	\$(1,820.00)	\$--	\$(399,030.00)
--	--	--	--	--	(877,998.00)
--	--	--	--	--	(60,421.00)
\$--	\$(25,155.00)	\$--	\$(1,820.00)	\$--	\$(1,337,449.00)
\$--	\$--	\$--	\$(125,000.00)	\$--	\$(10,459,820.00)
25,000.00	--	--	--	--	8,493,930.00
--	3,589.00	329.00	1,287.00	--	89,255.00
\$25,000.00	\$3,589.00	\$329.00	\$(123,713.00)	\$--	\$(1,876,635.00)
179,827.00	111,849.00	--	(112,955.00)	23,741.00	5,969,858.71
260,177.00	1,383,711.00	259,762.00	250,549.00	306,760.00	35,923,687.70
\$440,004.00	\$1,495,560.00	\$259,762.00	\$137,594.00	\$330,501.00	\$41,893,546.41
\$(42,740.00)	\$(8,383.00)	\$6,780.00	\$(64,695.00)	\$33,736.12	\$6,127,159.01
--	4,081.00	774.00	2,575.00	--	612,522.00
44,894.00	32,013.00	20,329.00	73,216.00	--	3,082,369.00
--	--	--	--	--	(62,331.00)
(44,307.00)	--	(41,255.00)	(35,268.00)	--	(2,947,486.00)
--	--	--	16,307.00	--	298,162.00
--	72,494.00	--	--	--	(26,871.00)
--	--	--	--	--	--
--	(9,015.00)	--	--	--	(10,878.00)
--	--	--	--	--	(4,913.00)
--	--	--	--	--	144,740.00
161.00	10,841.00	--	5,350.00	(15,342.00)	536,729.00
3,352.00	1,988.00	--	4,880.00	--	73,384.00
176,347.00	7,600.00	--	--	--	76,084.00
18,050.00	24,470.00	2,327.00	10,845.00	--	1,038,466.00
--	--	11,384.00	--	--	242,171.00
\$155,757.00	\$136,089.00	\$339.00	\$13,210.00	\$18,394.12	\$9,179,307.01

STATE OF LOUISIANA
 COMBINING STATEMENT OF NET POSITION
 DISCRETE BOARDS & COMMISSIONS
 JUNE 30, 2015


	NATCHITOCHES HISTORIC DISTRICT DEVELOPMENT COMMISSION	STATE PLUMBING BOARD OF LOUISIANA	LOUISIANA BEEF INDUSTRY COUNCIL	LOUISIANA MOTOR VEHICLE COMMISSION
ASSETS				
CURRENT ASSETS:				
CASH & CASH EQUIVALENTS	\$ 50,189.00	\$ 559,736.00	\$ 323,068.00	\$ 56,862.00
INVESTMENTS	--	64,708.00	--	3,121,878.00
RECEIVABLES (NET)	--	10,873.00	14,558.00	--
PREPAYMENTS	--	3,333.00	--	--
TOTAL CURRENT ASSETS	<u>50,189.00</u>	<u>638,650.00</u>	<u>337,626.00</u>	<u>3,178,740.00</u>
NON-CURRENT ASSETS:				
INVESTMENTS	--	--	--	--
CAPITAL ASSETS				
LAND	--	--	--	97,200.00
BUILDING & IMPROVEMENTS (NET)	--	--	--	214,085.00
MACHINERY & EQUIPMENT (NET)	--	8,765.00	--	71,401.00
TOTAL NON-CURRENT ASSETS	<u>--</u>	<u>8,765.00</u>	<u>--</u>	<u>382,686.00</u>
TOTAL ASSETS	<u>50,189.00</u>	<u>647,415.00</u>	<u>337,626.00</u>	<u>3,561,426.00</u>
DEFERRED OUTFLOW OF RESOURCES				
PENSION-RELATED DEFERRED OUTFLOWS OF RESOURCES	--	111,599.00	--	761,150.00
TOTAL DEFERRED OUTFLOWS OF RESOURCES	<u>--</u>	<u>111,599.00</u>	<u>--</u>	<u>761,150.00</u>
LIABILITIES				
CURRENT LIABILITIES:				
ACCOUNTS PAYABLE	3,794.00	2,206.00	24,666.00	104,611.00
UNEARNED REVENUES	--	--	--	1,690,045.00
OTHER CURRENT LIABILITIES	--	--	--	--
CURRENT PORTION OF LONG-TERM LIABILITIES:				
COMPENSATED ABSENCES PAYABLE	--	--	--	49,955.00
TOTAL CURRENT LIABILITIES	<u>3,794.00</u>	<u>2,206.00</u>	<u>24,666.00</u>	<u>1,844,611.00</u>
NONCURRENT LIABILITIES:				
NONCURRENT PORTION OF LONG-TERM LIABILITIES:				
COMPENSATED ABSENCES PAYABLE	--	17,607.00	--	5,558.00
NET OPEB OBLIGATION	--	186,854.00	--	442,346.00
NET PENSION LIABILITY	--	626,165.00	--	2,385,978.00
OTHER LONG-TERM LIABILITIES	--	--	--	--
TOTAL NON-CURRENT LIABILITIES	<u>--</u>	<u>830,626.00</u>	<u>--</u>	<u>2,833,882.00</u>
TOTAL LIABILITIES	<u>3,794.00</u>	<u>832,832.00</u>	<u>24,666.00</u>	<u>4,678,493.00</u>
DEFERRED INFLOWS OF RESOURCES				
PENSION-RELATED DEFERRED INFLOWS OF RESOURCES	--	94,353.00	--	372,222.00
TOTAL DEFERRED INFLOWS OF RESOURCES	<u>--</u>	<u>94,353.00</u>	<u>--</u>	<u>372,222.00</u>
NET POSITION				
NET INVESTMENT IN CAPITAL ASSETS	--	8,765.00	--	382,686.00
UNRESTRICTED	46,395.00	(176,936.00)	312,960.00	(1,110,825.00)
TOTAL NET POSITION	<u>\$ 46,395.00</u>	<u>\$ (168,171.00)</u>	<u>\$ 312,960.00</u>	<u>\$ (728,139.00)</u>

LOUISIANA STATE BOARD OF COSMETOLOGY	LOUISIANA STATE BOARD OF PRIVATE SECURITY EXAMINERS	LOUISIANA EGG COMMISSION	LOUISIANA STATE BOARD OF PRIVATE INVESTIGATOR EXAMINERS	RELAY ADMINISTRATION BOARD	TOTAL DISCRETE BOARDS & COMMISSIONS
\$ 1,852,799.00	\$ 726,849.00	\$ 56,619.00	\$ 424,707.00	\$ 669,930.00	\$ 4,720,759.00
--	--	--	--	15,993,375.00	19,179,961.00
--	--	14,671.00	--	86,114.00	126,216.00
6,955.00	--	--	--	--	10,288.00
<u>1,859,754.00</u>	<u>726,849.00</u>	<u>71,290.00</u>	<u>424,707.00</u>	<u>16,749,419.00</u>	<u>24,037,224.00</u>
--	--	--	--	10,001,389.00	10,001,389.00
165,000.00	90,000.00	--	--	--	352,200.00
39,846.00	236,612.00	--	--	--	490,543.00
--	64,130.00	--	27,939.00	--	172,235.00
<u>204,846.00</u>	<u>390,742.00</u>	<u>--</u>	<u>27,939.00</u>	<u>10,001,389.00</u>	<u>11,016,367.00</u>
2,064,600.00	1,117,591.00	71,290.00	452,646.00	26,750,808.00	35,053,591.00
573,268.00	--	--	1,173.00	--	1,447,190.00
<u>573,268.00</u>	<u>--</u>	<u>--</u>	<u>1,173.00</u>	<u>--</u>	<u>1,447,190.00</u>
52,263.00	91,750.00	--	1,548.00	103,549.00	384,387.00
--	--	--	--	--	1,690,045.00
50,106.00	--	--	--	61,793.00	111,899.00
--	--	--	11,680.00	--	61,635.00
<u>102,369.00</u>	<u>91,750.00</u>	<u>--</u>	<u>13,228.00</u>	<u>165,342.00</u>	<u>2,247,966.00</u>
79,250.00	43,713.00	--	--	--	146,128.00
1,276,159.00	587,052.00	--	20,122.00	--	2,512,533.00
2,821,657.00	--	--	225,454.00	--	6,059,254.00
--	--	--	--	2,494.00	2,494.00
<u>4,177,066.00</u>	<u>630,765.00</u>	<u>--</u>	<u>245,576.00</u>	<u>2,494.00</u>	<u>8,720,409.00</u>
4,279,435.00	722,515.00	--	258,804.00	167,836.00	10,968,375.00
422,594.00	--	--	(22,054.00)	--	867,115.00
<u>422,594.00</u>	<u>--</u>	<u>--</u>	<u>(22,054.00)</u>	<u>--</u>	<u>867,115.00</u>
204,846.00	390,742.00	--	27,939.00	--	1,014,978.00
(2,269,007.00)	4,334.00	71,290.00	189,130.00	26,582,972.00	23,650,313.00
<u>\$ (2,064,161.00)</u>	<u>\$ 395,076.00</u>	<u>\$ 71,290.00</u>	<u>\$ 217,069.00</u>	<u>\$ 26,582,972.00</u>	<u>\$ 24,665,291.00</u>

**STATE OF LOUISIANA
COMBINING STATEMENT OF ACTIVITIES
DISCRETE BOARDS & COMMISSIONS
FOR THE YEAR ENDED JUNE 30, 2015**

	PROGRAM REVENUES				NET (EXPENSE) REVENUE
	EXPENSES	CHARGES FOR SERVICES	OPERATING GRANTS & CONTRIBUTIONS	CAPITAL GRANTS & CONTRIBUTIONS	
NATCHITOCHEs HISTORIC DISTRICT DEVELOPMENT COMMISSION	\$ 358,691.00	\$ --	\$ --	\$ --	\$ (358,691.00)
STATE PLUMBING BOARD OF LOUISIANA	812,562.00	873,694.00	--	--	61,132.00
LOUISIANA BEEF INDUSTRY COUNCIL	399,082.00	308,239.00	--	--	(90,843.00)
LOUISIANA MOTOR VEHICLE COMMISSION	2,784,073.00	2,589,657.00	--	--	(194,416.00)
LOUISIANA STATE BOARD OF COSMETOLOGY	2,087,572.00	1,941,065.00	--	--	(146,507.00)
LOUISIANA STATE BOARD OF PRIVATE SECURITY EXAMINERS	958,613.00	875,055.00	--	--	(83,558.00)
LOUISIANA EGG COMMISSION	107,513.00	94,688.00	--	--	(12,825.00)
LOUISIANA STATE BOARD OF PRIVATE INVESTIGATOR EXAMINERS	289,430.00	303,413.00	--	--	13,983.00
RELAY ADMINISTRATION BOARD	1,001,989.00	--	--	--	(1,001,989.00)
TOTAL DISCRETE BOARDS & COMMISSIONS	\$ 8,799,525.00	\$ 6,985,811.00	\$ --	\$ --	\$ (1,813,714.00)

	GENERAL REVENUES			NET POSITION BEGINNING OF YEAR AS RESTATEd	NET POSITION END OF YEAR
	PAYMENTS FROM PRIMARY GOVERNMENT	OTHER GENERAL REVENUES	CHANGE IN NET POSITION		
NATCHITOCHEs HISTORIC DISTRICT DEVELOPMENT COMMISSION	\$ 360,000.00	\$ 144.00	\$ 1,453.00	\$ 44,942.00	\$ 46,395.00
STATE PLUMBING BOARD OF LOUISIANA	--	9,294.00	70,426.00	(238,597.00)	(168,171.00)
LOUISIANA BEEF INDUSTRY COUNCIL	--	1,156.00	(89,687.00)	402,647.00	312,960.00
LOUISIANA MOTOR VEHICLE COMMISSION	--	3,670.00	(190,746.00)	(537,393.00)	(728,139.00)
LOUISIANA STATE BOARD OF COSMETOLOGY	--	--	(146,507.00)	(1,917,654.00)	(2,064,161.00)
LOUISIANA STATE BOARD OF PRIVATE SECURITY EXAMINERS	--	--	(83,558.00)	478,634.00	395,076.00
LOUISIANA EGG COMMISSION	--	18,125.00	5,300.00	65,990.00	71,290.00
LOUISIANA STATE BOARD OF PRIVATE INVESTIGATOR EXAMINERS	--	750.00	14,733.00	202,336.00	217,069.00
RELAY ADMINISTRATION BOARD	--	1,370,963.00	368,974.00	26,213,998.00	26,582,972.00
TOTAL DISCRETE BOARDS & COMMISSIONS	\$ 360,000.00	\$ 1,404,102.00	\$ (49,612.00)	\$ 24,714,903.00	\$ 24,665,291.00



**STATE OF LOUISIANA
COMBINING STATEMENT OF NET POSITION
HUMAN SERVICES DISTRICTS
JUNE 30, 2015**

	ACADIANA AREA HUMAN SERVICES DISTRICT	CAPITAL AREA HUMAN SERVICES DISTRICT	CENTRAL LOUISIANA HUMAN SERVICES DISTRICT	FLORIDA PARISHES HUMAN SERVICES AUTHORITY
ASSETS				
CURRENT ASSETS:				
CASH & CASH EQUIVALENTS	\$ 661,347.00	\$ 1,800,915.00	\$ 1,089,149.00	\$ 1,091,195.57
RECEIVABLES (NET)	57,904.91	794,194.12	870,777.96	--
AMOUNTS DUE FROM PRIMARY GOVERNMENT DUE FROM FEDERAL GOVERNMENT	388,583.09	3,664.88	500,995.04	225,538.43
INVENTORIES	321,267.00	--	--	--
PREPAYMENTS	1,445.00	--	2,716.00	78,897.00
OTHER CURRENT ASSETS	--	10,582.00	--	6,584.00
TOTAL CURRENT ASSETS	<u>1,430,547.00</u>	<u>2,609,356.00</u>	<u>2,463,638.00</u>	<u>1,402,215.00</u>
NON-CURRENT ASSETS:				
RESTRICTED ASSETS				
CAPITAL ASSETS				
BUILDING & IMPROVEMENTS (NET)	--	--	--	--
MACHINERY & EQUIPMENT (NET)	9,728.00	14,270.00	--	20,571.00
CONSTRUCTION IN PROGRESS	--	--	--	--
TOTAL NON-CURRENT ASSETS	<u>9,728.00</u>	<u>14,270.00</u>	<u>--</u>	<u>20,571.00</u>
TOTAL ASSETS	<u>1,440,275.00</u>	<u>2,623,626.00</u>	<u>2,463,638.00</u>	<u>1,422,786.00</u>
DEFERRED OUTFLOW OF RESOURCES				
PENSION-RELATED DEFERRED OUTFLOWS OF RESOURCES	3,461,920.00	7,970,280.00	2,949,784.00	4,459,214.00
TOTAL DEFERRED OUTFLOWS OF RESOURCES	<u>3,461,920.00</u>	<u>7,970,280.00</u>	<u>2,949,784.00</u>	<u>4,459,214.00</u>
LIABILITIES				
CURRENT LIABILITIES:				
ACCOUNTS PAYABLE	763,362.00	1,370,902.00	1,379,311.00	832,020.12
AMOUNTS DUE TO PRIMARY GOVERNMENT	584,390.00	20,745.00	877,069.00	217,578.88
UNEARNED REVENUES	--	--	--	--
CURRENT PORTION OF LONG-TERM LIABILITIES:				
CONTRACTS PAYABLE	--	--	--	--
COMPENSATED ABSENCES PAYABLE	340,764.00	544,429.00	139,312.00	529,231.00
TOTAL CURRENT LIABILITIES	<u>1,688,516.00</u>	<u>1,936,076.00</u>	<u>2,395,692.00</u>	<u>1,578,830.00</u>
NONCURRENT LIABILITIES:				
NONCURRENT PORTION OF LONG-TERM LIABILITIES:				
COMPENSATED ABSENCES PAYABLE	318,033.00	832,900.00	403,628.00	291,936.00
NET OPEB OBLIGATION	1,804,900.00	16,184,500.00	784,300.00	9,048,000.00
NET PENSION LIABILITY	19,891,385.00	40,325,925.00	12,474,258.00	24,673,757.00
TOTAL NON-CURRENT LIABILITIES	<u>22,014,318.00</u>	<u>57,343,325.00</u>	<u>13,662,186.00</u>	<u>34,013,693.00</u>
TOTAL LIABILITIES	<u>23,702,834.00</u>	<u>59,279,401.00</u>	<u>16,057,878.00</u>	<u>35,592,523.00</u>
DEFERRED INFLOWS OF RESOURCES				
PENSION-RELATED DEFERRED INFLOWS OF RESOURCES	3,026,874.00	6,037,658.00	1,800,621.00	3,729,566.00
TOTAL DEFERRED INFLOWS OF RESOURCES	<u>3,026,874.00</u>	<u>6,037,658.00</u>	<u>1,800,621.00</u>	<u>3,729,566.00</u>
NET POSITION				
NET INVESTMENT IN CAPITAL ASSETS	9,728.00	14,270.00	--	20,571.00
UNRESTRICTED	(21,837,241.00)	(54,737,423.00)	(12,445,077.00)	(33,460,660.00)
TOTAL NET POSITION	<u>\$ (21,827,513.00)</u>	<u>\$ (54,723,153.00)</u>	<u>\$ (12,445,077.00)</u>	<u>\$ (33,440,089.00)</u>

IMPERIAL CALCASIEU HUMAN SERVICE AUTHORITY	JEFFERSON PARISH HUMAN SERVICES AUTHORITY	METROPOLITAN HUMAN SERVICES DISTRICT	NORTHEAST DELTA HUMAN SERVICES AUTHORITY	NORTHWEST LOUISIANA HUMAN SERVICES DISTRICT	SOUTH CENTRAL LOUISIANA HUMAN SERVICES AUTHORITY	TOTAL HUMAN SERVICES DISTRICTS
\$ 1,121,870.00	\$ 17,307,526.00	\$ 5,116,384.00	\$ 130,144.00	\$ 296,092.00	\$ 968,791.00	\$ 29,583,413.57
580,659.88	1,096,649.32	388,986.05	539,323.00	620,236.00	405,451.25	5,354,182.49
645,112.12	4,435.68	806,159.95	--	229.00	1,206,270.75	3,780,988.94
--	591,693.00	--	--	--	7,127.00	598,820.00
--	--	--	15,736.00	46,416.00	236,774.00	699,090.00
1,372.00	--	6,295.00	3,012.00	3,084.00	5,244.00	29,752.00
--	--	--	--	--	--	10,582.00
<u>2,349,014.00</u>	<u>19,000,304.00</u>	<u>6,317,825.00</u>	<u>688,215.00</u>	<u>966,057.00</u>	<u>2,829,658.00</u>	<u>40,056,829.00</u>
--	6,716,664.00	308,862.00	--	--	--	7,025,526.00
4,637.00	151,137.00	181,392.00	19,702.00	6,712.00	149,875.00	558,024.00
--	30,275.00	--	--	--	--	30,275.00
<u>4,637.00</u>	<u>6,898,076.00</u>	<u>490,254.00</u>	<u>19,702.00</u>	<u>6,712.00</u>	<u>149,875.00</u>	<u>7,613,825.00</u>
<u>2,353,651.00</u>	<u>25,898,380.00</u>	<u>6,808,079.00</u>	<u>707,917.00</u>	<u>972,769.00</u>	<u>2,979,533.00</u>	<u>47,670,654.00</u>
<u>1,236,910.00</u>	<u>4,874,069.00</u>	<u>3,152,242.00</u>	<u>3,280,978.00</u>	<u>3,567,626.00</u>	<u>3,245,821.00</u>	<u>38,198,844.00</u>
<u>1,236,910.00</u>	<u>4,874,069.00</u>	<u>3,152,242.00</u>	<u>3,280,978.00</u>	<u>3,567,626.00</u>	<u>3,245,821.00</u>	<u>38,198,844.00</u>
1,236,243.00	899,129.00	1,500,190.00	676,668.00	771,875.00	1,246,081.00	10,675,781.12
785,727.00	--	--	15,913.00	8,384.00	1,092,517.00	3,602,323.88
13,629.00	--	--	5,000.00	7,579.00	225.00	26,433.00
--	--	--	182,821.00	--	--	182,821.00
<u>187,176.00</u>	<u>398,784.00</u>	<u>488,270.00</u>	<u>274,023.00</u>	<u>218,790.00</u>	<u>378,103.00</u>	<u>3,498,882.00</u>
<u>2,222,775.00</u>	<u>1,297,913.00</u>	<u>1,988,460.00</u>	<u>1,154,425.00</u>	<u>1,006,628.00</u>	<u>2,716,926.00</u>	<u>17,986,241.00</u>
133,289.00	423,167.00	70,712.00	332,307.00	328,410.00	474,779.00	3,609,161.00
706,900.00	10,903,561.00	7,012,427.00	1,022,900.00	838,100.00	4,073,499.00	52,379,087.00
10,700,846.00	29,203,548.00	22,338,079.00	17,796,479.00	17,146,930.00	25,712,415.00	220,263,622.00
<u>11,541,035.00</u>	<u>40,530,276.00</u>	<u>29,421,218.00</u>	<u>19,151,686.00</u>	<u>18,313,440.00</u>	<u>30,260,693.00</u>	<u>276,251,870.00</u>
<u>13,763,810.00</u>	<u>41,828,189.00</u>	<u>31,409,678.00</u>	<u>20,306,111.00</u>	<u>19,320,068.00</u>	<u>32,977,619.00</u>	<u>294,238,111.00</u>
<u>2,074,156.00</u>	<u>4,410,342.00</u>	<u>3,270,592.00</u>	<u>2,628,080.00</u>	<u>2,590,415.00</u>	<u>3,798,532.00</u>	<u>33,366,836.00</u>
<u>2,074,156.00</u>	<u>4,410,342.00</u>	<u>3,270,592.00</u>	<u>2,628,080.00</u>	<u>2,590,415.00</u>	<u>3,798,532.00</u>	<u>33,366,836.00</u>
4,637.00	6,898,076.00	490,254.00	19,702.00	6,712.00	149,875.00	7,613,825.00
(12,252,042.00)	(22,364,158.00)	(25,210,203.00)	(18,964,998.00)	(17,376,800.00)	(30,700,672.00)	(249,349,274.00)
<u>\$ (12,247,405.00)</u>	<u>\$ (15,466,082.00)</u>	<u>\$ (24,719,949.00)</u>	<u>\$ (18,945,296.00)</u>	<u>\$ (17,370,088.00)</u>	<u>\$ (30,550,797.00)</u>	<u>\$ (241,735,449.00)</u>

**STATE OF LOUISIANA
COMBINING STATEMENT OF ACTIVITIES
HUMAN SERVICES DISTRICTS
FOR THE YEAR ENDED JUNE 30, 2015**

	PROGRAM REVENUES				NET (EXPENSE) REVENUE
	EXPENSES	CHARGES FOR SERVICES	OPERATING GRANTS & CONTRIBUTIONS	CAPITAL GRANTS & CONTRIBUTIONS	
ACADIANA AREA HUMAN SERVICES DISTRICT	\$ 16,923,848.00	\$ 3,302,614.00	\$ --	\$ --	\$ (13,621,234.00)
CAPITAL AREA HUMAN SERVICES DISTRICT	28,067,081.00	9,204,931.00	--	--	(18,862,150.00)
CENTRAL LOUISIANA HUMAN SERVICES DISTRICT	14,027,891.00	4,049,689.00	--	--	(9,978,202.00)
FLORIDA PARISHES HUMAN SERVICES AUTHORITY	17,958,156.00	2,471,497.00	--	--	(15,486,659.00)
IMPERIAL CALCASIEU HUMAN SERVICE AUTHORITY	9,657,491.00	2,267,564.00	--	--	(7,389,927.00)
JEFFERSON PARISH HUMAN SERVICES AUTHORITY	21,898,704.00	2,981,967.00	5,496,911.00	--	(13,419,826.00)
METROPOLITAN HUMAN SERVICES DISTRICT	26,226,757.00	1,322,394.00	6,053,664.00	--	(18,850,699.00)
NORTHEAST DELTA HUMAN SERVICES AUTHORITY	15,197,710.00	3,877,208.00	--	--	(11,320,502.00)
NORTHWEST LOUISIANA HUMAN SERVICES DISTRICT	14,396,387.00	4,688,532.00	--	--	(9,707,855.00)
SOUTH CENTRAL LOUISIANA HUMAN SERVICES AUTHORITY	21,136,627.00	5,767,816.00	--	--	(15,368,811.00)
TOTAL HUMAN SERVICES DISTRICTS	\$ 185,490,652.00	\$ 39,934,212.00	\$ 11,550,575.00	\$ --	\$ (134,005,865.00)

	GENERAL REVENUES			NET POSITION BEGINNING OF YEAR AS RESTATE	NET POSITION END OF YEAR
	PAYMENTS FROM PRIMARY GOVERNMENT	OTHER GENERAL REVENUES	CHANGE IN NET POSITION		
ACADIANA AREA HUMAN SERVICES DISTRICT	\$ 13,215,358.00	\$ 51,996.00	\$ (353,880.00)	\$ (21,473,633.00)	\$ (21,827,513.00)
CAPITAL AREA HUMAN SERVICES DISTRICT	17,959,545.00	531.00	(902,074.00)	(53,821,079.00)	(54,723,153.00)
CENTRAL LOUISIANA HUMAN SERVICES DISTRICT	10,098,854.00	7,306.00	127,958.00	(12,573,035.00)	(12,445,077.00)
FLORIDA PARISHES HUMAN SERVICES AUTHORITY	11,271,233.00	9,188.00	(4,206,238.00)	(29,233,851.00)	(33,440,089.00)
IMPERIAL CALCASIEU HUMAN SERVICE AUTHORITY	7,443,696.00	19,515.00	73,284.00	(12,320,689.00)	(12,247,405.00)
JEFFERSON PARISH HUMAN SERVICES AUTHORITY	14,246,929.00	1,913,491.00	2,740,594.00	(18,206,676.00)	(15,466,082.00)
METROPOLITAN HUMAN SERVICES DISTRICT	20,385,583.00	--	1,534,884.00	(26,254,833.00)	(24,719,949.00)
NORTHEAST DELTA HUMAN SERVICES AUTHORITY	10,131,952.00	9,426.00	(1,179,124.00)	(17,766,172.00)	(18,945,296.00)
NORTHWEST LOUISIANA HUMAN SERVICES DISTRICT	9,255,900.00	48,289.00	(403,666.00)	(16,966,422.00)	(17,370,088.00)
SOUTH CENTRAL LOUISIANA HUMAN SERVICES AUTHORITY	15,568,652.00	79,251.00	279,092.00	(30,829,889.00)	(30,550,797.00)
TOTAL HUMAN SERVICES DISTRICTS	\$ 129,577,702.00	\$ 2,138,993.00	\$ (2,289,170.00)	\$ (239,446,279.00)	\$ (241,735,449.00)



**STATE OF LOUISIANA
COMBINING STATEMENT OF NET POSITION
DISCRETE LEVEE DISTRICTS
JUNE 30, 2015**

	ATCHAFALAYA BASIN LEVEE DISTRICT	BAYOU D'ARBONNE LAKE WATERSHED DISTRICT	BOSSIER LEVEE DISTRICT	BUNCHES BEND PROTECTION DISTRICT	CADDO LEVEE DISTRICT
ASSETS					
CURRENT ASSETS:					
CASH & CASH EQUIVALENTS	\$ 579,311.00	\$ 236,073.00	\$ 201,861.00	\$ 177,453.00	\$ 14,369,614.00
RESTRICTED CASH & CASH EQUIVALENTS	--	--	--	--	--
INVESTMENTS	--	--	10,391,575.00	--	18,067,626.00
RECEIVABLES (NET)	1,792.00	12,718.00	60,176.00	446,177.00	192,458.00
AMOUNTS DUE FROM PRIMARY GOVERNMENT	--	--	--	--	--
INVENTORIES	--	--	--	--	--
PREPAYMENTS	--	--	--	--	32,396.00
NOTES RECEIVABLE	--	--	--	--	--
OTHER CURRENT ASSETS	--	--	--	--	--
TOTAL CURRENT ASSETS	<u>581,103.00</u>	<u>248,791.00</u>	<u>10,653,612.00</u>	<u>623,630.00</u>	<u>32,662,094.00</u>
NON-CURRENT ASSETS:					
RESTRICTED ASSETS					
CASH	--	--	--	566,042.00	--
INVESTMENTS	14,414,218.00	--	--	--	--
CAPITAL ASSETS					
LAND	16,000.00	14,970.00	364,619.00	--	1,706,986.00
BUILDING & IMPROVEMENTS (NET)	1,571,472.00	--	657,945.00	--	1,342,476.00
MACHINERY & EQUIPMENT (NET)	1,687,946.00	--	688,396.00	--	943,106.00
INFRASTRUCTURE (NET)	--	--	--	--	--
CONSTRUCTION IN PROGRESS	--	--	--	4,150,271.00	--
OTHER NONCURRENT ASSETS	--	--	--	--	1,192,036.00
TOTAL NON-CURRENT ASSETS	<u>17,689,636.00</u>	<u>14,970.00</u>	<u>1,710,960.00</u>	<u>4,716,313.00</u>	<u>5,184,604.00</u>
TOTAL ASSETS	<u>18,270,739.00</u>	<u>263,761.00</u>	<u>12,364,572.00</u>	<u>5,339,943.00</u>	<u>37,846,698.00</u>
DEFERRED OUTFLOW OF RESOURCES					
PENSION-RELATED DEFERRED OUTFLOWS OF RESOURCES	463,516.00	--	--	--	472,027.00
TOTAL DEFERRED OUTFLOWS OF RESOURCES	<u>463,516.00</u>	<u>--</u>	<u>--</u>	<u>--</u>	<u>472,027.00</u>
LIABILITIES					
CURRENT LIABILITIES:					
ACCOUNTS PAYABLE	339,639.00	2,550.00	35,089.00	23,424.00	38,556.00
AMOUNTS DUE TO PRIMARY GOVERNMENT	--	--	--	--	--
UNEARNED REVENUES	--	--	--	--	60,782.00
OTHER CURRENT LIABILITIES	30,130.00	--	--	--	--
CURRENT PORTION OF LONG-TERM LIABILITIES:					
CONTRACTS PAYABLE	--	--	--	--	--
COMPENSATED ABSENCES PAYABLE	--	--	--	--	48,255.00
CAPITAL LEASE OBLIGATIONS	--	--	--	--	--
BONDS PAYABLE	--	--	--	200,000.00	--
TOTAL CURRENT LIABILITIES	<u>369,769.00</u>	<u>2,550.00</u>	<u>35,089.00</u>	<u>223,424.00</u>	<u>147,593.00</u>
NONCURRENT LIABILITIES:					
NONCURRENT PORTION OF LONG-TERM LIABILITIES:					
COMPENSATED ABSENCES PAYABLE	260,882.00	--	82,557.00	--	34,998.00
CAPITAL LEASE OBLIGATIONS	--	--	--	--	--
BONDS PAYABLE	--	--	--	4,405,000.00	--
NET OPEB OBLIGATION	5,709,176.00	--	--	--	656,085.00
NET PENSION LIABILITY	6,028,183.00	--	--	--	1,998,049.00
TOTAL NON-CURRENT LIABILITIES	<u>11,998,241.00</u>	<u>--</u>	<u>82,557.00</u>	<u>4,405,000.00</u>	<u>2,689,132.00</u>
TOTAL LIABILITIES	<u>12,368,010.00</u>	<u>2,550.00</u>	<u>117,646.00</u>	<u>4,628,424.00</u>	<u>2,836,725.00</u>
DEFERRED INFLOWS OF RESOURCES					
PENSION-RELATED DEFERRED INFLOWS OF RESOURCES	--	--	--	--	309,354.00
TOTAL DEFERRED INFLOWS OF RESOURCES	<u>--</u>	<u>--</u>	<u>--</u>	<u>--</u>	<u>309,354.00</u>
NET POSITION					
NET INVESTMENT IN CAPITAL ASSETS	3,275,418.00	14,970.00	1,710,960.00	(467,054.00)	3,992,568.00
RESTRICTED FOR CAPITAL PROJECTS	--	--	--	206,899.00	--
RESTRICTED FOR DEBT SERVICE	--	--	--	349,847.00	--
RESTRICTED FOR OTHER PURPOSES	--	--	--	--	--
UNRESTRICTED	3,090,827.00	246,241.00	10,535,966.00	621,827.00	31,180,078.00
TOTAL NET POSITION	<u>\$ 6,366,245.00</u>	<u>\$ 261,211.00</u>	<u>\$ 12,246,926.00</u>	<u>\$ 711,519.00</u>	<u>\$ 35,172,646.00</u>

FIFTH LOUISIANA LEVEE DISTRICT	GRAND ISLE INDEPENDENT LEVEE DISTRICT	LAFITTE AREA INDEPENDENT LEVEE DISTRICT	LAFOURCHE BASIN LEVEE DISTRICT	NATCHITOCHE LEVEE AND DRAINAGE DISTRICT	NINETEENTH LOUISIANA LEVEE DISTRICT	NORTH LAFOURCHE CONSERVATION, LEVEE AND DRAINAGE DISTRICT	PONCHARTRAIN LEVEE DISTRICT
\$ 14,037.00	\$ 277,887.00	\$ 176,618.00	\$ 514,190.00	\$ 1,965,098.00	\$ 233,397.00	\$ 4,201,545.00	\$ 9,986,352.00
--	--	--	--	--	--	--	--
950,000.00	--	--	10,722,910.00	--	65,497.00	--	16,498,426.00
218,367.00	1,178,343.00	521,357.24	3,558,779.00	--	--	3,345,377.00	76,783.00
--	--	328,790.76	--	--	--	--	--
--	--	--	--	--	--	--	39,051.00
78,697.00	--	20,735.00	--	--	--	7,500.00	283,246.00
--	--	--	7,405.00	--	--	--	--
--	--	--	--	12,665.00	--	--	--
<u>1,261,101.00</u>	<u>1,456,230.00</u>	<u>1,047,501.00</u>	<u>14,803,284.00</u>	<u>1,977,763.00</u>	<u>298,894.00</u>	<u>7,554,422.00</u>	<u>26,883,858.00</u>
--	--	--	--	--	--	--	--
--	--	--	--	--	--	--	--
5,624,754.00	--	511,802.00	130,227.00	--	--	1,434,547.00	1,097,676.00
223,675.00	--	--	236,845.00	1,017,645.00	91,723.00	262,407.00	709,584.00
750,566.00	6,133.00	64,518.00	1,191,354.00	105,932.00	--	1,561,716.00	981,682.00
--	4,283,544.00	10,102,095.00	--	--	--	14,626,395.00	18,784,816.00
--	1,542,085.00	8,668,239.00	--	--	20,461.00	--	--
--	--	--	--	--	--	125.00	--
<u>6,598,995.00</u>	<u>5,831,762.00</u>	<u>19,346,654.00</u>	<u>1,558,426.00</u>	<u>1,123,577.00</u>	<u>112,184.00</u>	<u>17,885,190.00</u>	<u>21,573,758.00</u>
<u>7,860,096.00</u>	<u>7,287,992.00</u>	<u>20,394,155.00</u>	<u>16,361,710.00</u>	<u>3,101,340.00</u>	<u>411,078.00</u>	<u>25,439,612.00</u>	<u>48,457,616.00</u>
<u>225,748.00</u>	--	<u>63,226.00</u>	--	<u>48,846.00</u>	--	--	<u>1,939,320.00</u>
<u>225,748.00</u>	--	<u>63,226.00</u>	--	<u>48,846.00</u>	--	--	<u>1,939,320.00</u>
62,754.50	--	777,451.00	61,560.00	48,924.00	1,651.00	886,506.00	438,460.00
7.50	--	--	--	--	--	--	--
--	--	--	125,741.00	--	--	--	--
--	--	--	--	--	287.00	--	--
--	1,045,248.00	--	--	--	--	--	--
141,303.00	--	--	--	--	--	--	--
--	--	--	--	--	--	--	--
<u>204,065.00</u>	<u>1,045,248.00</u>	<u>777,451.00</u>	<u>187,301.00</u>	<u>48,924.00</u>	<u>1,938.00</u>	<u>886,506.00</u>	<u>438,460.00</u>
--	--	--	--	--	--	--	--
68,299.00	--	--	119,709.00	14,909.00	--	26,896.00	230,384.00
151,702.00	--	--	--	--	--	--	--
--	--	--	--	--	--	--	--
229,659.00	--	--	1,885,590.00	183,423.00	--	21,300.00	4,547,416.00
1,524,379.00	--	334,594.00	--	234,483.00	--	--	6,272,213.00
1,974,039.00	--	334,594.00	2,005,299.00	432,815.00	--	48,196.00	11,050,013.00
<u>2,178,104.00</u>	<u>1,045,248.00</u>	<u>1,112,045.00</u>	<u>2,192,600.00</u>	<u>481,739.00</u>	<u>1,938.00</u>	<u>934,702.00</u>	<u>11,488,473.00</u>
<u>221,695.00</u>	--	<u>48,340.00</u>	--	<u>33,957.00</u>	--	--	<u>955,027.00</u>
<u>221,695.00</u>	--	<u>48,340.00</u>	--	<u>33,957.00</u>	--	--	<u>955,027.00</u>
6,305,990.00	4,786,514.00	19,346,654.00	1,558,426.00	1,123,577.00	112,184.00	17,885,065.00	21,573,758.00
--	--	--	--	--	--	--	--
--	--	--	--	--	--	--	--
--	--	--	--	--	--	--	--
(619,945.00)	1,456,230.00	(49,658.00)	12,610,684.00	1,510,913.00	296,956.00	6,619,845.00	16,379,678.00
<u>\$ 5,686,045.00</u>	<u>\$ 6,242,744.00</u>	<u>\$ 19,296,996.00</u>	<u>\$ 14,169,110.00</u>	<u>\$ 2,634,490.00</u>	<u>\$ 409,140.00</u>	<u>\$ 24,504,910.00</u>	<u>\$ 37,953,436.00</u>

**STATE OF LOUISIANA
COMBINING STATEMENT OF NET POSITION
DISCRETE LEVEE DISTRICTS
JUNE 30, 2015**

	RED RIVER, ATCHAFALAYA AND BAYOU BOUEF LEVEE DISTRICT	RED RIVER LEVEE AND DRAINAGE DISTRICT	SOUTH LAFOURCHE LEVEE DISTRICT	TENSAS BASIN LEVEE DISTRICT	TOTAL DISCRETE LEVEE DISTRICTS
ASSETS					
CURRENT ASSETS:					
CASH & CASH EQUIVALENTS	\$ 2,956,159.00	\$ 2,125,843.00	\$ 1,074,773.00	\$ 1,956,008.00	\$ 41,046,219.00
RESTRICTED CASH & CASH EQUIVALENTS	--	--	--	10,989.00	10,989.00
INVESTMENTS	--	--	14,797,482.00	5,580,594.00	77,074,110.00
RECEIVABLES (NET)	--	10.00	1,573,980.34	293,464.00	11,479,781.58
AMOUNTS DUE FROM PRIMARY GOVERNMENT	--	--	442,642.66	--	771,433.42
INVENTORIES	--	--	--	--	39,051.00
PREPAYMENTS	--	--	--	--	422,574.00
NOTES RECEIVABLE	--	--	--	--	7,405.00
OTHER CURRENT ASSETS	--	--	16,561.00	--	29,226.00
TOTAL CURRENT ASSETS	<u>2,956,159.00</u>	<u>2,125,853.00</u>	<u>17,905,439.00</u>	<u>7,841,055.00</u>	<u>130,880,789.00</u>
NON-CURRENT ASSETS:					
RESTRICTED ASSETS					
CASH	--	--	--	--	566,042.00
INVESTMENTS	--	--	--	--	14,414,218.00
CAPITAL ASSETS					
LAND	412,005.00	--	1,477,973.00	735,736.00	13,527,295.00
BUILDING & IMPROVEMENTS (NET)	144,623.00	--	200,158.00	558,832.00	7,017,385.00
MACHINERY & EQUIPMENT (NET)	368,943.00	--	246,532.00	1,488,256.00	10,085,080.00
INFRASTRUCTURE (NET)	--	--	31,938,926.00	1,429,591.00	81,165,367.00
CONSTRUCTION IN PROGRESS	--	--	--	56,446.00	14,437,502.00
OTHER NONCURRENT ASSETS	--	--	3,385.00	--	1,195,546.00
TOTAL NON-CURRENT ASSETS	<u>925,571.00</u>	<u>--</u>	<u>33,866,974.00</u>	<u>4,268,861.00</u>	<u>142,408,435.00</u>
TOTAL ASSETS	<u>3,881,730.00</u>	<u>2,125,853.00</u>	<u>51,772,413.00</u>	<u>12,109,916.00</u>	<u>273,289,224.00</u>
DEFERRED OUTFLOW OF RESOURCES					
PENSION-RELATED DEFERRED OUTFLOWS OF RESOURCES	511,260.00	--	520,236.00	677,232.00	4,921,411.00
TOTAL DEFERRED OUTFLOWS OF RESOURCES	<u>511,260.00</u>	<u>--</u>	<u>520,236.00</u>	<u>677,232.00</u>	<u>4,921,411.00</u>
LIABILITIES					
CURRENT LIABILITIES:					
ACCOUNTS PAYABLE	29,402.00	8,534.00	460,343.40	100,353.00	3,315,196.90
AMOUNTS DUE TO PRIMARY GOVERNMENT	--	--	2,212.60	--	2,220.10
UNEARNED REVENUES	--	--	75,595.00	--	262,118.00
OTHER CURRENT LIABILITIES	--	--	17,860.00	--	48,277.00
CURRENT PORTION OF LONG-TERM LIABILITIES:					
CONTRACTS PAYABLE	--	--	1,917,917.00	--	2,963,165.00
COMPENSATED ABSENCES PAYABLE	20,923.00	--	27,868.00	--	97,046.00
CAPITAL LEASE OBLIGATIONS	--	--	--	--	141,303.00
BONDS PAYABLE	--	--	715,000.00	--	915,000.00
TOTAL CURRENT LIABILITIES	<u>50,325.00</u>	<u>8,534.00</u>	<u>3,216,796.00</u>	<u>100,353.00</u>	<u>7,744,326.00</u>
NONCURRENT LIABILITIES:					
NONCURRENT PORTION OF LONG-TERM LIABILITIES:					
COMPENSATED ABSENCES PAYABLE	94,809.00	--	83,605.00	149,487.00	1,166,535.00
CAPITAL LEASE OBLIGATIONS	--	--	--	--	151,702.00
BONDS PAYABLE	--	--	1,565,000.00	--	5,970,000.00
NET OPEB OBLIGATION	2,536,660.00	--	1,365,589.00	840,738.00	17,975,636.00
NET PENSION LIABILITY	2,821,492.00	--	2,566,062.00	4,450,719.00	26,230,174.00
TOTAL NON-CURRENT LIABILITIES	<u>5,452,961.00</u>	<u>--</u>	<u>5,580,256.00</u>	<u>5,440,944.00</u>	<u>51,494,047.00</u>
TOTAL LIABILITIES	<u>5,503,286.00</u>	<u>8,534.00</u>	<u>8,797,052.00</u>	<u>5,541,297.00</u>	<u>59,238,373.00</u>
DEFERRED INFLOWS OF RESOURCES					
PENSION-RELATED DEFERRED INFLOWS OF RESOURCES	407,222.00	--	385,717.00	652,834.00	3,014,146.00
TOTAL DEFERRED INFLOWS OF RESOURCES	<u>407,222.00</u>	<u>--</u>	<u>385,717.00</u>	<u>652,834.00</u>	<u>3,014,146.00</u>
NET POSITION					
NET INVESTMENT IN CAPITAL ASSETS	925,571.00	--	31,583,589.00	4,268,861.00	117,997,051.00
RESTRICTED FOR CAPITAL PROJECTS	--	--	--	--	206,899.00
RESTRICTED FOR DEBT SERVICE	--	--	--	--	349,847.00
RESTRICTED FOR OTHER PURPOSES	--	--	--	10,989.00	10,989.00
UNRESTRICTED	(2,443,089.00)	2,117,319.00	11,526,291.00	2,313,167.00	97,393,330.00
TOTAL NET POSITION	<u>\$ (1,517,518.00)</u>	<u>\$ 2,117,319.00</u>	<u>\$ 43,109,880.00</u>	<u>\$ 6,593,017.00</u>	<u>\$ 215,958,116.00</u>

**STATE OF LOUISIANA
COMBINING STATEMENT OF ACTIVITIES
DISCRETE LEVEE DISTRICTS
FOR THE YEAR ENDED JUNE 30, 2015**

	PROGRAM REVENUES				NET (EXPENSE) REVENUE
	EXPENSES	CHARGES FOR SERVICES	OPERATING GRANTS & CONTRIBUTIONS	CAPITAL GRANTS & CONTRIBUTIONS	
ATCHAFALAYA BASIN LEVEE DISTRICT	\$ 5,861,017.00	\$ 65,958.00	\$ --	\$ --	\$ (5,795,059.00)
BAYOU D'ARBONNE LAKE WATERSHED DISTRICT	90,895.00	--	36,777.00	--	(54,118.00)
BOSSIER LEVEE DISTRICT	2,218,744.00	--	--	--	(2,218,744.00)
BUNCHES BEND PROTECTION DISTRICT	197,411.00	--	--	--	(197,411.00)
CADDO LEVEE DISTRICT	2,825,495.00	--	--	--	(2,825,495.00)
FIFTH LOUISIANA LEVEE DISTRICT	1,806,162.00	425.00	--	--	(1,805,737.00)
GRAND ISLE INDEPENDENT LEVEE DISTRICT	261,535.00	--	--	1,539,481.00	1,277,946.00
LAFITTE AREA INDEPENDENT LEVEE DISTRICT	560,486.00	--	39,645.00	5,933,071.00	5,412,230.00
LAFOURCHE BASIN LEVEE DISTRICT	4,155,289.00	--	--	--	(4,155,289.00)
NATCHITOCHE LEVEE AND DRAINAGE DISTRICT	622,442.00	--	--	--	(622,442.00)
NINETEENTH LOUISIANA LEVEE DISTRICT	49,188.00	--	--	--	(49,188.00)
NORTH LAFOURCHE CONSERVATION, LEVEE AND DRAINAGE DISTRICT	1,967,961.00	--	72,958.00	269,719.00	(1,625,284.00)
PONCHARTRAIN LEVEE DISTRICT	10,288,002.00	--	--	--	(10,288,002.00)
RED RIVER, ATCHAFALAYA AND BAYOU BOUEF LEVEE DISTRICT	2,699,758.00	--	--	--	(2,699,758.00)
RED RIVER LEVEE AND DRAINAGE DISTRICT	96,341.00	--	--	--	(96,341.00)
SOUTH LAFOURCHE LEVEE DISTRICT	19,997,869.00	--	239,827.00	--	(19,758,042.00)
TENSAS BASIN LEVEE DISTRICT	4,798,122.00	--	771,538.00	--	(4,026,584.00)
TOTAL DISCRETE LEVEE DISTRICTS	\$ 58,496,717.00	\$ 66,383.00	\$ 1,160,745.00	\$ 7,742,271.00	\$ (49,527,318.00)

	GENERAL REVENUES			NET POSITION BEGINNING OF YEAR AS RESTATED	NET POSITION END OF YEAR
	PAYMENTS FROM PRIMARY GOVERNMENT	OTHER GENERAL REVENUES	CHANGE IN NET POSITION		
ATCHAFALAYA BASIN LEVEE DISTRICT	\$ --	\$ 7,413,101.00	\$ 1,618,042.00	\$ 4,748,203.00	\$ 6,366,245.00
BAYOU D'ARBONNE LAKE WATERSHED DISTRICT	--	62,038.00	7,920.00	253,291.00	261,211.00
BOSSIER LEVEE DISTRICT	--	3,080,697.00	861,953.00	11,384,973.00	12,246,926.00
BUNCHES BEND PROTECTION DISTRICT	--	481,876.00	284,465.00	427,054.00	711,519.00
CADDO LEVEE DISTRICT	--	3,197,386.00	371,891.00	34,800,755.00	35,172,646.00
FIFTH LOUISIANA LEVEE DISTRICT	683,774.00	1,664,509.00	542,546.00	5,143,499.00	5,686,045.00
GRAND ISLE INDEPENDENT LEVEE DISTRICT	--	189,490.00	1,467,436.00	4,775,308.00	6,242,744.00
LAFITTE AREA INDEPENDENT LEVEE DISTRICT	--	271,621.00	5,683,851.00	13,613,145.00	19,296,996.00
LAFOURCHE BASIN LEVEE DISTRICT	69,472.00	3,819,667.00	(266,150.00)	14,435,260.00	14,169,110.00
NATCHITOCHE LEVEE AND DRAINAGE DISTRICT	47,953.00	833,173.00	258,684.00	2,375,806.00	2,634,490.00
NINETEENTH LOUISIANA LEVEE DISTRICT	--	78,387.00	29,199.00	379,941.00	409,140.00
NORTH LAFOURCHE CONSERVATION, LEVEE AND DRAINAGE DISTRICT	--	4,059,575.00	2,434,291.00	22,070,619.00	24,504,910.00
PONCHARTRAIN LEVEE DISTRICT	--	10,633,942.00	345,940.00	37,607,496.00	37,953,436.00
RED RIVER, ATCHAFALAYA AND BAYOU BOUEF LEVEE DISTRICT	--	2,859,648.00	159,890.00	(1,677,408.00)	(1,517,518.00)
RED RIVER LEVEE AND DRAINAGE DISTRICT	--	676,511.00	580,170.00	1,537,149.00	2,117,319.00
SOUTH LAFOURCHE LEVEE DISTRICT	--	13,525,110.00	(6,232,932.00)	49,342,812.00	43,109,880.00
TENSAS BASIN LEVEE DISTRICT	113,684.00	3,811,649.00	(101,251.00)	6,694,268.00	6,593,017.00
TOTAL DISCRETE LEVEE DISTRICTS	\$ 914,883.00	\$ 56,658,380.00	\$ 8,045,945.00	\$ 207,912,171.00	\$ 215,958,116.00

STATE OF LOUISIANA
GENERAL GOVERNMENTAL REVENUES BY CATEGORY
LAST TEN FISCAL YEARS

REVENUES REFLECT INTERAGENCY TRANSFER ELIMINATION.

GOVERNMENTAL FUND TYPES	2015	2014	2013	2012	2011	2010	2009	2008	2007	2006
INTERGOVERNMENTAL REVENUES	\$ 11,435,409,241	\$ 11,553,209,000	\$ 11,543,881,000	\$ 12,930,021,000	\$ 13,823,449,000	\$ 13,469,624,000	\$ 14,053,062,000	\$ 14,192,359,000	\$ 13,011,045,000	\$ 9,727,962,000
TAXES:										
CORPORATE INCOME TAXES	278,020,716	438,767,560	261,680,532	228,508,798	196,731,692	307,605,628	599,993,896	695,154,536	831,148,191	448,697,208
INDIVIDUAL INCOME TAXES	2,873,958,107	2,726,248,852	2,619,450,699	2,514,068,438	2,370,197,593	2,312,743,869	2,940,632,900	3,073,453,606	3,214,193,004	2,501,119,910
SALES AND USE TAXES	3,106,918,600	2,923,336,235	2,825,751,448	2,815,918,703	2,812,803,326	2,573,381,492	2,963,758,000	3,124,185,000	3,093,738,375	3,054,902,602
SEVERANCE TAXES	712,051,932	826,939,053	847,140,549	847,785,106	759,027,413	778,655,673	870,343,454	1,087,953,742	909,982,266	724,852,780
TOBACCO TAXES	153,961,431	130,045,821	124,193,741	134,913,200	142,655,000	135,883,000	104,904,378	96,505,008	103,252,960	137,739,000
FRANCHISE TAXES	97,830,880	160,178,216	83,903,970	83,595,318	65,577,230	138,123,789	212,702,577	233,788,859	299,601,779	262,391,703
GAS AND FUELS TAXES	610,969,198	588,854,025	582,972,298	596,053,490	613,535,728	626,474,018	572,908,000	574,506,504	558,057,053	501,692,924
INSURANCE PREMIUM TAXES	454,081,223	452,973,112	428,373,912	367,078,841	377,618,197	339,672,000	307,106,000	311,788,000	276,240,000	200,751,000
ALCOHOL TAXES	57,579,589	56,967,395	56,879,316	56,868,820	55,947,333	55,330,815	56,881,277	55,347,967	54,337,138	53,130,676
OCCUPANCY TAXES	59,149,692	--	--	--	--	--	--	--	--	--
OTHER TAXES	63,036,333	388,099,731	321,935,535	282,514,286	274,355,488	195,021,716	307,213,518	322,510,778	314,711,234	233,270,197
TOTAL TAXES	8,467,557,701	8,692,410,000	8,152,282,000	7,927,305,000	7,668,449,000	7,462,892,000	8,936,444,000	9,575,194,000	9,655,262,000	8,118,548,000
GAMING	892,336,262	848,879,572	838,500,489	831,227,000	810,424,000	671,527,000	719,530,000	746,993,000	730,812,000	715,446,000
TOBACCO SETTLEMENT	139,124,019	140,295,876	210,625,262	141,240,184	138,518,462	146,841,000	175,503,303	160,626,497	138,124,000	131,951,838
USE OF MONEY AND PROPERTY:										
MINERAL SETTLEMENTS, ROYALTIES, BONUSES & RENTALS	396,393,156	449,621,380	469,720,589	497,882,880	493,293,410	425,150,180	618,596,520	774,427,615	533,466,162	395,926,529
INTEREST AND DIVIDENDS	123,327,404	153,573,900	225,133,227	183,962,401	240,195,876	307,692,715	410,048,356	520,304,742	360,667,280	259,181,742
CHANGE IN FAIR VALUE OF INVESTMENTS	38,249,271	82,770,100	(78,205,227)	(11,946,401)	(6,199,876)	(2,642,715)	(62,059,356)	(110,296,742)	(9,229,280)	4,829,258
USE OF MONEY AND PROPERTY-OTHER	35,712,251	229,735,620	67,345,411	175,028,120	198,392,590	277,779,820	196,770,480	332,327,385	357,802,838	50,302,471
TOTAL USE OF MONEY AND PROPERTY	593,682,082	915,701,000	683,994,000	844,927,000	925,682,000	1,007,980,000	1,163,356,000	1,516,763,000	1,242,707,000	710,240,000
LICENSES, PERMITS AND FEES	1,055,347,926	897,489,000	886,465,000	911,723,000	775,640,000	633,600,000	637,350,000	629,226,000	604,204,000	588,034,000
SALES OF COMMODITIES AND SERVICES	996,065,699	863,538,000	876,564,000	948,106,000	916,938,000	933,549,000	1,073,318,000	1,067,478,000	1,074,537,000	1,320,721,000
OTHER SETTLEMENTS	245,673,574	44,785,000	87,519,000	13,996,000	258,631,000	--	--	--	--	--
UNCLAIMED PROPERTY	32,613,857	49,169,397	47,373,036	40,214,102	32,783,968	33,489,119	25,697,381	26,081,985	21,559,870	23,125,603
GIFTS, DONATIONS, AND CONTRIBUTIONS	67,786,725	--	--	--	--	--	--	--	--	--
OTHER	253,765,446	557,217,603	640,739,964	225,243,898	275,674,032	672,631,881	521,637,619	516,571,015	544,836,130	414,591,397
TOTAL GOVERNMENTAL REVENUES	\$ 24,179,362,532	\$ 24,562,694,448	\$ 23,967,943,751	\$ 24,814,003,184	\$ 25,626,189,462	\$ 25,032,134,000	\$ 27,305,898,303	\$ 28,431,292,497	\$ 27,023,087,000	\$ 21,750,619,838

STATE OF LOUISIANA
GENERAL GOVERNMENTAL EXPENDITURES BY FUNCTION
LAST TEN FISCAL YEARS

EXPENDITURES REFLECT INTERAGENCY TRANSFER ELIMINATION

	2015*	2014*	2013*	2012*	2011*	2010	2009	2008	2007	2006
GENERAL GOVERNMENT	\$ 2,528,333,263	\$ 4,394,816,000	\$ 3,904,596,000	\$ 4,819,183,000	\$ 5,764,484,000	\$ 4,911,766,000	\$ 6,435,832,000	\$ 8,172,304,000	\$ 6,473,720,000	\$ 4,373,467,000
CULTURE, RECREATION & TOURISM	90,775,774	82,379,000	85,632,000	90,700,000	82,009,000	71,088,000	97,709,000	129,615,000	92,220,000	61,264,000
TRANSPORTATION & DEVELOPMENT	504,012,232	461,917,000	437,582,000	435,706,000	428,301,000	424,007,000	438,634,000	433,359,000	385,408,000	350,486,000
PUBLIC SAFETY	1,626,167,285	310,580,000	310,727,000	307,151,000	306,984,000	296,083,000	305,054,000	290,245,000	321,763,000	303,951,000
HEALTH & WELFARE	10,825,666,263	10,174,503,000	10,147,086,000	9,884,320,000	9,671,602,000	9,497,394,000	9,372,783,000	8,330,132,000	7,564,017,000	7,386,464,000
CORRECTIONS	682,702,510	597,220,000	627,148,000	601,057,000	620,948,000	612,723,000	666,542,000	606,876,000	535,772,000	542,143,000
YOUTH DEVELOPMENT	85,886,802	103,472,000	98,823,000	110,992,000	125,651,000	138,506,000	154,821,000	155,475,000	120,926,000	115,369,000
CONSERVATION & ENVIRONMENT	287,763,396	240,356,000	275,245,000	247,954,000	259,065,000	463,913,000	368,850,000	324,512,000	274,861,000	235,235,000
EDUCATION	5,961,202,568	6,102,924,000	6,304,682,000	6,287,826,000	6,263,206,000	6,319,886,000	6,713,924,000	6,587,432,000	5,940,907,000	5,253,731,000
AGRICULTURE & FORESTRY	80,807,579	--	--	--	--	--	--	--	--	--
ECONOMIC DEVELOPMENT	225,704,527	--	--	--	--	--	--	--	--	--
MILITARY & VETERANS AFFAIRS	124,968,796	--	--	--	--	--	--	--	--	--
WORKFORCE SUPPORT & TRAINING	230,725,657	--	--	--	--	--	--	--	--	--
OTHER	--	--	20,239,000	15,751,000	21,641,000	21,284,000	20,403,000	20,495,000	19,663,000	6,359,000
INTERGOVERNMENTAL	--	524,373,000	456,230,000	445,401,000	430,763,000	398,377,000	485,874,000	540,504,000	465,047,000	754,737,000
DEBT SERVICE	283,634,126	88,962,000	65,867,000	64,986,000	66,024,000	68,576,000	75,547,000	47,572,000	49,194,000	44,930,000
GENERAL FUND	23,538,350,778	23,081,502,000	22,733,857,000	23,311,027,000	24,040,678,000	23,223,603,000	25,135,973,000	25,638,521,000	22,243,498,000	19,428,136,000
SPECIAL REVENUE FUNDS	66,879,334	63,547,000	69,315,000	104,849,000	95,902,000	321,125,000	313,912,000	382,414,000	315,938,000	274,857,000
DEBT SERVICE FUNDS	332,397,915	1,465,000,000	593,311,000	518,358,000	499,208,000	499,885,000	501,022,000	484,857,000	475,073,000	318,546,000
CAPITAL OUTLAY FUNDS	1,866,808,658	1,596,212,000	1,843,811,000	2,000,974,000	2,502,456,000	2,384,130,000	2,941,236,000	2,254,867,000	1,696,915,000	1,621,367,000
PERMANENT FUNDS	26,319,001	26,860,000	30,957,000	25,560,000	53,741,000	23,879,000	23,393,000	26,503,000	22,583,000	24,884,000
TOTAL GOVERNMENTAL FUND TYPES	\$ 25,830,755,686	\$ 26,233,121,000	\$ 25,271,251,000	\$ 25,960,768,000	\$ 27,191,985,000	\$ 26,452,622,000	\$ 28,915,536,000	\$ 28,787,162,000	\$ 24,754,007,000	\$ 21,667,790,000

* In 2010-2011 and thereafter, a majority of the Special Revenue Funds were reclassified to General Fund Statutory Dedication Funds as per GASB 54. These funds are recorded in the General Fund.

STATE OF LOUISIANA
 ACTUAL & BUDGET COMPARISON
 MAJOR STATE REVENUE
 BOND SECURITY AND GENERAL FUND
 FOR THE FISCAL YEAR 2014-2015

AGENCY NUMBER	BUDGET UNIT NAME	TOTAL MAJOR STATE	FINAL BUDGET MAJOR STATE	VARIANCE (UNFAVORABLE)
OFFICE OF THE GOVERNOR				
01-100	EXECUTIVE OFFICE	\$ 2,521	\$ --	\$ 2,521
01-103	MENTAL HEALTH ADVOCACY SERVICE	400	--	400
01-107	DIVISION OF ADMINISTRATION	492,393	--	492,393
01-109	OFFICE OF COASTAL PROTECTION & RESTORATION	473	--	473
01-111	HOMELAND SECURITY & EMERGENCY PREP	24,226	--	24,226
01-112	DEPARTMENT OF MILITARY AFFAIRS	735,361	--	735,361
01-116	LOUISIANA PUBLIC DEFENDER BOARD	132	--	132
01-133	OFFICE OF ELDERLY AFFAIRS	42,484	--	42,484
01-254	LOUISIANA STATE RACING COMMISSION	358	--	358
01-255	OFFICE OF FINANCIAL INSTITUTIONS	136,697	--	136,697
	SUBTOTAL 01	1,435,045	--	1,435,045
	REVENUE BY TYPE			
	GIFTS, DONATIONS & CONTRIBUTIONS	123,902	--	123,902
	OTHER RECEIPTS	1,311,144	--	1,311,144
	TOTAL REVENUE TYPE	1,435,045	--	1,435,045
03-130	DEPARTMENT OF VETERANS AFFAIRS	3,750	--	3,750
	SUBTOTAL 03	3,750	--	3,750
	REVENUE BY TYPE			
	OTHER RECEIPTS	3,750	--	3,750
	TOTAL REVENUE TYPE	3,750	--	3,750
ELECTED OFFICIALS				
04-139	SECRETARY OF STATE	393,967	--	393,967
04-141	ATTORNEY GENERAL	291	--	291
04-148	OFFICE OF STATE TREASURER	364,836,868	361,000,000	3,836,868
04-160	DEPT OF AGRICULTURE	598	--	598
04-165	COMMISSIONER OF INSURANCE	454,478,532	461,400,000	(6,921,468)
	SUBTOTAL 04	819,710,255	822,400,000	(2,689,745)
	REVENUE BY TYPE			
	INTERGOVERNMENTAL RECEIPTS	1,498,874	--	1,498,874
	TAXES	497,982,623	461,400,000	36,582,623
	TOBACCO SETTLEMENT	70,283,407	135,700,000	(65,416,593)
	USE OF MONEY AND PROPERTY	113,503,025	83,300,000	30,203,025
	LICENSES, PERMITS AND FEES	5,790	--	5,790
	SALES OF COMMODITIES AND SERVICES	42,369	--	42,369
	OTHER RECEIPTS	136,394,167	142,000,000	(5,605,833)
	TOTAL REVENUE TYPE	819,710,255	822,400,000	(2,689,745)
ECONOMIC DEVELOPMENT				
05-251	OFFICE OF THE SECRETARY	3,208	--	3,208
05-252	OFFICE OF BUSINESS DEVELOPMENT	2,915	--	2,915
	SUBTOTAL 05	6,123	--	6,123
	REVENUE BY TYPE			
	OTHER RECEIPTS	6,123	--	6,123
	TOTAL REVENUE TYPE	6,123	--	6,123

STATE OF LOUISIANA
 ACTUAL & BUDGET COMPARISON
 MAJOR STATE REVENUE
 BOND SECURITY AND GENERAL FUND
 FOR THE FISCAL YEAR 2014-2015

AGENCY NUMBER	BUDGET UNIT NAME	TOTAL MAJOR STATE	FINAL BUDGET MAJOR STATE	VARIANCE (UNFAVORABLE)
CULTURE, RECREATION, AND TOURISM				
06-261	OFFICE OF THE SECRETARY	87	--	87
06-264	OFFICE OF STATE PARKS	4,797	--	4,797
	SUBTOTAL 06	<u>4,883</u>	<u>--</u>	<u>4,883</u>
	REVENUE BY TYPE			
	OTHER RECEIPTS	4,883	--	4,883
	TOTAL REVENUE TYPE	<u>4,883</u>	<u>--</u>	<u>4,883</u>
TRANSPORTATION AND DEVELOPMENT				
07-276	ENGINEERING AND OPERATIONS	44	--	44
	SUBTOTAL 07	<u>44</u>	<u>--</u>	<u>44</u>
	REVENUE BY TYPE			
	OTHER RECEIPTS	44	--	44
	TOTAL REVENUE TYPE	<u>44</u>	<u>--</u>	<u>44</u>
DEPARTMENT OF PUBLIC SAFETY				
08-419	OFFICE OF STATE POLICE	877,021,201	875,000,000	2,021,201
08-420	OFFICE OF MOTOR VEHICLES	461,511,903	531,600,000	(70,088,097)
	SUBTOTAL 08 PUBLIC SAFETY	<u>1,338,533,104</u>	<u>1,406,600,000</u>	<u>(68,066,896)</u>
	REVENUE BY TYPE			
	TAXES	391,682,661	392,100,000	(417,339)
	GAMING REVENUE	877,006,672	875,000,000	2,006,672
	LICENSES, PERMITS AND FEES	69,828,739	139,500,000	(69,671,261)
	OTHER RECEIPTS	15,031	--	15,031
	TOTAL REVENUE TYPE	<u>1,338,533,104</u>	<u>1,406,600,000</u>	<u>(68,066,896)</u>
DEPARTMENT OF CORRECTIONS				
08-400	CORRECTIONS - ADMINISTRATION	12,357	--	12,357
08-402	LOUISIANA STATE PENITENTIARY	1,943	--	1,943
08-405	AVOUELLES CORRECTIONAL CENTER	11,176	--	11,176
08-406	LOUISIANA CORRECTIONAL FACILITY FOR WOMEN	1,404	--	1,404
08-407	WINN CORRECTIONAL CENTER	107	--	107
08-408	ALLEN CORRECTIONAL CENTER	343	--	343
08-409	DIXON CORRECTIONAL CENTER	14,011	--	14,011
08-413	ELAYN HUNT CORRECTIONAL CENTER	6,967	--	6,967
08-414	DAVID WADE CORRECTIONAL CENTER	1,308	--	1,308
08-415	ADULT PROBATION AND PAROLE	6,281	--	6,281
	SUBTOTAL 08 CORRECTIONS	<u>55,895</u>	<u>--</u>	<u>55,895</u>
	REVENUE BY TYPE			
	LICENSES, PERMITS AND FEES	25	--	25
	OTHER RECEIPTS	55,870	--	55,870
	TOTAL REVENUE TYPE	<u>55,895</u>	<u>--</u>	<u>55,895</u>
YOUTH SERVICES				
08-403	OFFICE OF JUVENILE JUSTICE	22,694	--	22,694
	SUBTOTAL 08 YOUTH SERVICES	<u>22,694</u>	<u>--</u>	<u>22,694</u>

STATE OF LOUISIANA
 ACTUAL & BUDGET COMPARISON
 MAJOR STATE REVENUE
 BOND SECURITY AND GENERAL FUND
 FOR THE FISCAL YEAR 2014-2015

AGENCY NUMBER	BUDGET UNIT NAME	TOTAL MAJOR STATE	FINAL BUDGET MAJOR STATE	VARIANCE (UNFAVORABLE)
	REVENUE BY TYPE			
	OTHER RECEIPTS	22,694	--	22,694
	TOTAL REVENUE TYPE	<u>22,694</u>	<u>--</u>	<u>22,694</u>
	HEALTH AND HUMAN RESOURCES			
09-301	FLORIDA PARISHES HUMAN SERVICES AUTHORITY	79,338	--	79,338
09-304	METROPOLITAN HUMAN SERVICES DISTRICT	516	--	516
09-306	MEDICAL VENDOR PAYMENTS	131,583,870	126,400,000	5,183,870
09-309	SOUTH CENTRAL LA HUMAN SERVICES AUTHORITY	258	--	258
09-325	ACADIANA AREA HUMAN SERVICES DISTRICT	258	--	258
09-326	OFFICE OF PUBLIC HEALTH	608,706	--	608,706
09-330	OFFICE OF BEHAVIORAL HEALTH	210,420	--	210,420
09-340	OFFICE FOR CITIZENS WITH DEVELOPMENTAL DISABILITIES	3,104	--	3,104
09-375	IMPERIAL CALCASIEU HUMAN SERVICES AUTHORITY	(281)	--	(281)
09-377	NORTHWEST LOUISIANA HUMAN SERVICES AUTHORITY	(109)	--	(109)
	SUBTOTAL 09	<u>132,486,081</u>	<u>126,400,000</u>	<u>6,086,081</u>
	REVENUE BY TYPE			
	GIFTS, DONATIONS & CONTRIBUTIONS	86,689	--	86,689
	LICENSES, PERMITS AND FEES	131,548,247	126,400,000	5,148,247
	SALES OF COMMODITIES AND SERVICES	82,301	--	82,301
	OTHER RECEIPTS	768,845	--	768,845
	TOTAL REVENUE TYPE	<u>132,486,081</u>	<u>126,400,000</u>	<u>6,086,081</u>
	DEPARTMENT OF SOCIAL SERVICES			
10-360	OFFICE FOR CHILDREN AND FAMILY SERVICES	3,648,502	--	3,648,502
	SUBTOTAL 10	<u>3,648,502</u>	<u>--</u>	<u>3,648,502</u>
	REVENUE BY TYPE			
	OTHER RECEIPTS	3,648,502	--	3,648,502
	TOTAL REVENUE TYPE	<u>3,648,502</u>	<u>--</u>	<u>3,648,502</u>
	NATURAL RESOURCES			
11-431	OFFICE OF THE SECRETARY	1,432	--	1,432
11-432	OFFICE OF CONSERVATION	1,239	--	1,239
11-434	OFFICE OF MINERAL RESOURCES	277,307,929	294,800,000	(17,492,071)
	SUBTOTAL 11	<u>277,310,600</u>	<u>294,800,000</u>	<u>(17,489,400)</u>
	REVENUE BY TYPE			
	USE OF MONEY AND PROPERTY	277,307,929	294,800,000	(17,492,071)
	OTHER RECEIPTS	2,671	--	2,671
	TOTAL REVENUE TYPE	<u>277,310,600</u>	<u>294,800,000</u>	<u>(17,489,400)</u>
	REVENUE AND TAXATION			
12-440	DEPARTMENT OF REVENUE	7,262,607,813	7,298,300,000	(35,692,187)
	SUBTOTAL 12	<u>7,262,607,813</u>	<u>7,298,300,000</u>	<u>(35,692,187)</u>
	REVENUE BY TYPE			
	TAXES	7,149,591,099	7,290,100,000	(140,508,901)
	LICENSES, PERMITS AND FEES	55,544,676	8,200,000	47,344,676
	OTHER RECEIPTS	57,472,038	--	57,472,038
	TOTAL REVENUE TYPE	<u>7,262,607,813</u>	<u>7,298,300,000</u>	<u>(35,692,187)</u>

STATE OF LOUISIANA
 ACTUAL & BUDGET COMPARISON
 MAJOR STATE REVENUE
 BOND SECURITY AND GENERAL FUND
 FOR THE FISCAL YEAR 2014-2015

AGENCY NUMBER	BUDGET UNIT NAME	TOTAL MAJOR STATE	FINAL BUDGET MAJOR STATE	VARIANCE (UNFAVORABLE)
DEPT. OF ENVIRONMENTAL QUALITY				
13-850	OFFICE OF THE SECRETARY	24	--	24
13-851	OFFICE OF ENVIRONMENTAL COMPLIANCE	133	--	133
13-855	MANAGEMENT AND FINANCE	3,682,510	--	3,682,510
	SUBTOTAL 13	<u>3,682,667</u>	<u>--</u>	<u>3,682,667</u>
	REVENUE BY TYPE			
	TAXES	3,682,510	--	3,682,510
	OTHER RECEIPTS	158	--	158
	TOTAL REVENUE TYPE	<u>3,682,667</u>	<u>--</u>	<u>3,682,667</u>
LOUISIANA WORKFORCE COMMISSION				
14-474	WORKFORCE SUPPORT AND TRAINING	1,000	--	1,000
	SUBTOTAL 14	<u>1,000</u>	<u>--</u>	<u>1,000</u>
	REVENUE BY TYPE			
	OTHER RECEIPTS	1,000	--	1,000
	TOTAL REVENUE TYPE	<u>1,000</u>	<u>--</u>	<u>1,000</u>
DEPARTMENT OF CIVIL SERVICE				
17-560	STATE CIVIL SERVICE	63	--	63
17-562	ETHICS ADMINISTRATION	520,259	--	520,259
	SUBTOTAL 17	<u>520,322</u>	<u>--</u>	<u>520,322</u>
	REVENUE BY TYPE			
	OTHER RECEIPTS	520,322	--	520,322
	TOTAL REVENUE TYPE	<u>520,322</u>	<u>--</u>	<u>520,322</u>
DEPARTMENT OF EDUCATION				
19-653	LOUISIANA SCHOOLS FOR THE DEAF & VISUALLY IMPAIRED	3,813	--	3,813
19-655	LOUISIANA SPECIAL EDUCATION CENTER	7,366	--	7,366
19-657	LOUISIANA SCHOOL FOR MATH, SCIENCE & THE ARTS	182	--	182
19-661	OFFICE OF STUDENT FINANCIAL ASSISTANCE	67,943	--	67,943
19-666	BOARD OF ELEMENTARY & SECNDARY EDUCATION	13,073	--	13,073
19-671	BOARD OF REGENTS	55,702	--	55,702
19-678	STATE ACTIVITIES	35,164	--	35,164
19-681	SUBGRANTEE ASSISTANCE	3,262	--	3,262
19-682	RECOVERY SCHOOL DISTRICT	4,083	--	4,083
19-697	NONPUBLIC EDUCATIONAL ASSISTANCE	1,144	--	1,144
19-699	SPECIAL SCHOOL DISTRICT	680	--	680
	SUBTOTAL 19	<u>192,411</u>	<u>--</u>	<u>192,411</u>
	REVENUE BY TYPE			
	OTHER RECEIPTS	192,411	--	192,411
	TOTAL REVENUE TYPE	<u>192,411</u>	<u>--</u>	<u>192,411</u>
OTHER APPROPRIATIONS				
20-451	LOCAL HOUSING OF STATE ADULT OFFENDERS	8,401	--	8,401
20-922	DEBT SERVICE (BOND SERVICING)	15,948	--	15,948
20-941	AGRICULTURE & FORESTRY FUNDS	7,831	--	7,831
	SUBTOTAL 20	<u>32,180</u>	<u>--</u>	<u>32,180</u>

STATE OF LOUISIANA
 ACTUAL & BUDGET COMPARISON
 MAJOR STATE REVENUE
 BOND SECURITY AND GENERAL FUND
 FOR THE FISCAL YEAR 2014-2015

AGENCY NUMBER	BUDGET UNIT NAME	TOTAL MAJOR STATE	FINAL BUDGET MAJOR STATE	VARIANCE (UNFAVORABLE)
	REVENUE BY TYPE			
	INTERGOVERNMENTAL RECEIPTS	15,948	--	15,948
	OTHER RECEIPTS	16,232	--	16,232
	TOTAL REVENUE TYPE	<u>32,180</u>	<u>--</u>	<u>32,180</u>
	TOTAL FOR BOND SECURITY	<u>9,840,253,371</u>	<u>9,948,500,000</u>	<u>(108,246,629)</u>
	TOTAL REVENUE BY TYPE BSRF			
	INTERGOVERNMENTAL RECEIPTS	1,514,822	--	1,514,822
	TAXES	8,042,938,893	8,143,600,000	(100,661,107)
	GAMING REVENUE	877,006,672	875,000,000	2,006,672
	TOBACCO SETTLEMENT	70,283,407	135,700,000	(65,416,593)
	USE OF MONEY AND PROPERTY	390,810,954	378,100,000	12,710,954
	GIFTS, DONATIONS & CONTRIBUTIONS	210,590	--	210,590
	LICENSES, PERMITS AND FEES	256,927,477	274,100,000	(17,172,523)
	SALES OF COMMODITIES AND SERVICES	124,670	--	124,670
	OTHER RECEIPTS	200,435,886	142,000,000	58,435,886
	TOTAL REVENUE FOR BOND SECURITY	<u>9,840,253,371</u>	<u>9,948,500,000</u>	<u>(108,246,629)</u>
	GRAND TOTAL	<u>\$ 9,840,253,371</u>	<u>\$ 9,948,500,000</u>	<u>\$ (108,246,629)</u>

STATE OF LOUISIANA
 APPROPRIATED FEDERAL FUNDS
 BUDGET VS. ACTUAL GENERAL FUND
 FOR THE FISCAL YEAR 2014-15

SCHEDULE NUMBER	BUDGET UNIT NAME	TOTAL FEDERAL	BUDGET FEDERAL	(UNFAVORABLE) FEDERAL
OFFICE OF THE GOVERNOR				
01-100	EXECUTIVE OFFICE	\$ 507,318	\$ 1,085,510	\$ (578,192)
01-102	OFFICE OF INSPECTOR GENERAL	343	10,331	(9,988)
01-107	DIVISION OF ADMINISTRATION	343,898,947	472,013,900	(128,114,953)
01-109	OFFICE OF COASTAL PROTECTION & RESTORATION	37,043,233	60,265,239	(23,222,006)
01-111	HOMELAND SECURITY AND EMERGENCY PREP	860,859,980	1,339,225,134	(478,365,154)
01-112	DEPARTMENT OF THE MILITARY AFFAIRS	55,161,352	67,762,649	(12,601,297)
01-129	LA COMMISSION ON LAW ENFORCEMENT	15,794,690	17,806,200	(2,011,510)
01-133	OFFICE OF ELDERLY AFFAIRS	20,808,277	22,487,340	(1,679,063)
	SUBTOTAL 01	1,334,074,140	1,980,656,303	(646,582,163)
DEPARTMENT OF VETERANS AFFAIRS				
03-130	DEPT OF VETERANS AFFAIRS	963,095	604,911	358,184
03-131	LOUISIANA WAR VETERANS HOME	7,510,961	6,020,021	1,490,940
03-132	NORTHEAST LOUISIANA WAR VETERANS HOME	8,521,818	4,547,642	3,974,176
03-134	SOUTHWEST LOUISIANA WAR VETERANS HOME	8,182,759	4,752,286	3,430,473
03-135	NORTHWEST LOUISIANA WAR VETERANS HOME	8,141,733	2,025,574	6,116,159
03-136	SOUTHEAST LOUIAIANA WAR VETERANS HOME	7,239,800	3,939,591	3,300,209
	SUBTOTAL 03	40,560,166	21,890,025	18,670,141
ELECTED OFFICIALS				
04-141	ATTORNEY GENERAL	4,890,613	7,537,123	(2,646,510)
04-146	LIEUTENANT GOVERNOR	4,040,216	5,272,660	(1,232,444)
04-148	OFFICE OF THE STATE TREASURER	2,065,781	(1,931,170)	3,996,951
04-158	PUBLIC SERVICE COMMISSION	98,997	237,478	(138,481)
04-160	DEPT OF AGRICULTURE AND FORETRY	7,329,817	7,880,601	(550,784)
04-165	COMMISSIONER OF INSURANCE	1,080,019	1,841,685	(761,666)
	SUBTOTAL 04	19,505,443	20,838,377	(1,332,934)
ECONOMIC DEVELOPMENT				
05-252	OFFICE OF BUSINESS DEVELOPMENT	4,405,928	4,839,403	(433,475)
	SUBTOTAL 05	4,405,928	4,839,403	(433,475)
CULTURE, RECREATION, AND TOURISM				
06-261	OFFICE OF THE SECRETARY	--	470,026	(470,026)
06-262	OFFICE OF STATE LIBRARY	2,738,988	3,086,451	(347,463)
06-264	OFFICE OF STATE PARKS	669,752	1,085,719	(415,967)
06-265	OFFICE OF CULTURAL DEVELOPMENT	1,631,398	2,058,225	(426,827)
06-267	OFFICE OF TOURISM	107,283	447,661	(340,378)
	SUBTOTAL 06	5,147,421	7,148,082	(2,000,661)
TRANSPORTATION AND DEVELOPMENT				
07-276	ENGINEERING AND OPERATIONS	10,309,271	26,744,987	(16,435,716)
	SUBTOTAL 07	10,309,271	26,744,987	(16,435,716)
DEPARTMENT OF CORRECTIONS				
08-400	ADMINISTRATIVE	1,114,366	1,480,698	(366,332)
	SUBTOTAL 08 CORRECTIONS	1,114,366	1,480,698	(366,332)
YOUTH SERVICES				
08-403	OFFICE OF JUVENILE JUSTICE	982,578	952,472	30,106
	SUBTOTAL 08 YOUTH SERVICES	982,578	952,472	30,106

STATE OF LOUISIANA
 APPROPRIATED FEDERAL FUNDS
 BUDGET VS. ACTUAL GENERAL FUND
 FOR THE FISCAL YEAR 2014-15

SCHEDULE NUMBER	BUDGET UNIT NAME	TOTAL FEDERAL	BUDGET FEDERAL	(UNFAVORABLE) FEDERAL
DEPARTMENT OF PUBLIC SAFETY				
08-418	OFFICE OF MANAGEMENT & FINANCE	21,854,776	--	21,854,776
08-419	OFFICE OF STATE POLICE	50,751,106	15,216,460	35,534,646
08-420	OFFICE OF MOTOR VEHICLES	(51,430,984)	2,616,799	(54,047,783)
08-422	OFFICE OF STATE FIRE MARSHAL	58,887	79,881	(20,994)
08-425	LA HIGHWAY SAFETY COMMISSION	24,560,351	34,705,919	(10,145,568)
	SUBTOTAL 08 PUBLIC SAFETY	45,794,136	52,619,059	(6,824,923)
HEALTH AND HOSPITALS				
09-303	DEVELOPMENTAL DISABILITIES COUNCIL	1,301,752	1,582,107	(280,355)
09-305	MEDICAL VENDOR ADMINISTRATION	154,792,243	227,722,908	(72,930,665)
09-306	MEDICAL VENDOR PAYMENTS	5,021,736,755	5,145,847,818	(124,111,063)
09-307	OFFICE OF THE SECRETARY	18,347,162	18,708,099	(360,937)
09-320	OFFICE OF AGING AND ADULT SERVICES	(375,752)	565,518	(941,270)
09-324	LOUISIANA EMERGENCY RESPONSE NETWORK	(14,357)	--	(14,357)
09-326	OFFICE OF PUBLIC HEALTH	226,427,960	234,764,091	(8,336,131)
09-330	OFFICE OF BEHAVIORAL HEALTH	24,030,324	38,607,962	(14,577,638)
09-340	OFFICE OF CITIZENS WITH DEVELOP. DISABILITIES	807,739	6,376,793	(5,569,054)
	SUBTOTAL 09	5,447,053,826	5,674,175,296	(227,121,470)
CHILDREN AND FAMILY SERVICES				
10-360	OFFICE OF CHILDREN AND FAMILY SERVICES	499,037,373	599,735,609	(100,698,236)
	SUBTOTAL 10	499,037,373	599,735,609	(100,698,236)
NATURAL RESOURCES				
11-431	OFFICE OF THE SECRETARY	261,050	1,031,571	(770,521)
11-432	OFFICE OF CONSERVATION	1,486,325	1,286,597	199,728
11-434	MINERAL RESOURCES	--	131,035	(131,035)
11-435	COASTAL RESTORATION	2,508,883	2,611,001	(102,118)
	SUBTOTAL 11	4,256,258	5,060,204	(803,946)
REVENUE AND TAXATION				
12-440	OFFICE OF REVENUE	274,454	328,793	(54,339)
	SUBTOTAL 12	274,454	328,793	(54,339)
DEPT. OF ENVIRONMENTAL QUALITY				
13-850	OFFICE OF THE SECRETARY	3,030,571	4,565,742	(1,535,171)
13-851	OFFICE OF ENVIRONMENTAL COMPLIANCE	6,859,357	9,384,878	(2,525,521)
13-852	OFFICE OF ENVIRONMENTAL SERVICES	3,575,983	3,709,951	(133,968)
13-855	MANAGEMENT AND FINANCE	3,577,513	4,087,236	(509,723)
	SUBTOTAL 13	17,043,424	21,747,807	(4,704,383)
WORKFORCE COMMISSION				
14-474	WORKFORCE SUPPORT AND TRAINING	142,556,882	168,803,388	(26,246,506)
	SUBTOTAL 14	142,556,882	168,803,388	(26,246,506)
DEPARTMENT OF WILDLIFE AND FISHERIES				
16-511	OFFICE OF MANAGEMENT AND FINANCE	89,411	359,316	(269,905)
16-512	OFFICE OF THE SECRETARY	2,064,989	5,040,216	(2,975,227)
16-513	OFFICE OF WILDLIFE	16,516,691	21,975,050	(5,458,359)
16-514	OFFICE OF FISHERIES	10,665,786	50,122,204	(39,456,418)
	SUBTOTAL 16	29,336,877	77,496,786	(48,159,909)

STATE OF LOUISIANA
 APPROPRIATED FEDERAL FUNDS
 BUDGET VS. ACTUAL GENERAL FUND
 FOR THE FISCAL YEAR 2014-15

SCHEDULE NUMBER	BUDGET UNIT NAME	TOTAL FEDERAL	BUDGET FEDERAL	(UNFAVORABLE) FEDERAL
DEPARTMENT OF EDUCATION-ADMINISTRATION				
19-655	LA SPECIAL EDUCATION CENTER	--	20,001	(20,001)
19-657	LA SCHOOL FOR THE MATH, SCIENCE, AND ARTS	52,342	85,087	(32,745)
19-661	OFFICE OF STUDENT FINANCIAL ASSISTANCE	53,726,428	48,987,747	4,738,681
19-674	LA UNIVERSITIES MARINE CONSORTIUM	2,804,375	3,861,957	(1,057,582)
19-678	STATE ACTIVITIES, MANAGEMENT AND FINANCE	39,801,762	49,803,422	(10,001,660)
19-681	SUBGRANTEE ASSISTANCE	991,339,753	1,036,512,051	(45,172,298)
	SUBTOTAL 19	<u>1,087,724,660</u>	<u>1,139,270,265</u>	<u>(51,545,605)</u>
OTHER APPROPRIATIONS				
20-941	AGRICULTURE AND FORESTRY FUNDS	3,346,536	4,179,590	(833,054)
	SUBTOTAL 20	<u>3,346,536</u>	<u>4,179,590</u>	<u>(833,054)</u>
	UNBUDGETED REVENUES	74,046,067	--	74,046,067
	GRAND TOTAL	<u>\$ 8,766,569,806</u>	<u>\$ 9,807,967,144</u>	<u>\$ (1,041,397,338)</u>

STATE OF LOUISIANA
 ACTUAL AND BUDGET COMPARISON
 INTERAGENCY RECEIPTS (BSRF ONLY)
 NON-GAAP PRESENTATION
 FOR THE FISCAL YEAR 2014-15

SCHEDULE NUMBER	BUDGET UNIT NAME	TOTAL RECEIPTS	BUDGET INTERAGENCY	VARIANCE
01-100	OFFICE OF THE GOVERNOR			
	EXECUTIVE OFFICE	\$ 1,983,118	\$ 3,101,726	\$ (1,118,608)
01-103	MENTAL HEALTH ADVOCACY SERVICE	174,555	174,555	--
01-107	DIVISION OF ADMINISTRATION	57,725,915	106,541,913	(48,815,998)
01-109	OFFICE OF COASTAL PROTECTION & RESTORATION	12,435,269	23,622,629	(11,187,360)
	HOMELAND SECURITY AND EMERGENCY PREPAREDNESS	971,129	6,253,835	(5,282,706)
01-112	DEPARTMENT OF THE MILITARY AFFAIRS	4,490,527	4,587,678	(97,151)
01-116	LOUISIANA PUBLIC DEFENDER BOARD	85,260	104,579	(19,319)
	SUBTOTAL 01	77,865,773	144,386,915	(66,521,142)
	VETERANS AFFAIRS			
01-130	DEPARTMENT OF VETERAN'S AFFAIRS	395,131	344,531	50,600
01-131	LOUISIANA WAR VETERANS HOME	115,980	115,980	--
03-132	NORTHEAST LA WAR VETERANS HOME	94,450	88,716	5,734
03-136	SOUTHEAST LA WAR VETERANS HOME	731,085	275,318	455,767
	SUBTOTAL 03	1,336,645	824,545	512,100
	ELECTED OFFICIALS			
04-139	SECRETARY OF STATE	213,684	347,730	(134,046)
04-141	ATTORNEY GENERAL	28,108,637	38,100,250	(9,991,613)
04-146	LIEUTENANT GOVERNOR	6,046	325,000	(318,954)
04-147	OFFICE OF STATE TREASURER	1,628,453	1,588,497	39,956
04-160	AGRICULTURE AND FORESTRY	822,120	636,945	185,175
	SUBTOTAL 04	30,778,941	40,998,422	(10,219,481)
05-251	DEPARTMENT OF COMMERCE OFFICE OF THE SECRETARY	1,535,955	2,900,000	(1,364,045)
	SUBTOTAL 05	1,535,955	2,900,000	(1,364,045)
	CULTURE, RECREATION & TOURISM			
06-261	OFFICE OF THE SECRETARY	1,066,082	1,115,665	(49,583)
06-262	OFFICE OF STATE LIBRARY	353,644	426,349	(72,705)
06-263	OFFICE OF STATE MUSEUM	1,010,872	1,115,565	(104,693)
06-264	OFFICE OF STATE PARKS	152,225	152,225	--
06-265	OFFICE OF CULTURAL DEVELOPMENT	2,465,492	2,902,442	(436,950)
06-267	OFFICE OF TOURISM	49,365	123,216	(73,851)
	SUBTOTAL 06	5,097,680	5,835,462	(737,782)
07-276	TRANSPORTATION & DEVELOPMENT ENGINEERING AND OPERATIONS	13,207,702	13,180,924	26,778
	SUBTOTAL 07	13,207,702	13,180,924	26,778
	CORRECTIONS			
08-400	ADMINISTRATIVE	1,780,941	7,922,526	(6,141,585)
08-402	LA STATE PENITENTIARY	172,500	2,503,895	(2,331,395)
08-405	AVOUELLES CORRECTIONAL FACILITY	119,920	377,285	(257,365)
08-406	LA CORRECTIONAL INSTITUTE FOR WOMEN	47,352	447,359	(400,007)
08-407	WINN CORRECTIONAL CENTER	50,340	51,001	(661)
08-408	ALLEN CORRECTIONAL CENTER	44,365	51,001	(6,636)
08-409	DIXON CORRECTIONAL INSTITUTE	1,625,220	2,344,010	(718,790)
08-413	HUNT CORRECTIONAL CENTER	108,004	1,046,361	(938,357)
08-414	WADE CORRECTIONAL CENTER	41,694	674,327	(632,633)
08-415	ADULT PROBATION AND PAROLE	--	578,299	(578,299)
08-416	BB SIXTY RAYBURN CORRECTIONAL CENTER	150,342	536,472	(386,130)
	SUBTOTAL 08 CORRECTIONS	4,140,677	16,532,536	(12,391,859)

STATE OF LOUISIANA
 ACTUAL AND BUDGET COMPARISON
 INTERAGENCY RECEIPTS (BSRF ONLY)
 NON-GAAP PRESENTATION
 FOR THE FISCAL YEAR 2014-15

SCHEDULE NUMBER	BUDGET UNIT NAME	TOTAL RECEIPTS	BUDGET INTERAGENCY	VARIANCE
08-403	YOUTH SERVICES OFFICE OF JUVENILE JUSTICE	12,911,737	19,304,757	(6,393,020)
	SUBTOTAL 08 YOUTH SERVICES	12,911,737	19,304,757	(6,393,020)
	DEPARTMENT OF PUBLIC SAFETY			
08-418	OFFICE OF MANAGEMENT AND FINANCE	3,302,161	6,440,219	(3,138,058)
08-419	OFFICE OF STATE POLICE	20,004,308	26,923,492	(6,919,184)
08-420	OFFICE OF MOTOR VEHICLE	13,620	325,000	(311,380)
08-422	OFFICE OF STATE FIRE MARSHAL	721,734	2,801,000	(2,079,266)
08-425	LOUISIANA HIGHWAY SAFETY COMMISSION	2,252,787	2,253,350	(563)
	SUBTOTAL 08 PUBLIC SAFETY	26,294,609	38,743,061	(12,448,452)
	SUBTOTAL 08	43,347,022	74,580,354	(31,233,332)
	HEALTH & HOSPITALS			
09-305	MEDICAL VENDOR ADMINISTRATION	978,260	14,090,834	(13,112,574)
09-306	MEDICAL VENDOR PAYMENTS	47,296,877	111,400,491	(64,103,614)
09-307	OFFICE OF THE SECRETARY	3,152,660	23,762,423	(20,609,763)
09-320	OFFICE OF AGING AND ADULT SERVICES	23,302,133	33,649,436	(10,347,303)
09-324	LOUISIANA EMERGENCY RESPONSE NETWORK	14,357	49,000	(34,643)
09-326	OFFICE OF PUBLIC HEALTH	9,217,584	18,221,762	(9,004,178)
09-330	OFFICE OF BEHAVIORIAL HEALTH OFFICE FOR CITIZENS WITH DEVELOP.	64,616,055	70,451,233	(5,835,178)
09-340	DISABILITIES	105,398,083	119,266,972	(13,868,889)
	SUBTOTAL 09	253,976,009	390,892,151	(136,916,142)
	CHILDREN AND FAMILY SERVICES			
10-360	OFFICE OF CHILDREN AND FAMILY SERVICES	8,759,708	16,058,417	(7,298,710)
	SUBTOTAL 10	8,759,708	16,058,417	(7,298,710)
	DEPARTMENT OF NATURAL RESOURCES			
11-431	OFFICE OF THE SECRETARY	10,998,566	15,879,505	(4,880,939)
11-432	OFFICE OF CONSERVATION	1,783,090	3,268,612	(1,485,522)
11-434	MINERAL RESOURCES	--	522,892	(522,892)
11-435	COASTAL RESTORATION	3,304,532	3,777,777	(473,245)
	SUBTOTAL 11	16,086,189	23,448,786	(7,362,597)
	DEPARTMENT OF REVENUE & TAXATION			
12-440	OFFICE OF REVENUE	171,585	750,000	(578,415)
	SUBTOTAL 12	171,585	750,000	(578,415)
	DEPARTMENT OF ENVIRONMENTAL QUALITY			
13-851	OFFICE OF ENVIRONMENTAL COMPLIANCE	211,010	1,147,373	(936,363)
13-852	OFFICE OF ENVIRONMENTAL SERVICES	1,064	34,867	(33,803)
13-855	OFFICE OF MANAGEMENT AND FINANCE	86	17,860	(17,774)
	SUBTOTAL 13	212,160	1,200,100	(987,940)
	WORKFORCE COMMISSION			
14-474	WORKFORCE SUPPORT AND TRAINING	1,263,600	1,836,339	(572,739)
	SUBTOTAL 14	1,263,600	1,836,339	(572,739)
	DEPARTMENT OF WILDLIFE & FISHERIES			
16-511	OFFICE OF MANAGEMENT AND FINANCE	25,692	1,069,500	(1,043,808)
16-512	OFFICE OF THE SECRETARY	110,117	185,000	(74,883)
16-513	OFFICE OF WILDLIFE	2,270,444	5,609,677	(3,339,233)
16-514	OFFICE OF FISHERIES	4,094,705	7,575,773	(3,481,068)
	SUBTOTAL 16	6,500,958	14,439,950	(7,938,992)
	DEPARTMENT OF CIVIL SERVICE			
17-560	STATE CIVIL SERVICE	10,423,944	10,412,771	11,173
17-565	BOARD OF TAX APPEALS	220,000	220,000	--
	SUBTOTAL 17	10,643,944	10,632,771	11,173

STATE OF LOUISIANA
 ACTUAL AND BUDGET COMPARISON
 INTERAGENCY RECEIPTS (BSRF ONLY)
 NON-GAAP PRESENTATION
 FOR THE FISCAL YEAR 2014-15

SCHEDULE NUMBER	BUDGET UNIT NAME	TOTAL RECEIPTS	BUDGET INTERAGENCY	VARIANCE
19-653	DEPARTMENT OF EDUCATION-ADMN			
	LA SCHOOL FOR THE DEAF AND VISUALLY	1,677,895	2,418,440	(740,545)
19-655	LA SPECIAL EDUCATION CENTER	16,281,504	15,899,021	382,483
19-657	LA SCHOOL FOR MATH, SCIENCE & ARTS	2,885,659	3,448,206	(562,547)
19-661	OFFICE OF STUDENT FINANCIAL ASSISTANCE	291,755	724,300	(432,545)
19-662	LA EDUCATIONAL TELEVISION AUTHORITY	353,904	415,917	(62,013)
19-673	NEW ORLEANS CENTER FOR THE CREATIVE ARTS	2,166,616	2,171,165	(4,549)
19-674	LA UNIVERSITIES MARINE CONSORTIUM	375,000	375,000	--
19-678	STATE ACTIVITIES, MANAGEMENT AND FINANCE	23,788,114	26,009,720	(2,221,606)
19-681	SUBGRANTEE ASSISTANCE	50,854,628	52,452,218	(1,597,590)
19-682	RECOVERY SCHOOL DISTRICT	180,857,919	212,145,787	(31,287,868)
19-699	SPECIAL SCHOOL DISTRICTS	2,334,352	3,776,157	(1,441,805)
	SUBTOTAL 19	<u>281,867,346</u>	<u>319,835,931</u>	<u>(37,968,585)</u>
	OTHER APPROPRIATIONS			
20-977	DOA-DEBT SERVICE & MAINTENANCE	43,749,338	45,093,684	(1,344,346)
20-941	AGRICULTURE AND FORESTRY FUNDS	--	202,090	(202,090)
	SUBTOTAL 20	<u>43,749,338</u>	<u>45,295,774</u>	<u>(1,546,436)</u>
	GRAND TOTAL	<u>\$ 796,400,554</u>	<u>\$ 1,107,096,841</u>	<u>\$ (310,696,287)</u>

STATE OF LOUISIANA
 ACTUAL & BUDGET COMPARISON
 SELF GENERATED
 BOND SECURITY AND GENERAL FUND
 FOR THE FISCAL YEAR 2014-15

SCHEDULE NUMBER	BUDGET UNIT NAME	TOTAL SELF-GENERATED	FINAL BUDGET SELF-GENERATED	VARIANCE (UNFAVORABLE)
OFFICE OF THE GOVERNOR				
01-100	EXECUTIVE OFFICE	\$ 20,432	\$ 178,000	\$ (157,568)
01-101	GOVERNOR'S COMM ON INDIAN AFFAIRS	9,141	7,200	1,941
01-107	DIVISION OF ADMINISTRATION	71,866,998	(10,655,663)	82,522,661
01-109	OFFICE OF COASTAL PROTECTION AND RESTORATION	938	370,000	(369,062)
01-111	HOMELAND SECURITY AND EMERG.	195,374	245,944	(50,570)
01-112	DEPARTMENT OF THE MILITARY AFFAIRS	4,371,366	3,512,837	858,529
01-116	LOUISIANA PUBLIC DEFENDER BOARD	15,300	17,050	(1,750)
01-133	OFFICE OF ELDERLY AFFAIRS	--	12,500	(12,500)
01-254	OFFICE OF LOUISIANA RACING	4,356,168	4,575,687	(219,519)
01-255	OFFICE OF FINANCIAL INSTITUTIONS	23,122,347	12,607,015	10,515,332
	SUBTOTAL 01	103,958,063	10,870,570	93,087,493
DEPARTMENT OF VETERANS AFFAIRS				
03-130	DEPARTMENT OF VETERANS AFFAIRS	969,753	250,162	719,591
03-131	LA WAR VETERANS HOME	2,679,469	2,404,730	274,739
03-132	NORTHEAST LA WAR VETERANS HOME	2,765,893	2,312,841	453,052
03-134	SOUTHWEST LA WAR VETERANS HOME	2,879,414	898,760	1,980,654
03-135	NORTHWEST LA WAR VETERANS HOME	2,758,317	2,211,018	547,299
03-136	SOUTHEAST LA WAR VETERANS HOME	3,404,295	1,355,700	2,048,595
	SUBTOTAL 03	15,457,141	9,433,211	6,023,930
ELECTED OFFICIALS				
04-139	SECRETARY OF STATE	27,041,357	24,787,577	2,253,780
04-141	ATTORNEY GENERAL	4,166,062	6,437,474	(2,271,412)
04-146	LIEUTENANT GOVERNOR	10,803	10,000	803
04-147	OFFICE OF STATE TREASURER	19,828,915	110,753	19,718,162
04-160	DEPT OF AGRICULTURE AND FORESTRY	6,089,614	8,708,770	(2,619,156)
04-165	COMMISSIONER OF INSURANCE	48,247,199	29,250,119	18,997,080
	SUBTOTAL 04	105,383,950	69,304,693	36,079,257
ECONOMIC DEVELOPMENT				
05-251	OFFICE OF THE SECRETARY	533,037	780,506	(247,469)
05-252	OFFICE OF BUSINESS DEVELOPMENT	1,522,140	1,470,297	51,843
	SUBTOTAL 05	2,055,177	2,250,803	(195,626)
CULTURE, RECREATION, AND TOURISM				
06-261	OFFICE OF THE SECRETARY	100,000	332,500	(232,500)
06-262	OFFICE OF STATE LIBRARY	59,593	85,500	(25,907)
06-263	OFFICE OF STATE MUSEUM	738,744	531,732	207,012
06-264	OFFICE OF STATE PARKS	967,467	1,180,531	(213,064)
06-265	OFFICE OF CULTURAL DEVELOPMENT	115,790	117,800	(2,010)
06-267	OFFICE OF TOURISM	473,206	22,913,412	(22,440,206)
	SUBTOTAL 06	2,454,799	25,161,475	(22,706,676)
TRANSPORTATION AND DEVELOPMENT				
07-273	OFFICE OF MANAGEMENT AND FINANCE	5,522	27,900	(22,378)
07-276	ENGINEERING AND OPERATIONS	23,911,132	26,148,037	(2,236,905)
	SUBTOTAL 07	23,916,654	26,175,937	(2,259,283)
DEPARTMENT OF CORRECTIONS				
08-400	ADMINISTRATIVE	1,868,431	2,165,136	(296,705)
08-402	LA STATE PENITENTIARY	6,583,258	6,225,736	357,522
08-405	AVOYELLES CORRECTIONAL CENTER	1,926,861	1,877,451	49,410
08-406	LA CORRECTIONAL INSTITUTE FOR WOMEN	1,185,206	1,575,428	(390,222)
08-407	WINN CORRECTIONAL CENTER	107,682	124,782	(17,100)
08-408	ALLEN CORRECTIONAL CENTER	100,362	112,583	(12,221)
08-409	DIXON CORRECTIONAL INSTITUTE	2,184,160	2,286,761	(102,601)
08-413	ELAYN HUNT CORRECTIONAL CENTER	2,168,482	2,492,651	(324,169)
08-414	WADE CORRECTIONAL CENTER	1,836,666	2,372,152	(535,486)
08-415	ADULT PROBATION AND PAROLE	17,577,117	17,591,153	(14,036)
08-416	B.B. SIXTY RAYBURN CORRECTIONAL CTR	1,717,780	1,423,405	294,375
	SUBTOTAL 08 CORRECTIONS	37,256,006	38,247,238	(991,232)

STATE OF LOUISIANA
 ACTUAL & BUDGET COMPARISON
 SELF GENERATED
 BOND SECURITY AND GENERAL FUND
 FOR THE FISCAL YEAR 2014-15

SCHEDULE NUMBER	BUDGET UNIT NAME	TOTAL SELF-GENERATED	FINAL BUDGET SELF-GENERATED	VARIANCE (UNFAVORABLE)
YOUTH SERVICES				
08-403	OFFICE OF JUVENILE JUSTICE	575,893	942,344	(366,451)
	SUBTOTAL 08 YOUTH SERVICES	<u>575,893</u>	<u>942,344</u>	<u>(366,451)</u>
DEPARTMENT OF PUBLIC SAFETY				
08-418	ADMINISTRATIVE	1,052,198	24,024,380	(22,972,182)
08-419	OFFICE OF STATE POLICE	20,919,572	71,764,520	(50,844,948)
08-420	OFFICE OF MOTOR VEHICLES	92,020,545	40,585,597	51,434,948
08-422	STATE FIRE MARSHAL	2,718,301	2,560,178	158,123
08-425	LA HIGHWAY SAFETY COMMISSION	--	261,644	(261,644)
	SUBTOTAL 08 PUBLIC SAFETY	<u>116,710,616</u>	<u>139,196,319</u>	<u>(22,485,703)</u>
	SUBTOTAL 08	<u>154,542,515</u>	<u>178,385,901</u>	<u>(23,843,386)</u>
HEALTH AND HOSPITALS				
09-305	MEDICAL VENDOR ADMINISTRATION	39,690	940,204	(900,514)
09-306	MEDICAL VENDOR PAYMENTS	175,196,975	171,549,868	3,647,107
09-307	OFFICE OF THE SECRETARY	2,772,555	2,322,327	450,228
09-320	OFFICE OF AGING AND ADULT SERVICES	821,702	1,156,630	(334,928)
09-326	OFFICE OF PUBLIC HEALTH	36,581,489	36,820,973	(239,484)
09-330	OFFICE OF BEHAVIORAL HEALTH	1,102,464	3,292,909	(2,190,445)
09-340	OFFICE OF CITIZENS WITH DEVELOP. DIS.	3,310,492	4,200,062	(889,570)
	SUBTOTAL 09	<u>219,825,366</u>	<u>220,282,973</u>	<u>(457,607)</u>
CHILDREN AND FAMILY SERVICES				
10-360	OFFICE OF CHILDREN AND FAMILY SERVICES	11,584,553	17,517,760	(5,933,207)
	SUBTOTAL 10	<u>11,584,553</u>	<u>17,517,760</u>	<u>(5,933,207)</u>
NATURAL RESOURCES				
11-431	OFFICE OF THE SECRETARY	98,564	285,862	(187,298)
11-432	OFFICE OF CONSERVATION	2,015	19,217	(17,202)
11-434	OFFICE OF MINERAL RESOURCES	--	20,000	(20,000)
11-435	OFFICE OF COASTAL RESTORATION	1,305	20,000	(18,695)
	SUBTOTAL 11	<u>101,884</u>	<u>345,079</u>	<u>(243,195)</u>
REVENUE AND TAXATION				
12-440	OFFICE OF REVENUE AND TAXATION	82,417,324	78,347,905	4,069,419
	SUBTOTAL 12	<u>82,417,324</u>	<u>78,347,905</u>	<u>4,069,419</u>
DEPT. OF ENVIRONMENTAL QUALITY				
13-850	OFFICE OF THE SECRETARY	--	50,000	(50,000)
13-852	OFFICE OF ENVIRONMENTAL SERVICES	14,500	20,000	(5,500)
13-855	MANAGEMENT AND FINANCE	6,015	20,000	(13,985)
	SUBTOTAL 13	<u>20,515</u>	<u>90,000</u>	<u>(69,485)</u>
WORKFORCE COMMISSION				
14-474	WORKFORCE SUPPORT AND TRAINING	15,088	272,219	(257,131)
	SUBTOTAL 14	<u>15,088</u>	<u>272,219</u>	<u>(257,131)</u>
DEPARTMENT OF WILDLIFE AND FISHERIES				
16-512	OFFICE OF THE SECRETARY	79,508	--	79,508
16-513	OFFICE OF WILDLIFE	126,156	1,532,900	(1,406,744)
16-514	OFFICE OF FISHERIES	2,203,653	8,206,058	(6,002,405)
	SUBTOTAL 16	<u>2,409,317</u>	<u>9,738,958</u>	<u>(7,329,641)</u>
DEPARTMENT OF CIVIL SERVICE				
17-560	STATE CIVIL SERVICE	635,723	646,767	(11,044)
17-562	ETHICS COMMISSION	197,641	129,963	67,678
17-565	BOARD OF TAX APPEALS	149,273	97,907	51,366
	SUBTOTAL 17	<u>982,636</u>	<u>874,637</u>	<u>107,999</u>

STATE OF LOUISIANA
 ACTUAL & BUDGET COMPARISON
 SELF GENERATED
 BOND SECURITY AND GENERAL FUND
 FOR THE FISCAL YEAR 2014-15

SCHEDULE NUMBER	BUDGET UNIT NAME	TOTAL SELF-GENERATED	FINAL BUDGET SELF-GENERATED	VARIANCE (UNFAVORABLE)
DEPARTMENT OF EDUCATION				
19-653	LA SCHOOL FOR THE DEAF & VISUALLY IMPAIRED	19,397	121,191	(101,794)
19-655	LA SPECIAL EDUCATION CENTER	16,144	15,000	1,144
19-657	LA SCHOOL FOR THE MATH, SCIENCE, AND ARTS	404,770	442,559	(37,789)
19-661	OFFICE OF STUDENT FINANCIAL ASSIST.	--	41,450	(41,450)
19-662	LA EDUCATIONAL TELEVISION AUTHORITY	2,428,356	2,466,273	(37,917)
19-666	BOARD OF ELEMENTARY & SECONDARY	--	21,556	(21,556)
19-674	LA UNIVERSITY MARINE CONSORTIUM	6,846,050	76,775	6,769,275
19-678	STATE ACTIVITIES, OMF	3,005,272	7,086,355	(4,081,083)
19-681	SUBGRANTEE ASSISTANCE	9,334,566	9,418,903	(84,337)
19-682	RECOVERY SCHOOL DISTRICT	29,167,752	28,594,262	573,490
19-699	SPECIAL SCHOOL DISTRICTS	--	1,051,348	(1,051,348)
SUBTOTAL 19		<u>51,222,307</u>	<u>49,335,672</u>	<u>1,886,635</u>
OTHER APPROPRIATIONS				
20-931	LED DEBT SERVICE/STATE COMMITMENTS	4,521,080	4,521,080	--
20-939	PREPAID WIRELESS TELEPHONE 911 SERVICES	--	4,592,188	(4,592,188)
20-940	EMERGENCY MEDICAL SERVICES	--	150,000	(150,000)
20-977	DOA DEBT SERIVCE-RENT ALLOCATION	3,326	93,474	(90,148)
20-941	AGRICULTURE AND FORESTRY FUNDS	--	400,000	(400,000)
SUBTOTAL 20		<u>4,524,406</u>	<u>9,756,742</u>	<u>(5,232,336)</u>
GRAND TOTAL		<u>\$ 780,871,695</u>	<u>\$ 708,144,535</u>	<u>\$ 72,727,160</u>

**COMBINING BALANCE SHEET
LOUISIANA EDUCATION QUALITY TRUST FUND
JUNE 30, 2015**

	*LOUISIANA EDUCATION QUALITY TRUST FUND	*LOUISIANA EDUCATION QUALITY SUPPORT FUND	CAFR LOUISIANA EDUCATION QUALITY TRUST FUND
<u>ASSETS</u>			
CASH & CASH EQUIVALENTS	\$ 62,638,877.09	\$ 6,056,337.24	\$ 68,695,214.33
INVESTMENTS	1,140,260,349.88	119,740,593.07	1,260,000,942.95
RECEIVABLES (NET)	--	39,275.65	39,275.65
DUE FROM OTHER FUNDS	<u>189,381.82</u>	<u>568,145.46</u>	<u>757,527.28</u>
TOTAL ASSETS	<u>\$ 1,203,088,608.79</u>	<u>\$ 126,404,351.42</u>	<u>\$ 1,329,492,960.21</u>
<u>LIABILITIES AND FUND BALANCES</u>			
LIABILITIES:			
DUE TO OTHER FUNDS	--	9,445,832.57	9,445,832.57
AMOUNTS DUE TO COMPONENT UNITS	<u>--</u>	<u>3,342,446.81</u>	<u>3,342,446.81</u>
TOTAL LIABILITIES	<u>--</u>	<u>12,788,279.38</u>	<u>12,788,279.38</u>
FUND BALANCES:			
NONSPENDABLE	1,203,088,608.79	--	1,203,088,608.79
RESTRICTED	<u>--</u>	<u>113,616,072.04</u>	<u>113,616,072.04</u>
TOTAL FUND BALANCES	<u>1,203,088,608.79</u>	<u>113,616,072.04</u>	<u>1,316,704,680.83</u>
TOTAL LIABILITIES AND FUND BALANCES	<u>\$ 1,203,088,608.79</u>	<u>\$ 126,404,351.42</u>	<u>\$ 1,329,492,960.21</u>

*These funds were combined and presented as one in the 2015 CAFR.

**COMBINING STATEMENT OF REVENUES, EXPENDITURES, AND CHANGES IN FUND BALANCES
 LOUISIANA EDUCATION QUALITY TRUST FUND
 FOR THE YEAR ENDED JUNE 30, 2015**

	*LOUISIANA EDUCATION QUALITY TRUST FUND	*LOUISIANA EDUCATION QUALITY SUPPORT FUND	CAFR LOUISIANA EDUCATION QUALITY TRUST FUND
REVENUES:			
OTHER	\$ --	\$ 517,146.58	\$ 517,146.58
TOTAL REVENUES	<u>--</u>	<u>517,146.58</u>	<u>517,146.58</u>
EXPENDITURES:			
INTERGOVERNMENTAL: EDUCATION	<u>--</u>	<u>24,584,668.79</u>	<u>24,584,668.79</u>
TOTAL EXPENDITURES	<u>--</u>	<u>24,584,668.79</u>	<u>24,584,668.79</u>
EXCESS(DEFICIENCY) OF REVENUES OVER(Under) EXPENDITURES	<u>--</u>	<u>(24,067,522.21)</u>	<u>(24,067,522.21)</u>
OTHER FINANCING SOURCES(USES):			
TRANSFERS IN	16,420,362.93	49,946,785.45	66,367,148.38
TRANSFERS OUT	<u>--</u>	<u>(22,512,170.99)</u>	<u>(22,512,170.99)</u>
TOTAL OTHER FINANCING SOURCES/(USES)	<u>16,420,362.93</u>	<u>27,434,614.46</u>	<u>43,854,977.39</u>
NET CHANGE IN FUND BALANCES	16,420,362.93	3,367,092.25	19,787,455.18
FUND BALANCES AT BEGINNING OF YEAR	<u>1,186,668,245.86</u>	<u>110,248,979.79</u>	<u>1,296,917,225.65</u>
FUND BALANCES AT END OF YEAR	<u>\$ 1,203,088,608.79</u>	<u>\$ 113,616,072.04</u>	<u>\$ 1,316,704,680.83</u>

*These funds were combined and presented as one in the 2015 CAFR.

**STATE OF LOUISIANA
SCHEDULE OF BONDED INDEBTEDNESS
JUNE 30, 2015**

	DATE OF ISSUE	ORIGINAL AMOUNT OF ISSUE	BALANCE TO FINAL MATURITY AS OF JUNE 30, 2014		PAYMENTS JULY 1, 2014 JUNE 30, 2015		FINAL MATURITY DATE	BALANCE TO FINAL MATURITY AS OF JUNE 30, 2015		
			PRINCIPAL	INTEREST	PRINCIPAL	INTEREST		PRINCIPAL	INTEREST	TOTAL
GENERAL OBLIGATIONS BONDS PAID BY THE STATE TREASURER FROM BOND SECURITY REDEMPTION FUND REFLECTED IN STATEMENT OF NET ASSETS										
General Obligation Bonds:										
Constitution Article VII S:6.7.9 of 1974										
SERIES 2004-A (a)(b)(c)(d)(e)	10-15-04	500,000,000	23,255,000	581,375	23,255,000	581,375	2015	--	--	--
SERIES 2005-A(e)	01-07-05	650,000,000	384,625,000	45,694,273	76,550,000	17,515,527	2020	308,075,000	28,178,746	336,253,746
SERIES 2006-B (not NTSD) (d)(e)	07-01-06	194,475,000	26,015,000	1,822,281	8,255,000	1,026,238	2026	17,760,000	796,043	18,556,043
SERIES 2006-C (d)(f)(e)	09-27-06	500,000,000	83,685,000	4,071,088	60,305,000	2,902,088	2016	23,380,000	1,169,000	24,549,000
SERIES 2009-A (f)(e)	11-04-09	200,000,000	163,185,000	26,401,787	99,410,000	5,541,150	2029	63,775,000	20,860,637	84,635,637
SERIES 2010-A (e)	10-13-10	206,495,000	205,965,000	61,393,575	535,000	10,268,725	2022	205,430,000	51,124,850	256,554,850
SERIES 2010-B	10-13-10	91,510,000	90,375,000	19,790,125	--	4,470,750	2019	90,375,000	15,319,375	105,694,375
SERIES 2011-A (e)(f)	03-10-11	300,000,000	268,195,000	77,751,207	110,185,000	10,493,501	2030	158,010,000	67,257,706	225,267,706
SERIES 2012-A (e)	03-08-12	400,000,000	374,945,000	163,723,875	18,005,000	17,324,125	2032	356,940,000	146,399,750	503,339,750
SERIES 2012-B (e)	03-08-12	43,825,000	15,380,000	615,200	15,380,000	615,200	2015	--	--	--
SERIES 2012-C	06-27-12	423,090,000	423,090,000	179,487,626	--	20,366,050	2026	423,090,000	159,121,576	582,211,576
SERIES 2012-D (not NTSD)	06-27-12	144,575,000	144,575,000	11,358,120	--	2,583,858	2020	144,575,000	8,774,262	153,349,262
SERIES 2013-A (e)	05-23-13	130,710,000	130,610,000	84,145,800	100,000	5,233,650	2033	130,510,000	78,912,150	209,422,150
SERIES 2013-B (e)	05-23-13	169,290,000	157,660,000	23,582,485	11,955,000	2,958,462	2026	145,705,000	20,624,023	166,329,023
SERIES 2013-C (not NTSD) (e)	05-30-13	157,855,000	149,100,000	52,789,251	8,725,000	7,197,875	2027	140,375,000	45,591,376	185,966,376
SERIES 2014-A	02-20-14	347,165,000	347,165,000	221,282,304	--	14,943,804	2034	347,165,000	206,338,500	553,503,500
SERIES 2014-B (taxable)	02-20-14	149,275,000	149,275,000	8,428,691	24,755,000	1,779,330	2020	124,520,000	6,649,361	131,169,361
SERIES 2014-C Refunding	11-13-14	217,885,000	217,885,000	101,740,404	--	1,997,279	2027	217,885,000	99,743,125	317,628,125
SERIES 2014-D-1	12-04-14	160,090,000	160,090,000	87,094,369	--	3,671,644	2035	160,090,000	83,422,725	243,512,725
SERIES 2014-D-2	12-04-14	39,900,000	39,900,000	21,704,990	--	915,090	2035	39,900,000	20,789,900	60,689,900
SERIES 2015-A	05-14-15	263,475,000	263,475,000	141,395,820	--	--	2035	263,475,000	141,395,820	404,870,820
SERIES 2015-B	05-14-15	71,515,000	71,515,000	37,595,555	--	--	2035	71,515,000	37,595,555	109,110,555
Total General Obligation Bonds authorized under Article VII of 1974 Constitution		5,361,130,000	3,889,965,000	1,372,450,201	457,415,000	132,385,721		3,432,550,000	1,240,064,480	4,672,614,480
				BSRF	24,755,000	126,561,891				
				2014 defeased	204,115,000	5,823,830				
				2014C refunded	228,545,000	--				
					457,415,000	132,385,721				
a)Bonds that were affected by the 2005-A Refunding										
b)Bonds that were affected by the 2006-A&B Refunding										
c)Bonds that were affected by the 2010-A and B Refunding										
d)Bonds that were affected by the 2012-C and D Refunding										
e)Bonds that were affected by the 2014 Defeasance										
f)Bonds that were affected by the 2014-C Refunding										
GENERAL OBLIGATION BONDS ISSUED ON BEHALF OF WEST CALCASIEU AIRPORT AUTHORITY WHICH ARE PAID BY STATE TREASURER FROM BOND SECURITY AND REDEMPTION FUND AND ARE INCLUDED IN GENERAL OBLIGATION BONDS CATEGORY (Reimbursement Contracts)										
Miscellaneous Reimbursement Contracts:										
West Calcasieu Airport Authority	02-15-95	50,000	4,090	247	4,090	247	2015	--	--	--
West Calcasieu Airport Authority 1997A	03-15-97	125,000	30,000	3,200	10,000	1,612	2017	20,000	1,588	21,588
Total for Miscellaneous Reimbursement Contracts		175,000	34,090	3,447	14,090	1,859		20,000	1,588	21,588
Total General Obligation less Reimbursements		5,360,955,000	3,889,930,910	1,372,446,754	457,400,910	132,383,862		3,432,530,000	1,240,062,892	4,672,592,892
TOTAL GENERAL OBLIGATION BONDS PAID BY STATE TREASURER FROM BOND SECURITY AND REDEMPTION FUND REFLECTED IN STATEMENT OF NET ASSETS		5,361,130,000	3,889,965,000	1,372,450,201	457,415,000	132,385,721		3,432,550,000	1,240,064,480	4,672,614,480
TOTAL GENERAL OBLIGATION BONDS PAID BY STATE TREASURER FROM BOND SECURITY AND REDEMPTION FUND REFLECTED IN STATEMENT OF NET ASSETS LESS REIMBURSEMENTS		5,360,955,000	3,889,930,910	1,372,446,754	457,400,910	132,383,862		3,432,530,000	1,240,062,892	4,672,592,892

STATE OF LOUISIANA
SCHEDULE OF BONDED INDEBTEDNESS
JUNE 30, 2015

	DATE OF ISSUE	ORIGINAL AMOUNT OF ISSUE	BALANCE TO FINAL MATURITY AS OF JUNE 30, 2014		PAYMENTS JULY 1, 2014 JUNE 30, 2015		FINAL MATURITY DATE	BALANCE TO FINAL MATURITY AS OF JUNE 30, 2015		
			PRINCIPAL	INTEREST	PRINCIPAL	INTEREST		PRINCIPAL	INTEREST	TOTAL
NON-GENERAL OBLIGATION BONDS PAID BY A TRUSTEE FROM OTHER FUND SOURCES REFLECTED IN STATEMENT OF NET ASSETS										
HEALTH EDUCATION AUTHORITY OF LOUISIANA										
Series 1998	12-01-98	9,350,000	6,530,000	4,437,125	225,000	421,920	2031	6,305,000	4,015,205	10,320,205
Total Health Education Authority of Louisiana		9,350,000	6,530,000	4,437,125	225,000	421,920		6,305,000	4,015,205	10,320,205
TOTAL NON-GENERAL OBLIGATION BONDS PAID BY A TRUSTEE FROM OTHER FUND SOURCES REFLECTED IN STATEMENT OF NET ASSETS										
		9,350,000	6,530,000	4,437,125	225,000	421,920		6,305,000	4,015,205	10,320,205
UNCLAIMED PROPERTY SPECIAL REVENUE BONDS										
Series 2013 (I-49 North Project)	12-18-13	90,595,000	90,595,000	53,871,125	--	4,437,350	2033	90,595,000	49,433,775	140,028,775
Series 2013 (I-49 South Project)	12-18-13	21,080,000	21,080,000	11,564,759	--	921,019	2033	21,080,000	10,643,740	31,723,740
Total Unclaimed Property Special Revenue Bonds		111,675,000	111,675,000	65,435,884	--	5,358,369		111,675,000	60,077,515	171,752,515
STATE HIGHWAY IMPROVEMENT BOND										
Series 2013A	03-28-13	85,400,000	83,450,000	47,267,600	2,855,000	4,023,600	2033	80,595,000	43,244,000	123,839,000
Series 2014A	02-19-14	198,135,000	198,135,000	124,182,595	3,370,000	12,747,345	2034	194,765,000	111,435,250	306,200,250
Total State Highway Improvement Bond		283,535,000	281,585,000	171,450,195	6,225,000	16,770,945		275,360,000	154,679,250	430,039,250
TRANSPORTATION TRUST REVENUE BONDS										
Series 2005-A (a)	05-15-05	525,000,000	5,295,000	244,530	5,295,000	244,530	2030	--	--	--
Series 2006-A* (a)(b)(c)	11-01-06	1,107,490,000	857,925,000	41,153,500	856,935,000	41,113,900	2041	990,000	39,600	1,029,600
Series 2010B(c)	08-26-10	394,310,000	385,450,000	393,451,250	46,630,000	19,060,700	2045	338,820,000	374,390,550	713,210,550
Series 2012A-1	05-24-12	803,080,000	788,200,000	452,886,700	7,820,000	34,793,100	2035	780,380,000	418,093,600	1,198,473,600
Series 2013A	05-01-13	173,000,000	173,000,000	188,432,500	--	8,650,000	2041	173,000,000	179,782,500	352,782,500
Series 2013 B-1	05-22-13	200,000,000	200,000,000	217,226,745	--	1,164,185	2043	200,000,000	216,062,560	416,062,560
Series 2013 B-2	05-22-13	103,125,000	103,125,000	114,086,038	--	682,556	2043	103,125,000	113,403,482	216,528,482
Series 2013 C-1 Refunding	11-01-13	60,150,000	60,150,000	80,387,175	--	2,977,550	2043	60,150,000	77,409,625	137,559,625
Series 2013 C-2 Refunding	11-01-13	14,940,000	13,450,000	2,156,777	1,485,000	359,872	2023	11,965,000	1,796,905	13,761,905
Series 2014A Refunding	05-01-14	121,250,000	121,250,000	138,731,654	--	646,491	2043	121,250,000	138,085,163	259,335,163
Series 2014-B Refunding	08-20-14	239,420,000	239,420,000	218,204,959	--	8,207,209	2039	239,420,000	209,997,750	449,417,750
Series 2014-B Refunding	08-20-14	490,000	490,000	289,066	--	13,666	2030	490,000	275,400	765,400
Series 2015-A Refunding	01-23-15	584,985,000	584,985,000	613,155,130	--	5,089,080	2041	584,985,000	608,066,050	1,193,051,050
Series 2015-B Refunding	01-23-15	39,810,000	39,810,000	17,600,100	--	398,100	2026	39,810,000	17,202,000	57,012,000
Total Transportation Trust Revenue Bonds		4,367,050,000	3,572,550,000	2,478,006,124	918,165,000	123,400,939		2,654,385,000	2,354,605,185	5,008,990,185
			a)partial refunded by Series 2012A-1	paid	18,875,000					
			b)partial refunded by Series 2013A	refunded	899,290,000					
			c)partial refunded by Series 2015 A and B							
NON-GENERAL OBLIGATION BONDS PAID BY STATE TREASURER FROM OTHER FUND SOURCES REFLECTED IN STATEMENT OF NET ASSETS										
		4,762,260,000	3,965,810,000	2,714,892,203	924,390,000	145,530,253		3,041,420,000	2,569,361,950	5,610,781,950
LOUISIANA CORRECTIONAL FACILITIES CORPORATION										
Series 2007		23,210,000	13,110,000	1,871,750	1,945,000	547,875	2019	11,165,000	1,323,875	12,488,875
Series 2015		668,000	668,000	--	--	--	2030	668,000	--	668,000
Total Louisiana Correctional Facilities Corporation		23,878,000	13,778,000	1,871,750	1,945,000	547,875		11,833,000	1,323,875	13,156,875
			deferred charges \$293,618							
DEPARTMENT OF CORRECTIONS										
Series 2012	12-22-11	30,318,245	27,969,154	9,859,135	1,608,352	1,264,380	2028	26,360,802	8,594,755	34,955,557
Total Department of Corrections		30,318,245	27,969,154	9,859,135	1,608,352	1,264,380		26,360,802	8,594,755	34,955,557
			deferred charges \$358,551							

STATE OF LOUISIANA
SCHEDULE OF BONDED INDEBTEDNESS
JUNE 30, 2015

	DATE OF ISSUE	ORIGINAL AMOUNT OF ISSUE	BALANCE TO FINAL MATURITY AS OF JUNE 30, 2014		PAYMENTS JULY 1, 2014 JUNE 30, 2015		FINAL MATURITY DATE	BALANCE TO FINAL MATURITY AS OF JUNE 30, 2015		
			PRINCIPAL	INTEREST	PRINCIPAL	INTEREST		PRINCIPAL	INTEREST	TOTAL
OFFICE FACILITIES CORPORATION										
Series 2009**	11-10-09	94,910,000	51,720,000	7,650,475	9,455,000	2,421,525	2019	42,265,000	5,228,950	47,493,950
Series 2010A Refunding Series 2001	12-09-10	57,610,000	42,965,000	8,831,475	5,305,000	2,098,475	2021	37,660,000	6,733,000	44,393,000
Series 2012 Refunding Series 2003	04-04-12	69,890,000	69,890,000	18,782,125	5,575,000	3,297,250	2023	64,315,000	15,484,875	79,799,875
Total Office Facilities Corporation		222,410,000	164,575,000	35,264,075	20,335,000	7,817,250		144,240,000	27,446,825	171,686,825
		**deferred charges of \$12,732,168								
		*refunded bonds								
TOBACCO SETTLEMENT FINANCING CORPORATION										
Series 2013A Refunding	07-02-13	659,745,000	659,745,000	438,144,199	--	32,795,899	2035	659,745,000	405,348,300	1,065,093,300
Total Tobacco Settlement Financing Corporation		659,745,000	659,745,000	438,144,199	--	32,795,899		659,745,000	405,348,300	1,065,093,300
		deferred charges \$34,264,557								
LA PUBLIC FINANCE AUTHORITY-PUBLIC SAFETY										
2007 Revenue Refunding Bonds*	10-02-07	62,895,000	39,110,000	7,216,250	4,930,000	1,832,250	2022	34,180,000	5,384,000	39,564,000
Total LA Public Finance Authority - Public Safety		62,895,000	39,110,000	7,216,250	4,930,000	1,832,250		34,180,000	5,384,000	39,564,000
		* Refunded Series 1999 and 2001.								
NON-GENERAL OBLIGATION BONDS PAID FROM OTHER FUND SOURCES REFLECTED IN GOVERNMENTAL FUND TYPE										
		999,246,245	905,177,154	492,355,409	28,818,352	44,257,654		876,358,802	448,097,755	1,324,456,557
TOTAL GOVERNMENTAL ACTIVITIES		5,770,856,245	4,877,517,154	3,211,684,737	953,433,352	190,209,827		3,924,083,802	3,021,474,910	6,945,558,712
ENTERPRISE FUND TYPE:										
LOUISIANA TRANSPORTATION AUTHORITY										
Series 2013A Refunding	11-14-13	51,530,000	51,530,000	49,500,916	120,000	3,038,791	2044	51,410,000	46,462,125	97,872,125
Series 2013B Refunding	11-13-13	78,000,000	78,000,000	39,725,052	25,000	1,473,962	2046	77,975,000	38,251,090	116,226,090
Series 2013C Refunding	11-13-13	44,000,000	44,000,000	18,682,665	25,000	1,521,964	2032	43,975,000	17,160,701	61,135,701
Total Louisiana Transportation Authority		173,530,000	173,530,000	107,908,633	170,000	6,034,717		173,360,000	101,873,916	275,233,916
		deferred costs \$1,338,873								
LA AGRICULTURAL FINANCE AUTHORITY										
Lacassine	03-01-04	147,608,438	1,625,000	35,133	1,625,000	35,133	2015	--	--	--
Series 2007 Multiple Bldgs and Equip	10-31-07	31,000,000	31,000,000	3,474,976	6,080,000	1,467,900	2017	24,920,000	2,007,076	26,927,076
Series 2012	12-14-12	6,705,000	6,305,000	746,752	400,000	122,948	2023	5,905,000	623,804	6,528,804
Total La. Agricultural Finance Authority		185,313,438	38,930,000	4,256,861	8,105,000	1,625,981		30,825,000	2,630,880	33,455,880
LOUISIANA COMMUNITY AND TECHNICAL COLLEGES:										
Bossier Parish Series 2012	12-04-12	38,050,000	38,050,000	14,287,850	--	1,605,800	2027	38,050,000	12,682,050	50,732,050
South LA Series 2012	09-06-12	13,185,000	13,185,000	3,177,973	375,000	403,019	2028	12,810,000	2,774,954	15,584,954
Delta Community College Series 2008	11-21-08	42,470,000	35,855,000	16,146,106	1,825,000	1,859,169	2027	34,030,000	14,286,937	48,316,937
BRCC Series 2003	12-23-03	10,000,000	1,285,000	105,808	305,000	45,105	2017	980,000	60,703	1,040,703
BRCC Series 2011	10-11-11	31,495,000	31,495,000	10,140,131	1,705,000	1,273,662	2027	29,790,000	8,866,469	38,656,469
BRCC Series 2012	04-18-12	24,125,000	24,125,000	16,884,269	--	1,057,813	2033	24,125,000	15,826,456	39,951,456
Act 391 Projects Series 2009A & B Revenue	10-01-09	64,570,000	51,925,000	30,254,362	6,645,000	2,411,038	2033	45,280,000	27,843,324	73,123,324
Act 391 Series 2010	10-01-10	64,025,000	64,025,000	31,319,727	--	3,132,238	2025	64,025,000	28,187,489	92,212,489
Act 391 Series 2011	10-01-11	51,980,000	51,980,000	--	--	--	2021	51,980,000	--	51,980,000
Series 2014	09-06-14	128,330,000	128,330,000	136,666,311	--	--	2028	128,330,000	136,666,311	264,996,311
Total Louisiana Community and Technical Colleges		468,230,000	440,255,000	258,982,537	10,855,000	11,787,844		429,400,000	247,194,693	676,594,693
		\$24,365,556 deferred costs								
TOTAL ENTERPRISE FUNDS		827,073,438	652,715,000	371,148,031	19,130,000	19,448,542		633,585,000	351,699,489	985,284,489
TOTAL ALL PRIMARY GOVERNMENT BONDS		11,958,884,683	9,420,163,064	4,955,279,522	1,429,964,262	342,042,231		7,990,198,802	4,613,237,291	12,603,436,093

STATE OF LOUISIANA
DEBT SERVICE REQUIREMENTS TO MATURITY
GENERAL OBLIGATION BONDS TO BE PAID FROM BOND SECURITY AND REDEMPTION FUND
TOTAL PRINCIPAL AND INTEREST
FISCAL YEAR ENDING JUNE 30, 2015

(EXPRESSED IN THOUSANDS)

FISCAL YEAR	GENERAL OBLIGATION BONDS	LESS: REIMBURSEMENTS FROM MISCELLANEOUS	TOTAL DEBT SERVICE REQUIREMENTS LESS REIMBURSEMENT CONTRACTS
2015-16	\$ 388,354	\$ 11	388,343
2016-17	387,423	10	387,413
2017-18	370,247	--	370,247
2018-19	359,854	--	359,854
2019-20	356,340	--	356,340
2020-21	312,114	--	312,114
2021-22	297,955	--	297,955
2022-23	282,162	--	282,162
2023-24	266,871	--	266,871
2024-25	258,687	--	258,687
2025-26	232,799	--	232,799
2026-27	192,896	--	192,896
2027-28	162,997	--	162,997
2028-29	163,708	--	163,708
2029-30	148,102	--	148,102
2030-31	148,295	--	148,295
2031-32	125,418	--	125,418
2032-33	99,723	--	99,723
2033-34	77,799	--	77,799
2034-35	40,870	--	40,870
	<u>\$ 4,672,614</u>	<u>\$ 21</u>	<u>\$ 4,672,593</u>

STATE OF LOUISIANA
DEBT SERVICE REQUIREMENTS TO MATURITY
NON-GENERAL OBLIGATION BONDS THAT ARE SELF-SUPPORTING OR PAID FROM SPECIAL TAXES
TOTAL PRINCIPAL AND INTEREST
FISCAL YEAR ENDING JUNE 30, 2015

(EXPRESSED IN THOUSANDS)

FISCAL YEAR	OFFICE FACILITIES	HEALTH EDUCATION AUTHORITY	LOUISIANA CORRECTIONAL FACILITIES	GASOLINE AND FUELS TAX REVENUE BONDS	LPFA PUBLIC SAFETY	STATE HIGHWAY IMPROVEMENT BOND	TOBACCO SETTLEMENT FINANCING CORPORATION	UNCLAIMED PROPERTY SPECIAL REVENUE	DEPARTMENT OF CORRECTIONS	TOTAL GOVERNMENTAL ACTIVITIES
2015 - 2016	\$ 28,152	643	\$ 2,487	\$ 141,967	\$ 6,764	\$ 22,996	\$ 46,861	\$ 9,130	\$ 2,853	\$ 261,853
2016 - 2017	28,139	643	3,157	143,223	6,754	22,995	47,401	9,111	2,833	264,256
2017 - 2018	28,137	647	2,540	145,440	6,755	22,992	57,997	9,090	2,812	276,410
2018 - 2019	28,141	645	2,493	147,349	6,742	22,999	58,033	9,087	2,772	278,261
2019 - 2020	16,255	647	2,480	149,363	6,734	22,994	58,065	9,067	2,748	268,353
2020 - 2021	16,264	647	--	150,916	2,909	22,998	58,103	9,064	2,722	263,623
2021 - 2022	8,865	646	--	152,935	2,906	22,993	58,139	9,056	2,696	258,236
2022 - 2023	8,868	644	--	154,956	--	23,000	58,181	9,055	2,668	257,372
2023 - 2024	8,866	645	--	155,992	--	22,995	58,217	9,052	2,638	258,405
2024 - 2025	--	645	--	158,564	--	22,997	58,262	9,036	2,607	252,111
2025 - 2026	--	643	--	161,137	--	22,996	58,308	9,031	2,574	254,689
2026 - 2027	--	644	--	164,125	--	22,999	56,578	9,027	2,541	255,914
2027 - 2028	--	645	--	166,940	--	22,999	54,744	9,017	2,492	256,837
2028 - 2029	--	646	--	169,710	--	22,994	52,908	9,007	--	255,265
2029 - 2030	--	646	--	172,621	--	22,993	51,169	9,000	--	256,429
2030 - 2031	--	644	--	175,580	--	22,999	49,459	8,990	--	257,672
2031 - 2032	--	--	--	179,938	--	22,993	47,885	8,991	--	259,807
2032 - 2033	--	--	--	185,838	--	22,990	46,391	8,977	--	264,196
2033 - 2034	--	--	--	188,978	--	16,118	44,976	8,964	--	259,036
2034 - 2035	--	--	--	192,138	--	--	43,416	--	--	235,554
2035 - 2036	--	--	--	196,912	--	--	--	--	--	196,912
2036 - 2037	--	--	--	193,897	--	--	--	--	--	193,897
2037 - 2038	--	--	--	197,194	--	--	--	--	--	197,194
2038 - 2039	--	--	--	202,207	--	--	--	--	--	202,207
2039 - 2040	--	--	--	204,515	--	--	--	--	--	204,515
2040 - 2041	--	--	--	207,956	--	--	--	--	--	207,956
2041 - 2042	--	--	--	219,225	--	--	--	--	--	219,225
2042 - 2043	--	--	--	223,422	--	--	--	--	--	223,422
2043 - 2044	--	--	--	54,208	--	--	--	--	--	54,208
2044 - 2045	--	--	--	51,744	--	--	--	--	--	51,744
	<u>\$ 171,687</u>	<u>\$ 10,320</u>	<u>\$ 13,157</u>	<u>\$ 5,008,990</u>	<u>\$ 39,564</u>	<u>\$ 430,040</u>	<u>\$ 1,065,093</u>	<u>\$ 171,752</u>	<u>\$ 34,956</u>	<u>\$ 6,945,559</u>

STATE OF LOUISIANA
DEBT SERVICE REQUIREMENTS TO MATURITY
ENTERPRISE PRESENTATION
NON-GENERAL OBLIGATION BONDS THAT ARE SELF-SUPPORTING OR PAID FROM SPECIAL TAXES
TOTAL PRINCIPAL AND INTEREST
FISCAL YEAR ENDING JUNE 30, 2015

(EXPRESSED IN THOUSANDS)

FISCAL YEAR	LOUISIANA TRANSPORTATION AUTHORITY	LOUISIANA COMMUNITY AND TECHNICAL COLLEGES	LOUISIANA AGRICULTURAL FINANCE AUTHORITY	TOTAL ENTERPRISE FUNDS
2015 - 2016	\$ 5,956	\$ 30,135	\$ 9,501	\$ 45,592
2016 - 2017	6,126	33,493	9,484	49,103
2017 - 2018	6,220	34,013	9,464	49,697
2018 - 2019	8,091	34,005	492	42,588
2019 - 2020	7,966	34,009	1,159	43,134
2020 - 2021	7,863	34,065	1,138	43,066
2021 - 2022	7,777	36,200	1,117	45,094
2022 - 2023	7,714	36,235	1,101	45,050
2023 - 2024	8,565	36,257	--	44,822
2024 - 2025	8,529	36,281	--	44,810
2025 - 2026	8,502	36,379	--	44,881
2026 - 2027	8,481	36,404	--	44,885
2027 - 2028	8,467	36,471	--	44,938
2028 - 2029	9,191	27,376	--	36,567
2029 - 2030	9,191	10,869	--	20,060
2030 - 2031	9,189	10,869	--	20,058
2031 - 2032	9,190	13,863	--	23,053
2032 - 2033	9,192	23,832	--	33,024
2033 - 2034	9,192	19,348	--	28,540
2034 - 2035	9,191	19,368	--	28,559
2035 - 2036	9,197	19,385	--	28,582
2036 - 2037	9,195	19,406	--	28,601
2037 - 2038	9,200	19,423	--	28,623
2038 - 2039	9,202	19,444	--	28,646
2039 - 2040	9,208	19,465	--	28,673
2040 - 2041	9,213	--	--	9,213
2041 - 2042	9,209	--	--	9,209
2042 - 2043	9,213	--	--	9,213
2043 - 2044	9,213	--	--	9,213
2044 - 2045	9,262	--	--	9,262
2045 - 2046	9,263	--	--	9,263
2046 - 2047	9,266	--	--	9,266
	<u>\$ 275,234</u>	<u>\$ 676,595</u>	<u>\$ 33,456</u>	<u>\$ 985,285</u>

Does not include premiums and discounts of \$25,704.

STATE OF LOUISIANA
NOTES PAYABLE
GOVERNMENTAL ACTIVITIES
FOR THE FISCAL YEAR ENDED JUNE 30, 2015

(EXPRESSED IN THOUSANDS)

	TELECOMMUNICATIONS		TECHNOLOGY SERVICES		TOTAL	
	PRINCIPAL	INTEREST	PRINCIPAL	INTEREST	PRINCIPAL	INTEREST
2016	\$161	\$6	\$1,470	\$56	\$1,631	\$62
2017	163	4	1,481	42	1,644	46
2018	164	3	1,420	27	1,584	30
2019	138	1	1,373	13	1,511	14
2020	10	--	503	2	513	2
2021-2025	--	--	16	--	16	--
Total	\$636	\$14	\$6,263	\$140	\$6,899	\$154

STATE OF LOUISIANA
 NOTES PAYABLE
 BUSINESS TYPE ACTIVITIES
 FOR THE FISCAL YEAR ENDED JUNE 30, 2015

(EXPRESSED IN THOUSANDS)

	REAL ESTATE COMMISSION		BOARD OF PHARMACY		TOTAL BUSINESS TYPE	
	PRINCIPAL	INTEREST	PRINCIPAL	INTEREST	PRINCIPAL	INTEREST
2016	\$124	\$--	\$474	\$12	\$598	\$12
TOTAL	\$124	\$--	\$474	\$12	\$598	\$12

